

# **The Magic Treehouse #3 Mummies in the Morning**

**11 activities**

**15 questions**



Special Needs for Special Kids





These novel units are something I created and started using in my classroom. I had students with significant challenges and most were **non-readers** (like my little guy). They were the best thing I ever did, and my students LOVED them.




## Table of Contents

Worksheet pages	Title	Chapter
4-5	Suggestions for use	
6	Story board	
7	Title and Author	
8-10	Cat circle map	1
11-13	Thing in the desert	2
14-15	Find the burial chamber	3
16-17	Returning lost items	4
18-20	Helping a friend	5
21-23	Decipher hieroglyphics	6
24-25	Things inside	7
26	Have you ever been lost?	8
27-29	Modes of transportation	9
30-31	How they got home	10
32-33	My trip in the magic treehouse	10
34	Other Novel Units available	
35-36	Terms of Use	

This novel unit has **11 different activities**.

There is an activity for each chapter that is NOT comprehension based. So, even if your students do not pay attention, they can still complete the activity.

Look in each box, and circle all the things inside.



For example, in chapter 7 Jack and Annie find the Book of the Dead **inside** the jug.

So, I created an activity where students circle all the items that are inside a container.



## Suggestions for Use


- I made this unit to go along with the book, *Mummies in the Morning* by Mary Pope Osborne.
- The thought is that you would be reading it aloud to your class at a rate of about 1 chapter per day.
- Be sure to give each student their own copy of the story board (pg. 6) to use while reading and discussing the story.
- Benefits of reading out loud, even to classes made up of severely affected students:
  - Teaches students to sit quietly even when there isn't something for them to do. This is such an important life skill. We all have to spend time sitting and listening to someone we are not that interested in at some point.
  - Parents will LOVE you. Not only will they be excited their child is being exposed to age appropriate material, but you are teaching them how to sit quietly, which will hopefully transfer to home as well.
  - Even with your lowest level learners, you will have 1 or 2 that will truly enjoy the story.
  - It can be a calming experience to sit and listen to the teacher read in a methodical way.

Suggestions on how I found this activity worked best in my classroom are provided. I typically had 6-8 students in grades K-5 with one adult assistant in the room with me.




# Mummies in the Morning Magic Tree House #3 for Special Education

By  
Christa Joy  
Special Needs for Special Kids



# Mummies in the Morning Magic Tree House #3 for Special Education

By  
Christa Joy  
Special Needs for Special Kids



This entire novel unit comes in 2 separate files. One is completely in color and one is completely in black and white.



Also in black and white

This unit comes with a vocabulary board.

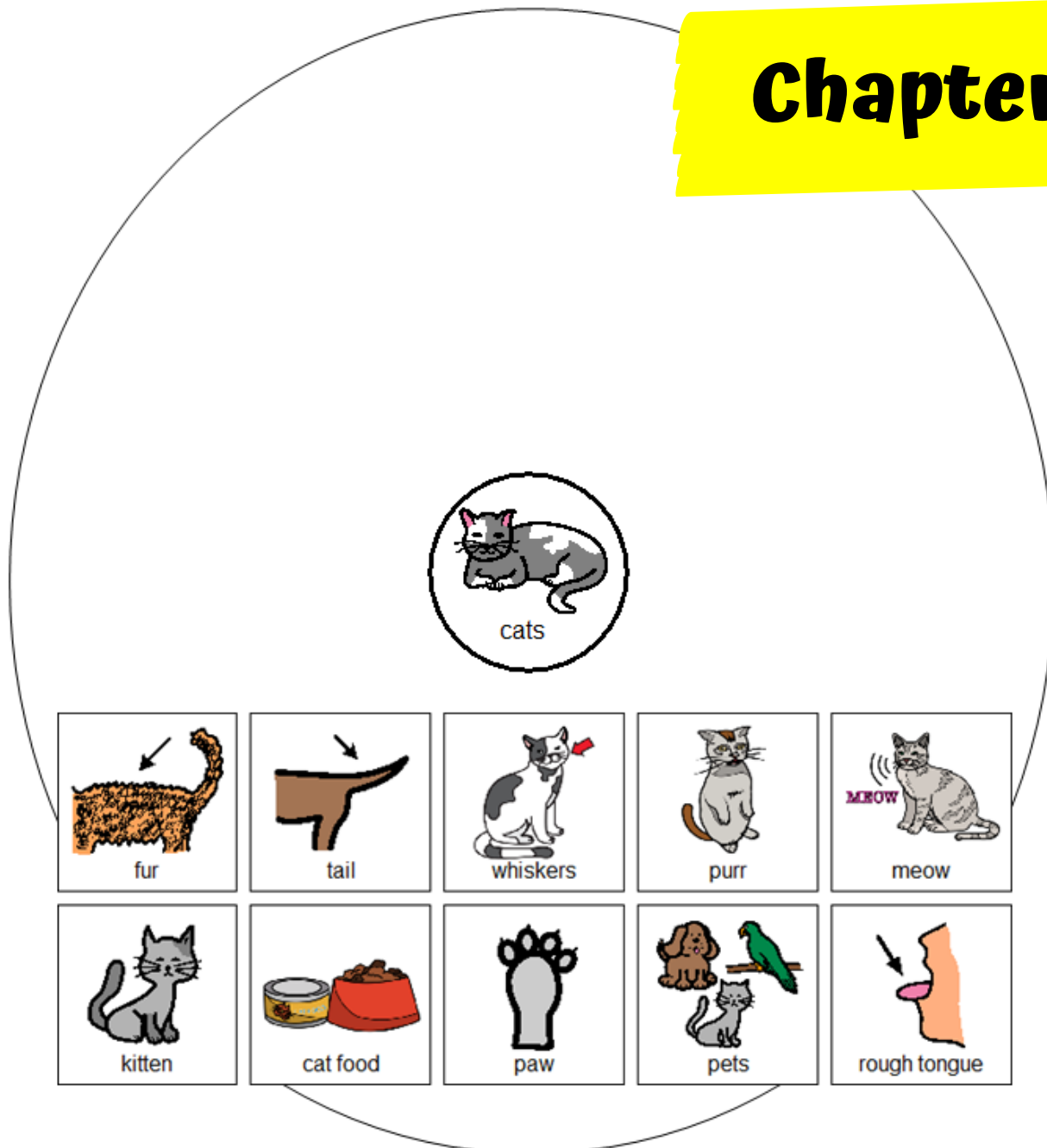
Vocabulary boards are great for ALL students to assist with participation and engagement in group discussions.

Tips on how to use in the unit!!




What are some things you know about cats?

# Chapter 1



There are quite a few circle maps in this unit.

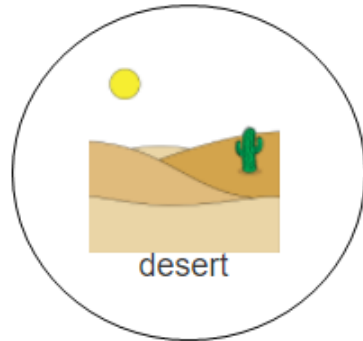

Circle maps are a great way for students to see the big idea.





There are many animals that live in the desert. Complete the circle map below showing what animals you may find there.

## Chapter 2



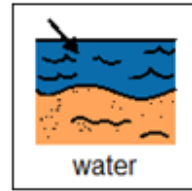
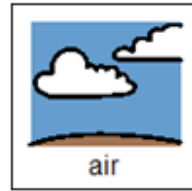
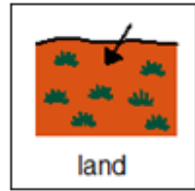
Each circle map comes with 2 choices:

→ An errorless option with only correct answers





















→ An option that has wrong answers mixed in students will need to set aside.



Sort the following vehicles into the correct column depending on how they travel.



# Chapter 9


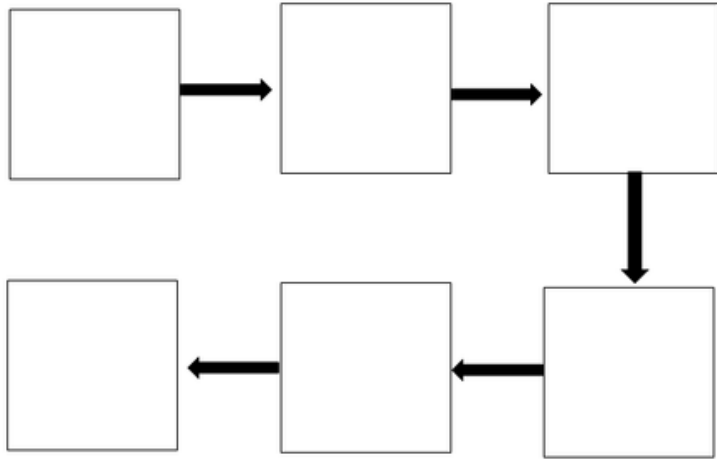
 <p>ship</p>	 <p>tractor</p>	 <p>dump truck</p>	 <p>snowmobile</p>	 <p>kayak</p>
 <p>gondola</p>	 <p>bus</p>	 <p>ferry</p>	 <p>train</p>	 <p>police car</p>
 <p>helicopter</p>	 <p>pedal boat</p>	 <p>airplane</p>	 <p>bicycle</p>	 <p>boat</p>
 <p>car</p>	 <p>hot air balloon</p>	 <p>jet</p>	 <p>rocket</p>	 <p>sailboat</p>

There are sorting activities.

Directions on how to add color coding for differentiation is included.


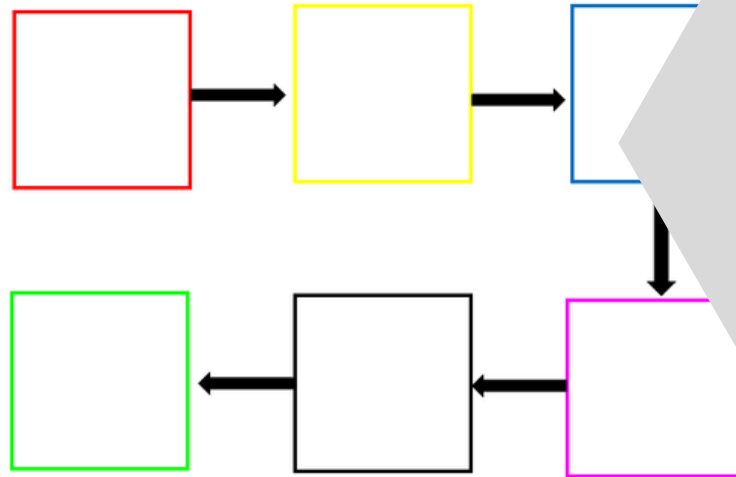


Put in order how Jack and Annie got home from the treehouse.




**color cues added**

Put in order how Jack and Annie got home from the treehouse.



Many of the activities are differentiated for you. That way more students can participate independently along with their peers.










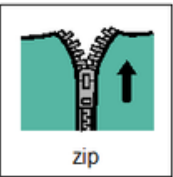






# Egyptian hieroglyphics signs



				
A	i	y	a	w
				
b	p	f	m	n
				
r	h	H	x	kh
				
z	s	sh	q	k
				
g	t	ch	d	j

Using the hieroglyphic alphabet on the previous page, draw a line to the what each word spells. Write the letters below the symbols.







  
 \_\_\_\_\_






  
 \_\_\_\_\_

  
 \_\_\_\_\_




  
 \_\_\_\_\_

This novel units comes with a fun hieroglyphic activity. Use the alphabet included to make some more of your own for students to decipher!!





# My trip in the magic treehouse


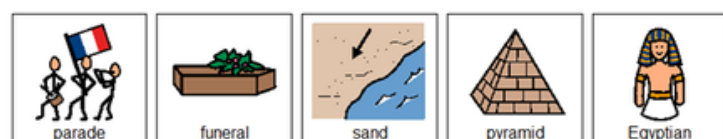
I looked in a book about  and make a wish.

When I opened my eyes I saw .

I went down the ladder to check out the .

I took a  with me.

When it was time to go back home, I felt .



All of the Magic Treehouse units end with a writing prompt. These are errorless activities. Students will write a story about their trip in the treehouse. Different pictures are used for each novel.






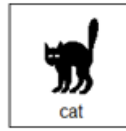
1. What did Jack and Annie see out of the window?



dinosaur



knight



cat

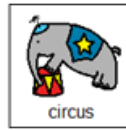
2. What was the parade celebrating?



funeral

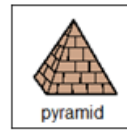


celebration

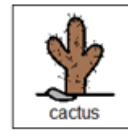


circus

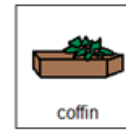
3. What is a sarcophagus?



pyramid

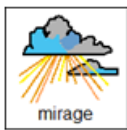


cactus



coffin

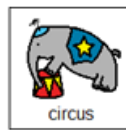
4. The funeral parade was really a what?



mirage

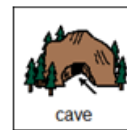


celebration

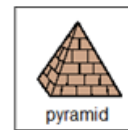


circus

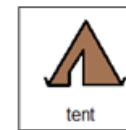
5. What did Jack and Annie go into looking for a mummy?



cave



pyramid



tent

Finally this unit does come with 15 comprehension questions.

There is a guide that references which chapter each question came from.

Answer key included!!

Question	Chapter
1	1
2	2
3	2
4	2
5	3
6	4
7	4
8	5
9	5
10	6
11	7
12	8
13	9
14	9
15	10





I realize there will be some students out there unable to do cutting activities. I have a blog post with ways to complete activities without a pair of scissors!!

**[Click Here to read more!!](#)**