


The Mouse and the Motorcycle Unit  
For Special Education

Preview

100+  
Pages



By  
Christa  
Joy

# Table of Contents

Worksheet pages	Title	Chapter
5-6	<i>Suggestions for Use</i>	
7-8	<i>Story board</i>	
9	<i>Title and Author</i>	
10-12	<i>Venn Diagram: home vs hotel</i>	1
13-15	<i>Emotions circle map</i>	2
16-18	<i>Venn Diagram: car vs motorcycle</i>	2
19-24	<i>Solutions to Problems</i>	3
25-28	<i>STEM activity</i>	3
29-31	<i>Getting Ready for bed</i>	4
32-37	<i>Matching sounds to words</i>	4
38-40	<i>Dangers circle map</i>	5

Worksheet pages	Title
41-46	<i>Following the Rules</i>
47-49	<i>Making a PBJ Sandwich</i>
50-53	<i>Help Ralph in the maze</i>
54-59	<i>Match tools to the complete the job</i>
60-62	<i>Creating a family Tree</i>
63-66	<i>Responsibility Matching</i>
67-70	<i>Waiting sorting activity</i>
71-73	<i>Feeling nervous</i>
74-76	<i>I Don't Feel Good</i>
77-80	<i>Sequencing Events</i>
81-84	<i>Perseverance coloring book</i>

Worksheet pages	Title	Chapter
85-86	<i>Icy Perseverance Activity</i>	11
87-90	<i>Being Generous</i>	12
91-101	<i>Blueberry Muffin Recipe</i>	Bonus
102-103	<i>Terms of Use</i>	

		6
		7
		7
		8
		8
		9
		10
		10
		11
		11





























## Suggestions for Use

- I made this unit to go along with the book, *The Mouse and the Motorcycle*, by Beverly Cleary.
- The thought is that you would be reading it aloud to your class at a rate of about 5-10 pages or one chapter per day.
- Be sure to give each student their own copy of the story board (pg. 7-8) to use while reading and discussing the story.
- Benefits of reading out loud, even to classes made up of severely affected students:
  - Teaches students to sit quietly even when there isn't something for them to do. This is such an important life skill. We all have to spend time sitting and listening to someone we are not that interested in at some point.
  - Parents will LOVE you. Not only will they be excited their child is being exposed to age appropriate material, but you are teaching them how to sit quietly, which will hopefully transfer to home as well.
  - Even with your lowest level learners, you will have 1 or 2 that will truly enjoy the story.
  - It can be a calming experience to sit and listen to the teacher read in a methodical way.

## Suggestions for Use

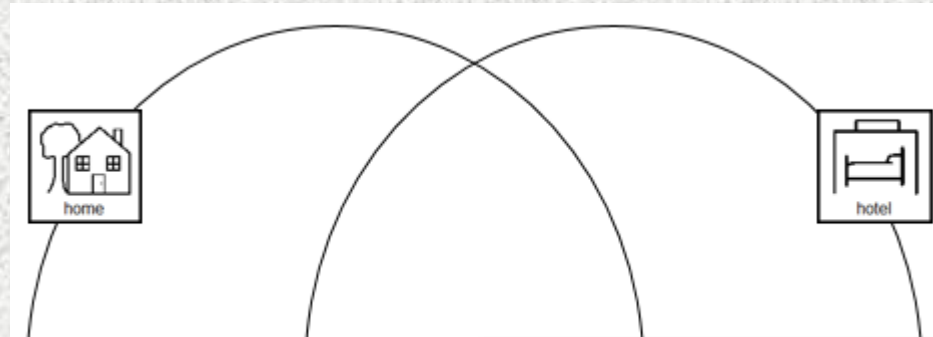
- For students who need more structure, place the number of post-it notes in front of him/her that corresponds to the number of pages you intend to read. Remove a post-it as you finish each page. The visual will help lessen their anxiety.
- As you finish each chapter, there is are 1-2 activities for your students to complete.
- Differentiation:
  - For any activity, you can quickly differentiate for your lower level learners by using a color coding technique.
  - If sorting, outline each sorting category a certain color and then outline the corresponding pictures the same color.
  - Becomes a matching task.
- I purposefully did not include an assessment in this unit, because I did not feel that would be the goal of reading a higher level novel over such an extended period of time. Instead, you should be focused on shaping and teaching the behavior of sitting and listening to the teacher.
- Finally, I always ended reading the novel by showing the students the video with popcorn as a treat for finishing the story!!

# Story Board

 Ralph	 motorcycle	 Mr. Gridley	 Mrs. Gridley	 Keith	 hotel
 Room 215	 Ralph's Mom	 maid	 trash can	 vacuum cleaner	 dog
 laundry	 elevator	 mouse hole	 owl	 danger	 crumbs
 hungry	 sick	 worried	 happy	 scared	 proud
 read it again	 turn the page	 I like that	 I don't like that	 I'm ready	 I need a break

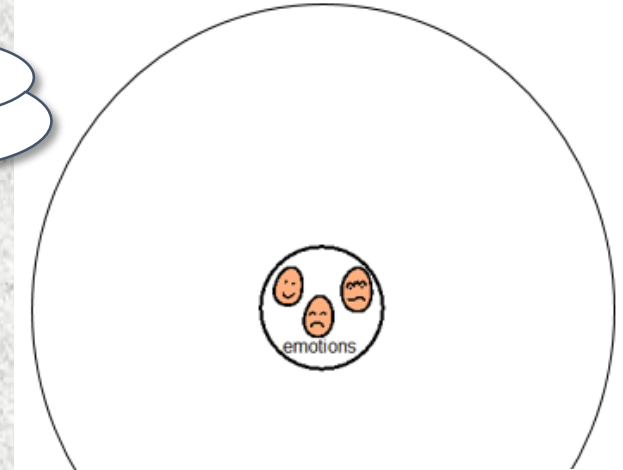
# Activities











# Circle maps





 bed	 kitchen	 yard	 room service
 elevator	 parking lot	 bathroom	 swing set
 guests	 family	 pay for the night	 family pictures
 maid	 chores	 cook	 mailbox

The characters (human and mouse) experience many emotions in this chapter. Complete the circle map displaying all the emotions they feel.



 disappointed	 excited	 hopeful	 joy
 despair	 eager	 curious	
 worried	 scared	 terrified	

# Sorting Activities






 just a minute	 longer time

 drink a glass of water	 eat lunch	 nap	 wash face
 finish puzzle	 bus ride to school	 eat a cookie	 empty trash
 watch a commercial	 take a bath	 color a picture	 basketball game





## Sequencing Events

1 → 2 → 3 → 4 → 5




# Other Activities










 No aspirin	 Ralph gets trapped	 Ralph goes searching for aspirin
 Ralph is thrown outside	 Keith is sick	

Differentiated version:

2  No aspirin	4  Ralph gets trapped	3  Ralph goes searching for aspirin
5  Ralph is thrown outside	1  Keith is sick	

## RESPONSIBILITY

At school 			
At play 			
At home 			

 be on time	 be nice	 share
 be safe	 take turns	 think
 chores	 listen	 help

# Cooking Activities (differentiated)

## Social Skills

### Ingredient Labels



blueberries



butter



sugar



egg



vanilla



baking soda

### Recipe 1



mix

4. Mix together in a separate bowl:



3 cup



flour



2 teaspoons



baking soda



1/4 teaspoon



salt



2 teaspoons



cinnamon



1/2 teaspoon




nutmeg



Check off items in red box when added to bowl.

Perseverance

Do your best!



Page 3



It may take patience.

Page 4

