

H A P P Y

M O T H E R ' S

♥ D A Y ♥

For  
Special  
Ed





ALSO INCLUDES GOOGLE SLIDES



*This unit was created with this guy in mind. He has autism and an intellectual disability. He is a non-reader, and loves the sound of piano keys. With some support he is able to do this unit, and enjoys the challenge. He is my tester!!*

# Mother's Day Day Unit

By  
Christa Joy  
Special Needs for Special Kids



Christa Joy, Special Needs for Special Kids  
The Picture Communication Symbols ©1981-2019 by Tobii Dynavox. All Rights Reserved  
Worldwide. Used with permission. Boardmaker® is a trademark of Tobii Dynavox

## Table of Contents

Pages	Activity
4-5	Vocabulary board
6-8	Circle map
9-21	Spelling activity
22-24	Writing prompt
25-34	Around the world booklet
35-36	Terms of Use

Also included in this resource as separate files:

- Links and directions to digital activities
- PowerPoint (**this is the book in the lesson plan**)
- Voice recorded PowerPoint
- Activities in black and white

Christa Joy, Special Needs for Special Kids  
The Picture Communication Symbols ©1981-2019 by Tobii Dynavox. All Rights Reserved  
Worldwide. Used with permission. Boardmaker® is a trademark of Tobii Dynavox

This unit contains 100 pages of material plus 22 google slides.

It comes in 2 separate files. One in color and one in black and white.

There was a woman named Anna Jarvis, who in 1908, wanted to find a way to honor all the sacrifices mothers had to make when raising a family.



Although it is a US holiday, Mother's Day is celebrated in many other countries in different ways.



There is a 29-page book with simple text and engaging photos about the history of Mother's Day and how it is celebrated around the world.

It comes in a PowerPoint version as well as a movie version you can use in google slides.

Cut apart pictures below and place in circle map on previous page about Mother's Day.



There is a circle map that reviews the main points about Mother's Day. This is an errorless activity.

Note: there is no version with wrong answers mixed in for this unit.

There are 5 spelling activities using various names we often associated with "Mom."

It comes in 2 versions. One has the letters to match in gray for more support.

Blank box for drawing

Blank boxes for letters

t h r o e M

Christa Joy, Special Needs for Special Kids  
The Picture Communication Symbols ©1981-2019 by Tobii Dynavox. All Rights Reserved  
Worldwide. Used with permission. Boardmaker® is a trademark of Tobii Dynavox

Blank box for drawing

M a d r e

M d a e r

Christa Joy, Special Needs for Special Kids  
The Picture Communication Symbols ©1981-2019 by Tobii Dynavox. All Rights Reserved  
Worldwide. Used with permission. Boardmaker® is a trademark of Tobii Dynavox

Christa Joy, Special Needs for Special Kids  
The Picture Communication Symbols ©1981-2019 by Tobii Dynavox. All Rights Reserved  
Worldwide. Used with permission. Boardmaker® is a trademark of Tobii Dynavox

# My Mom



My mom is

She does so much, like


and

For Mother's Day, I will get her

I also want to

show her how much I love her.


Christa Joy, Special Needs for Special Kids The Picture Communication Symbols ©1981-2018 by Tobii Dynavox. All Rights Reserved Worldwide. Used with permission. Boardmaker® is a trademark of Tobii Dynavox



Christa Joy, Special Needs for Special Kids The Picture Communication Symbols ©1981-2018 by Tobii Dynavox. All Rights Reserved Worldwide. Used with permission. Boardmaker® is a trademark of Tobii Dynavox

There is a writing prompt for students to complete. This is a great way for students to write their own stories. It is an errorless activity.

Mother's Day is celebrated on the second Sunday in May in the US.



Page 1

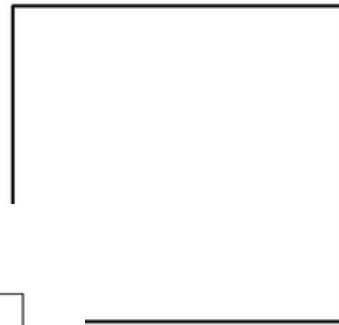
©Christa Joy, SNSK

The first Mother's Day was started by Anna Jarvis in 1908.



©Christa J.


In **Thailand**, they celebrate Mother's Day in August on Queen Sirikit's birthday.



Page 5

©Christa Joy, SNSK

In **Ethiopia**, they celebrate Mother's Day in the fall with a feast.





Page 6


©Christa Joy, SNSK

There is a 12-page booklet reviewing how Mother's Day is celebrated in other countries. Students will add pictures to the pages.

Add to pages in book.



Anna Jarvis



Queen Sirikit



Fall feast



Watch the movie on the history of Mother's Day


Mothering Sunday was always the last Sunday of lent, and it was a time for families to come together and go to Church.



Christa Joy, Special Needs for Special Kids

This unit also includes digital versions of the activities.

Students can watch a movie book version of the book rather than printing it out.



Place the pictures in the circle map that **you would use** to describe Mother's Day.

 mom	 mom	 Sunday	 flowers
 card	 works hard	 special day	 candy
 go to a movie	 thank you	 May	 candy
 cake	 takes care of me	 celebrate	

The Picture Communication Symbols ©1981-2021 by Tobii Dynavox. All Rights Reserved  
Worldwide. Used with permission. Boardmaker® is a trademark of Tobii Dynavox

Each activity is set up so students can click and drag answers. No typing is required.



There are lots of names we use for mom. Can you spell out these common ways?

a

m

o

M

o

m

m

a

M

m

Christa Joy, Special Needs for Special Kids  
The Picture Communication Symbols ©1981–2021 by Tobii Dynavox. All Rights Reserved  
Worldwide. Used with permission. Boardmaker® is a trademark of Tobii Dynavox

The second set of slides uses color for differentiation and extra support for students who may need it. Mix and match slides from both sets to make the perfect set for each student.

***This resource comes in a zipped folder. You will need to unzip the folder to access all the contents which include:***

- ***Mother's Day activities in color***
- ***Mother's Day activities in black and white***
- ***Voice-recorded PowerPoint show***
- ***Happy Mother's Day book (PowerPoint) to use with activities***
- ***Links and directions to digital activities***