

Special Ed

MISTER SEAHORSE



INCLUDES GOOGLE SLIDES

Special Needs for Special Kids



For students who:

- are emerging or non-readers
- take alternate assessments
- are in special education
- short-attention span
- lack pre-requisite skills
- benefit from the use of pictures for support

Mister Seahorse

Literacy Unit for Special Education

By
Christa Joy
Special Needs for Special Kids




Table of Contents

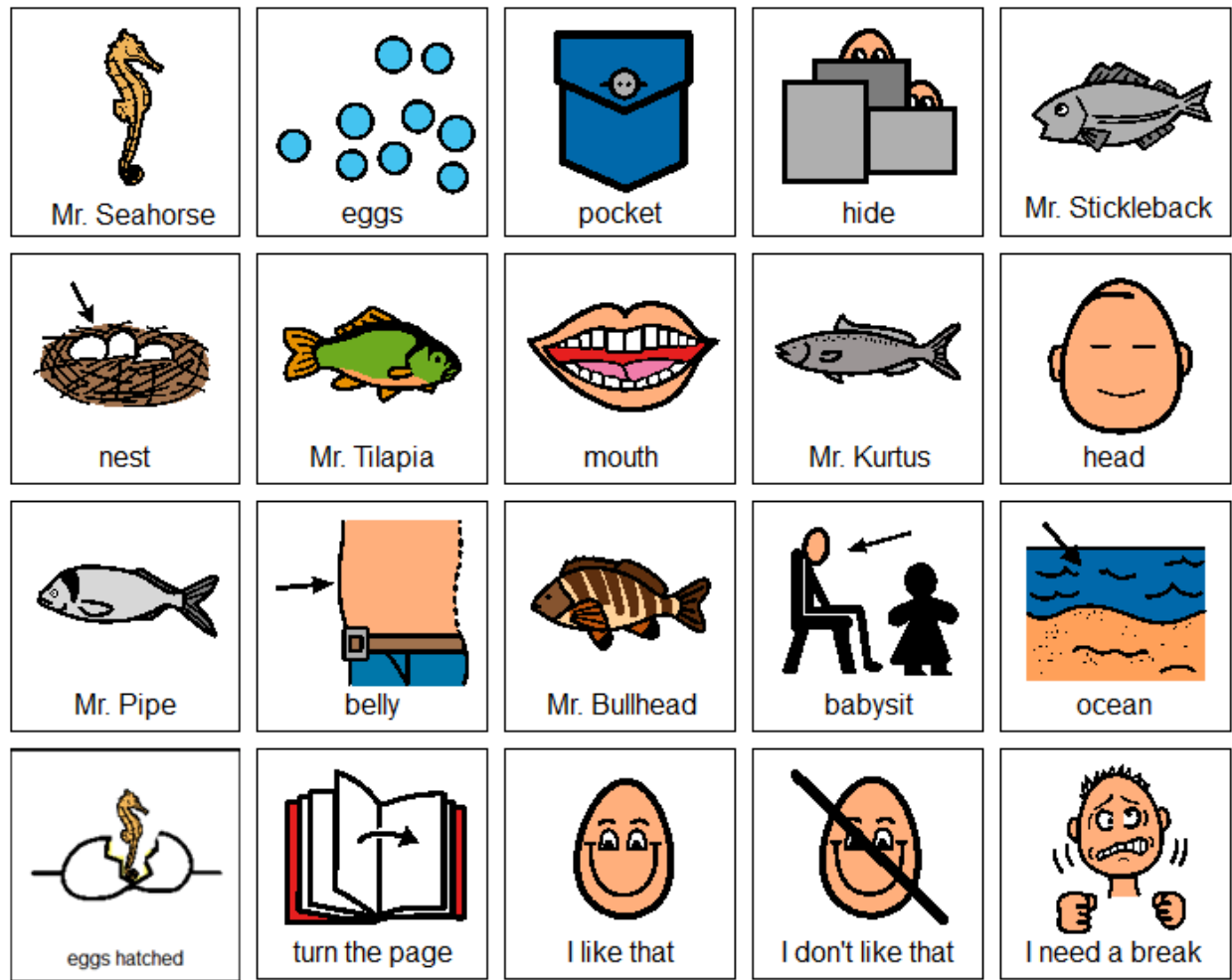
Worksheet pages	Activity
4-5	Storyboard
6-11	Where are the Eggs activity
12-15	Ocean/Land Animal Sorting
16-19	Mister Seahorse Comprehension Check
20-23	Seahorse Circle map
24	Label parts of a seahorse
25-26	Responsible/Not Responsible Sort
27-28	Terms of Use

In the zipped folder you will find:

- Nonfiction book on Seahorses (PowerPoint)
- Being Responsible Social Story (PowerPoint)
- Activities in black and white
- Links and directions for digital activities (includes video of book read aloud)

This unit has 6 activities to go with this book to last a full week of instruction.

There are 2 separate files, one in color and one in black and white.

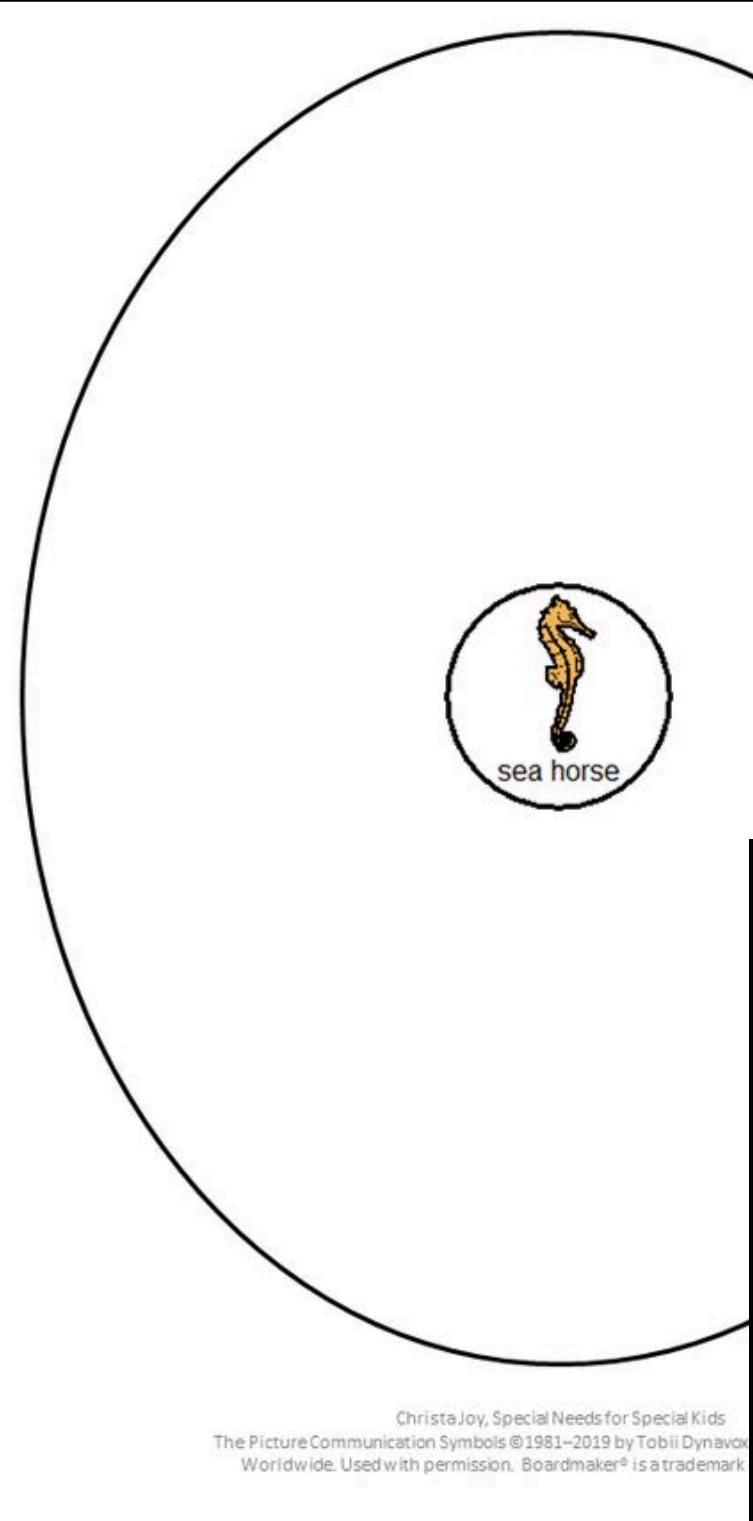


Christa Joy, Special Needs for Special Kids
 The Picture Communication Symbols ©1981–2021 by Tobii Dynavox. All Rights Reserved
 Worldwide. Used with permission. Boardmaker® is a trademark of Tobii Dynavox

This unit comes with a storyboard.

Storyboards are great for ALL students to assist with participation and engagement in group discussions.

Tips on how to use in the unit!!



Cut and paste symbols below into circle map about sea horses.

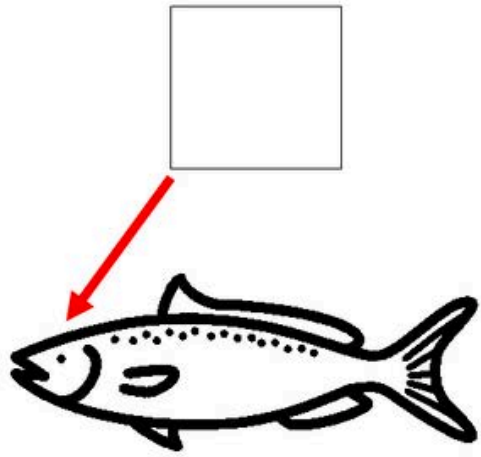
 look like horse	 hide by changing colors	 ocean	 baby shrimp
 eggs	 crab	 alone	 grab with tail
 eggs in pouch	 dad keeps eggs	 45 days to hatch	 stay in small area

errorless option

Cut and paste symbols below into circle map **ONLY IF** they are true about sea horses.

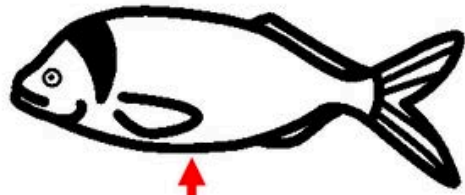
 look like horse	 hide by changing colors	 ocean	 baby shrimp
 eggs	 feathers	 alone	 grab with tail
 eggs in pouch	 dad keeps eggs	 45 days to hatch	 stay in small area
 desert	 crab	 lunch meat	 markers

There is a circle map showing things about seahorses. There is an option with only correct answers and one with wrong answers mixed in.

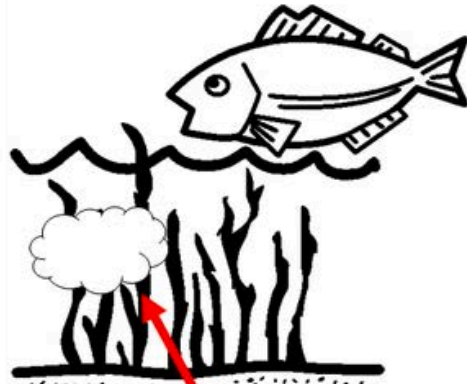


They are on Mr. Kurtus's head.

ChristaJoy, Special Needs for Special Kids




They are on Mr. Pipe's belly.



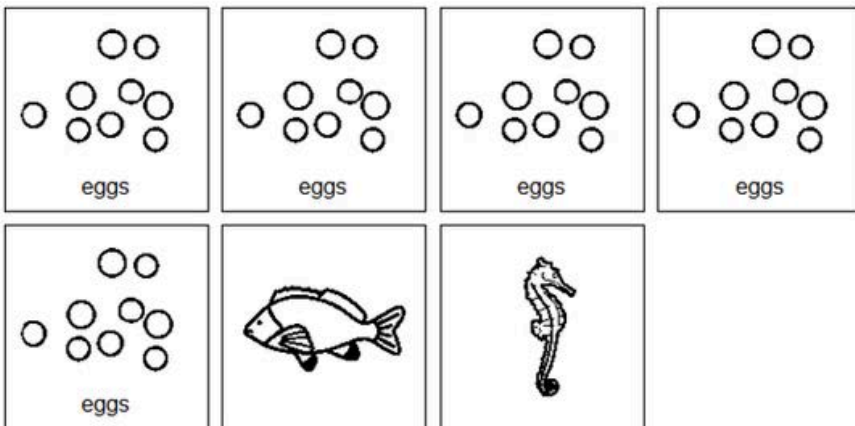
Mr. Stickleback put them in a nest.

ChristaJoy, Special Needs for Special Kids




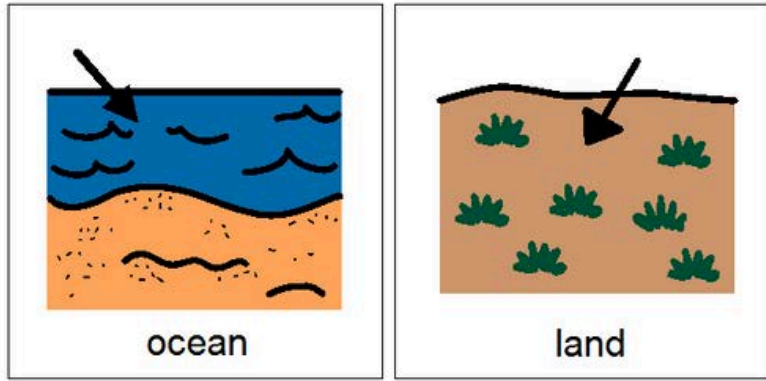
They are in Mr. Tilapia's mouth.

Cut pictures apart and place in correct location on previous pages.






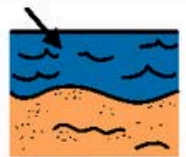



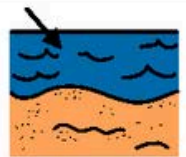

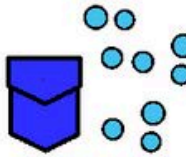




There is a booklet for students to show where the eggs where in the story.

Cut out the sorting labels below and mount on 2 pieces of construction paper or a piece of construction paper that has been divided into 2 columns.



There is a sorting activity looking at animals that live on land or in the ocean.

<p>Title </p>	<p>Author </p>	<p>Situation </p>	<p>Other characters </p>
<p>Main character </p>	<p>Set </p>	<p> Mister Seahorse</p>	<p>Did you like the story? yes / no ?</p>

 ocean	 fish	Mister Seahorse
 keeping eggs in pouch	by Eric Carle	 eggs hatched
 no	 yes	 Mister Seahorse



comprehension check

There are 2 worksheets where students will fill in answers about the story.

Seahorses get their name because their head looks like a small horse.



They have long curved necks and long noses.

©ChristaJoy, SNSK

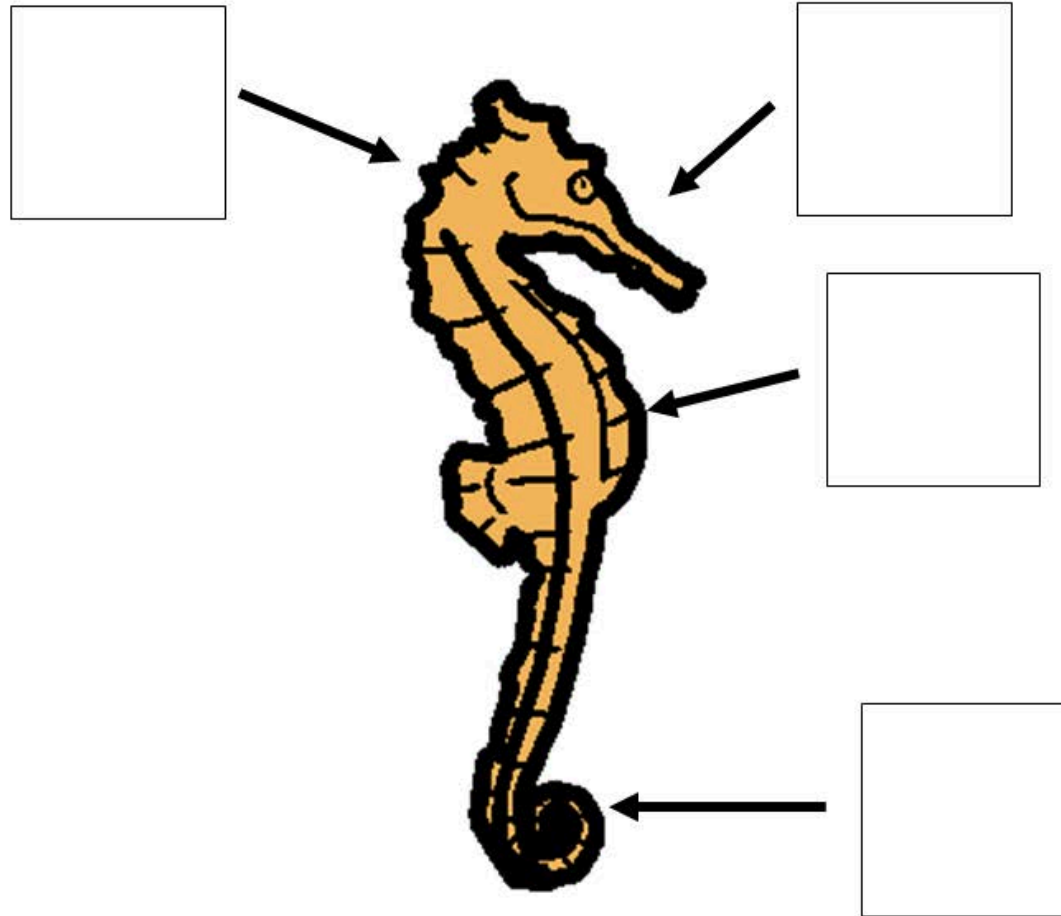
Unlike most fish, seahorses swim standing straight up and down.



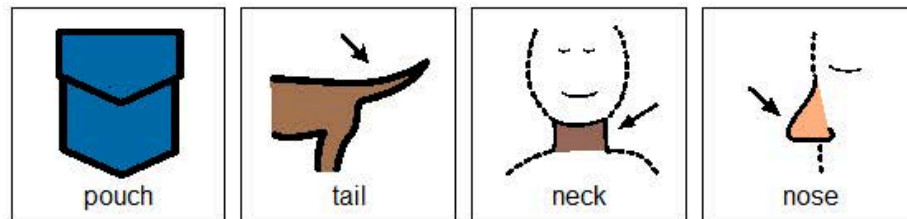
©ChristaJoy, SNSK

There is a 13 page story (PowerPoint) all about seahorses.

Label parts of the seahorse



Students will then label a seahorse.



Responsible means that I remember to bring the things I need to school.





©Christa

So, being responsible means doing the best you can.



©Christa Joy, SNSK

There is an 18-page social story on Being Responsible. This comes in a PowerPoint format in an editable format so you can make it more appropriate it for your students.




There is a sorting activity that goes with the social story.

Watch the movie
on Mister
Seahorse

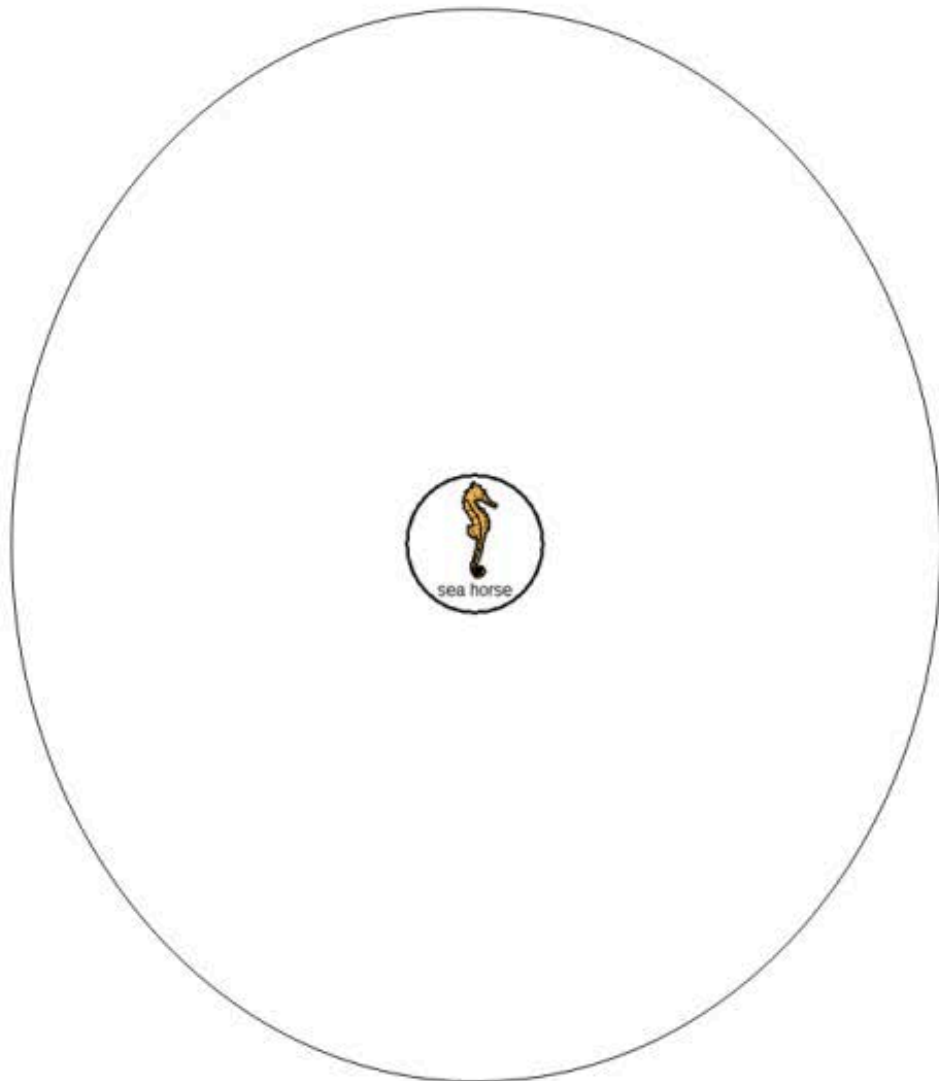






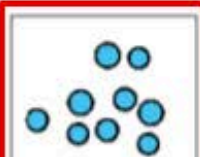







There is a video of the
book read aloud. This is
a video from YouTube.



make great independent learning centers

Place the pictures in the circle map about seahorses.

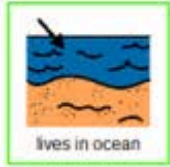


 look like horse	 hide by changing colors	 ocean	 baby shrimp
 eggs	 crab	 alone	 grab w
 eggs in pouch	 dad keeps eggs	 45 days to hatch	 stay in small area











Christa Joy, Special Needs for Special Kids The Picture Communication Symbols ©1981-2018 by Tobii Dynavox. All Rights Reserved Worldwide. Used with permission. Boardmaker® is a trademark of Tobii Dynavox

There are digital versions of the activities included. Students click and drag the answers.

perfect for every learning level



Sort the following pictures into those animals that live in the ocean and those that do not.

 crab	 cat	 seal	 elephant	 sea turtle
 shark	 octopus	 pig	 monkey	 clam
 rhinoceros	 hippo	 swordfish	 clownfish	 sea horse
 killer whale	 horse	 bear	 walrus	 cow
 sheep	 lion	 whale	 tiger	

ChristaJoy, Special Needs for Special Kids
The Picture Communication Symbols ©1981-2020 by Tobii Dynavox. All Rights Reserved Worldwide. Used with permission. Boardmaker® is a trademark of Tobii Dynavox

There are 2 sets, one that includes differentiation shown here.

This resource comes in a zipped folder. You will need to unzip the folder to access all the contents which include:

- Activities in color
- Activities in black and white
- Links and directions to digital activities
- PowerPoint version of social story
- PowerPoint on Seahorses