



**Midnight on the Moon
Magic Tree House #8**

11 activities

15 questions





These novel units are something I created and started using in my classroom. I had students with significant challenges and most were **non-readers** (like my little guy). They were the best thing I ever did, and my students LOVED them.

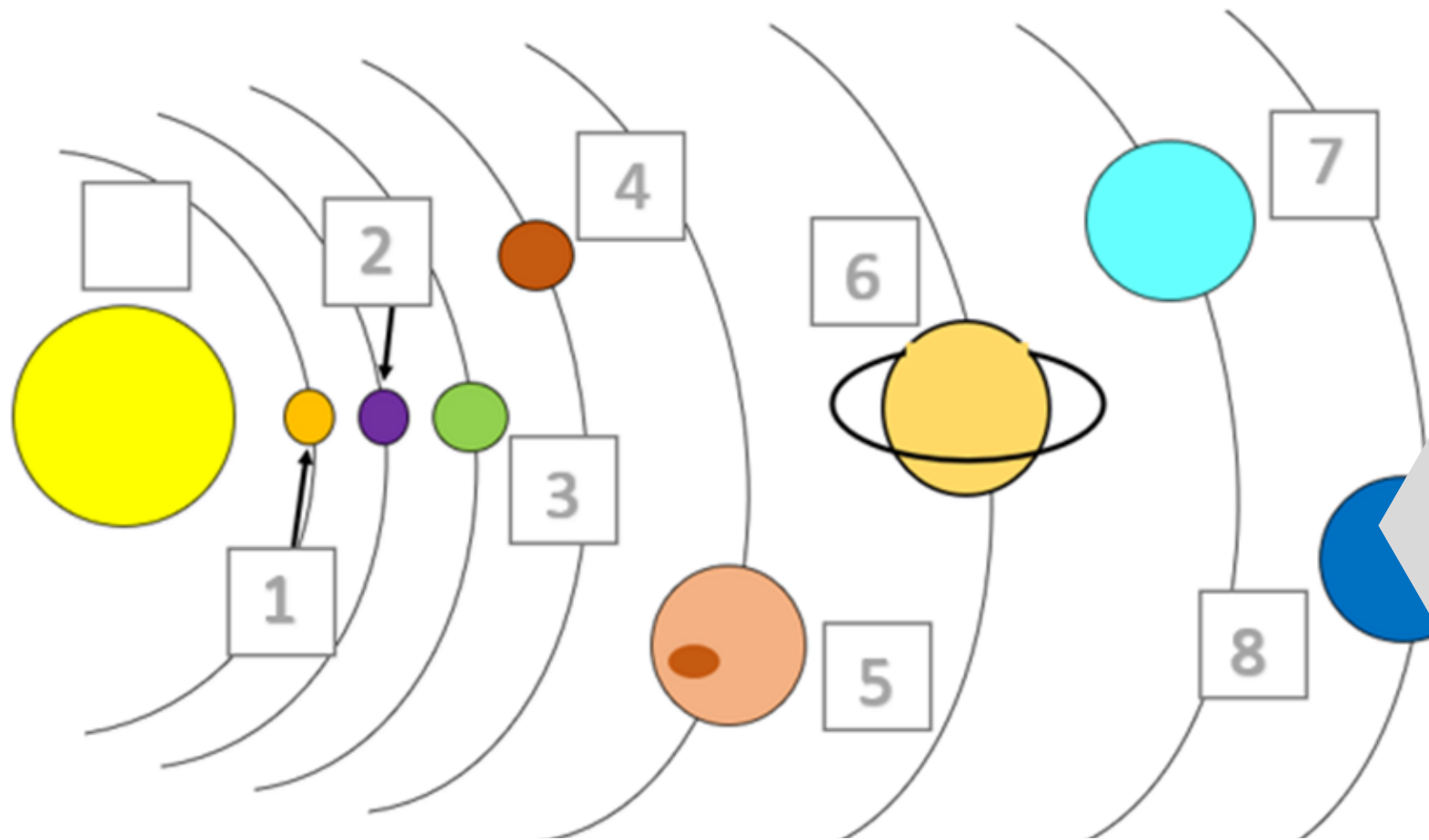
Table of Contents

Worksheet pages	Title	Chapter
4-5	Suggestions for use	
6	Story board	
7	Title and Author	
8-9	Things you do at day vs night	1
10-12	Things that are white	2
13-14	Tools people use	
15-17	Moon circle map	
18-20	Going a trip in space writing prompt	5
21-22	Circle things that are over	6
23	Sequence saying hello	7
24-26	Creating a Constellation	8
27	The 4 things	9
28-29	Labeling the planets	10
30-31	My trip in the magic treehouse	10
32	Other Novel Units available	
33-34	Terms of Use	

This novel unit has **11 different activities**.

There is an activity for each chapter that is NOT comprehension based. So, even if your students do not pay attention, they can still complete the activity.

Label the planets



For example, Jack and Annie end up on the moon in this book.

So, I have an activity (fully differentiated) that gives students a chance to label the planets in the solar system.

Suggestions for Use


- I made this unit to go along with the book, *Midnight on the Moon* by Mary Pope Osborne.
- The thought is that you would be reading it aloud to your class at a rate of about 1 chapter per day.
- Be sure to give each student their own copy of the story board (pg. 6) to use while reading and discussing the story.
- Benefits of reading out loud, even to classes made up of severely affected students:
 - Teaches students to sit quietly even when there isn't something for them to do. This is such an important life skill. We all have to spend time sitting and listening to someone we are not that interested in at some point.
 - Parents will LOVE you. Not only will they be excited their child is being exposed to age appropriate material, but you are teaching them how to sit quietly, which will hopefully transfer to home as well.
 - Even with your lowest level learners, you will have 1 or 2 that will truly enjoy the story.
 - It can be a calming experience to sit and listen to the teacher read in a methodical way.

Suggestions on how I found this activity worked best in my classroom are provided. I typically had 6-8 students in grades K-5 with one adult assistant in the room with me.

Color version

Midnight on the Moon Magic Tree House #8 for Special Education

By
Christa Joy
Special Needs for Special Kids



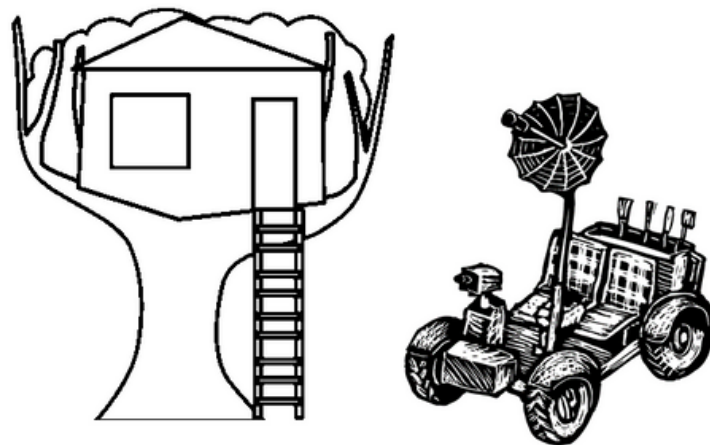
Christa Joy, Special Needs for Special Kids
The Picture Communication Symbols ©1981-2019 by Tobii Dynavox. All Rights Reserved
Worldwide. Used with permission. Boardmaker® is a trademark of Tobii Dynavox

2

BW ver

Midnight on the Moon Magic Tree House #8 for Special Education

By
Christa Joy
Special Needs for Special Kids



*This entire novel unit
comes in 2 separate files.
One is completely in color
and one is completely in
black and white.*

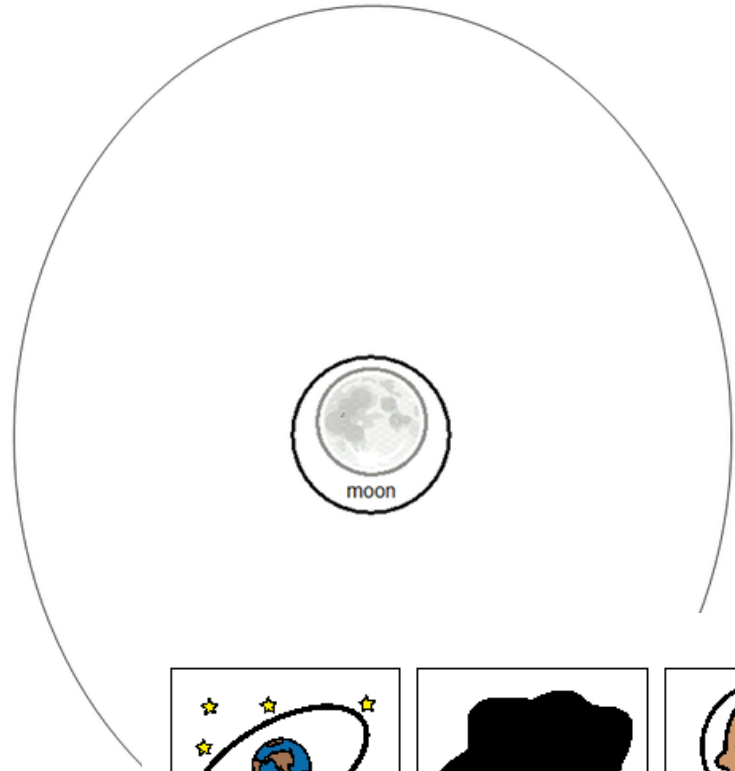
This unit comes with a vocabulary board.

Vocabulary boards are great for ALL students to assist with participation and engagement in group discussions.

Tips on how to use in the unit!!



What are some things you might find on the moon?



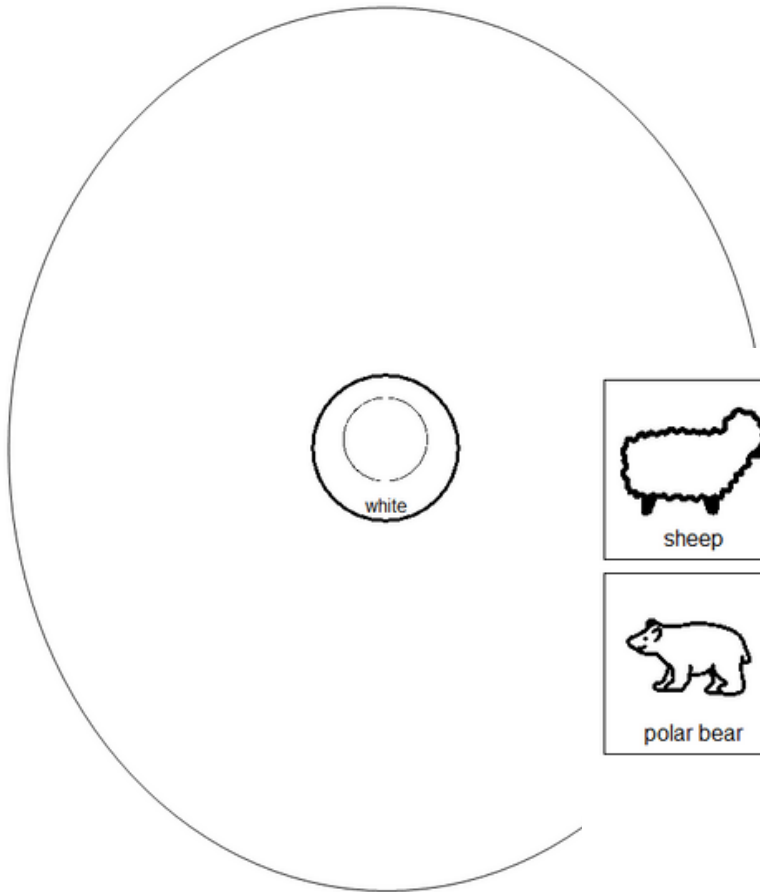
Chapter 4

There are circle maps in this unit.

Circle maps are a great way for students to see the big idea.



Jack and Annie land on the moon bas which is all white.
What are some other things that are white?




Chapter 2

Each circle map comes with 2 choices:

An errorless option with only correct answers

An option that has wrong answers mixed in



Sort the pictures on the next page depending on if they normally occur during the day or during the night.




Chapter 1

There are sorting activities.

Sort the following into the correct column on the previous page. If you think it could be both day and night, then put it on the middle line.

get ready for school	take a bath	get dressed	pajamas	dream
lunchtime	catch lightning bugs	recess	dessert	brush teeth
brush hair	wake up	read	watch TV	breakfast
dinner	play outside	make bed	moon	yawn

Directions on how to add color coding for differentiation is included.



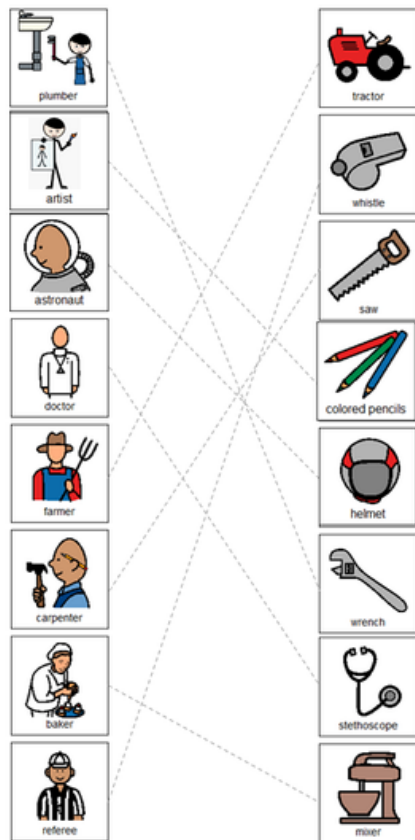
People use different tools to get different jobs done. Match the tool to the person who would typically use it.



Many of the activities are differentiated for you.

That way more students can participate independently along with their peers.

People use different tools to get different jobs done. Match the tool to the person who would typically use it.



tracing lines added

My trip in the magic treehouse



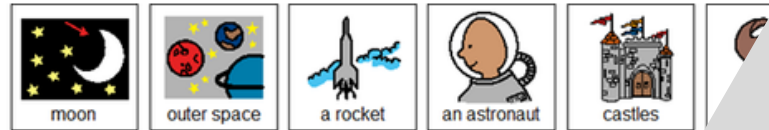
I looked in a book about and make a wish.

When I opened my eyes I saw .

I went down the ladder to check out the .

I took a with me.

When it was time to go back home, I felt .



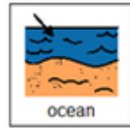
All of the Magic Treehouse units end with a writing prompt. These are errorless activities. Students will write a story about their trip in the treehouse. Different pictures are used for each novel.



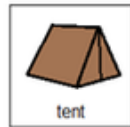
1. When do Jack and Annie leave home for the tree house?



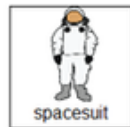
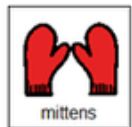
2. Where do Jack and Annie end up on this adventure?



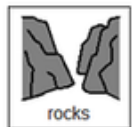
3. What do Jack and Annie land inside of?



4. What do Jack and Annie put on before exploring the moon?



5. There is no what on the moon?



Chapter references for each question

Question	Chapter
1	1
2	2
3	2
4	3
5	4
6	4
7	4
8	5
9	6
10	7
11	7
12	8
13	9
14	9
15	10

Finally this unit does come with 15 comprehension questions.

There is a guide that references which chapter each question came from.

Answer key included!!



I realize there will be some students out there unable to do cutting activities. I have a blog post with ways to complete activities without a pair of scissors!!

[Click Here to read more!!](#)