

Special Ed

MEMORIAL DAY



ALSO INCLUDES GOOGLE SLIDES




This unit was created with this guy in mind. He has autism and an intellectual disability. He is a non-reader, and loves the sound of piano keys. With some support he is able to do this unit, and enjoys the challenge. He is my tester!!

Memorial Day Unit

By
Christa Joy
Special Needs for Special Kids

Updated annually



MAY 2024							
Sun	Mon	Tue	Wed	Thu	Fri	Sat	
28	29	30	1	2	3	4	
5	6	7	8	9	10	11	
12	13	14	15	16	17	18	
19	20	21	22	23	24	25	
26	27	28	29	30	31	1	

Christa Joy, Special Needs for Special Kids
The Picture Communication Symbols ©1981-2019 by Tobii Dynavox. All Rights Reserved
Worldwide. Used with permission. Boardmaker® is a trademark of Tobii Dynavox

Table of Contents

Pages	Activity
4-5	Vocabulary board
6-9	Circle map
10-11	Calendar activity
12-23	Student booklet
24-25	Memorial day cloze activity
26-27	Terms of Use

Also included in this resource as separate files:

- Links and directions to digital activities
- PowerPoint (**this is the book in the lesson plan**)
- Voice recorded PowerPoint
- Activities in black and white

At the end of April, I will be updating this unit every year. You can go to My Purchases in TPT to re-download the new version or email me at specialneedsforspecialkids@gmail.com and I will send it to you!!

Christa Joy, Special Needs for Special Kids
The Picture Communication Symbols ©1981-2019 by Tobii Dynavox. All Rights Reserved
Worldwide. Used with permission. Boardmaker® is a trademark of Tobii Dynavox

This unit contains activities in print and digital formats. It is updated annually.

It comes in two separate files, one in color and one in black and white.

What can you do to celebrate Memorial Day?



There is a 20 page book about the history and how we celebrate Memorial Day.

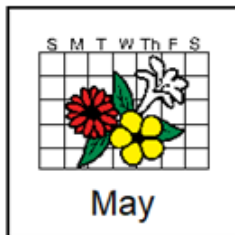
It comes in a Powerpoint version, recorded PowerPoint show, movie (mp4) file, and google slides.

You can attend or participate in a parade.

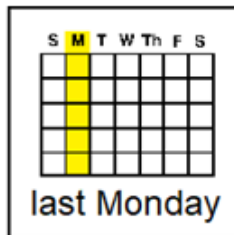




Memorial Day



May



last Monday



United States



soldier



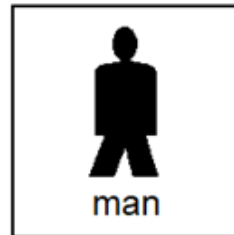
military



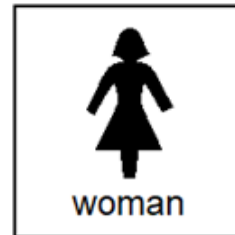
have died




war




man



woman



brave



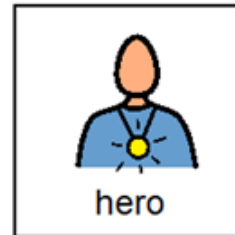
strong



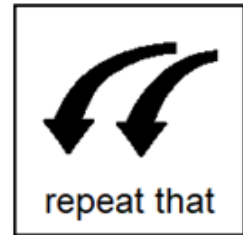
keep us safe




remember




hero



repeat that



I like that



I don't like that



I don't know



need a break


This unit comes with a vocabulary board.

Vocabulary boards are great for ALL students to assist with participation and engagement in group discussions.

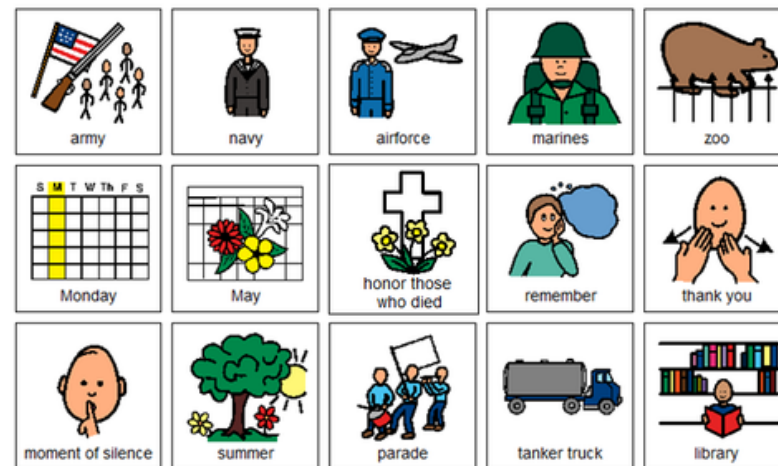
Tips on how to use in the unit!!



Errorless option
Cut and paste symbols below into circle map.



Cut and paste symbols below into circle map **ONLY IF** they relate to Memorial Day.



There is a circle map to review the main facts covered in the book.

Circle maps are a great way for students to see the concept at a glance. There are 2 versions:

- One is errorless
- One has wrong answers mixed in students will have to set aside


Memorial Day


MAY 2024

Sun	Mon	Tue	Wed	Thu	Fri	Sat
28	29	30	1	2	3	4
5	6	7	8	9	10	
12	13	14	15	16	17	18
19	20	21	22	23	24	25
26	27	28	29	30	31	1

Christa Joy, Special Needs for Special Kids


Students will cut out a picture of the flag and place it on the correct location on the calendar. This is updated each year.





We remember soldiers who served in the navy.



4




We remember soldiers who served in the air force.

5

Pages 4-7




Christa Joy, Special Needs for Special Kids
The Picture Communication Symbols ©1981-2019 by Tobii Dynavox. All Rights Reserved.
Worldwide. Used with permission. Boardmaker® is a trademark of Tobii Dynavox.



We remember soldiers who served in the marines.


6




Memorial Day is the unofficial start of summer.

7

There is a booklet for students to complete and take home reviewing what they have learned about Memorial Day. Students cut out pictures and place them on the correct pages.





Memorial Day



Memorial Day celebrated the last Monday in

Memorial Day is seen as the start of

We remember soldiers that on Memorial Day.

Originally, Memorial Day was to remember soldier who

died in the

People observe a moment of at 3:00 pm.

Christa Joy, Special Needs for Special Kids
The Picture Communication Symbols ©1981–2019 by Tobii Dynavox. All Rights Reserved
Worldwide. Used with permission. Boardmaker® is a trademark of Tobii Dynavox

Picture symbols to finish sentences on previous page




Civil War




silence



summer




May



died

Students will complete a fill-in-the-blank activity that serves as the assessment for this unit.



Watch
the
movie

Memorial Day began as a way to remember those soldiers who died in the Civil War.




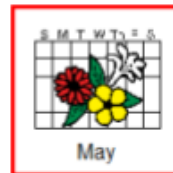
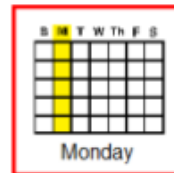
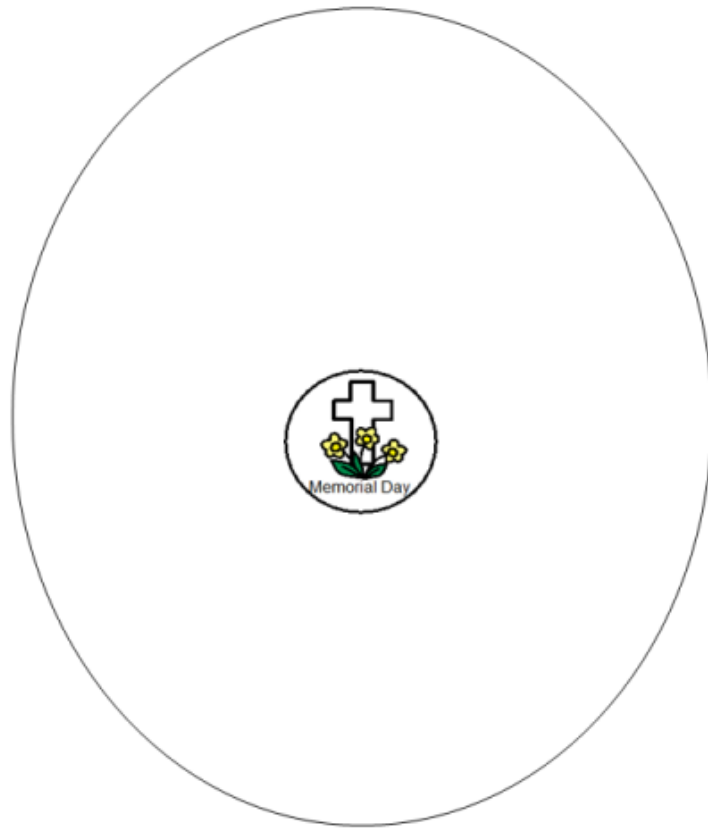
Christa Joy, Special Needs for Special Kids
▶ 🔊 1:19 / 3:00

This unit also includes digital versions of the activities.

Students can watch a movie book version of the book rather than print it out.



Place the following pictures in the circle map to show what Memorial Day is about.



Each activity is set up so students can click and drag answers. No typing is required.



1. Memorial Day is always the Monday in May.


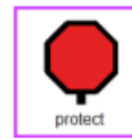
2. We honor soldiers who have .

3. Originally, Memorial Day honored soldiers who died in the .

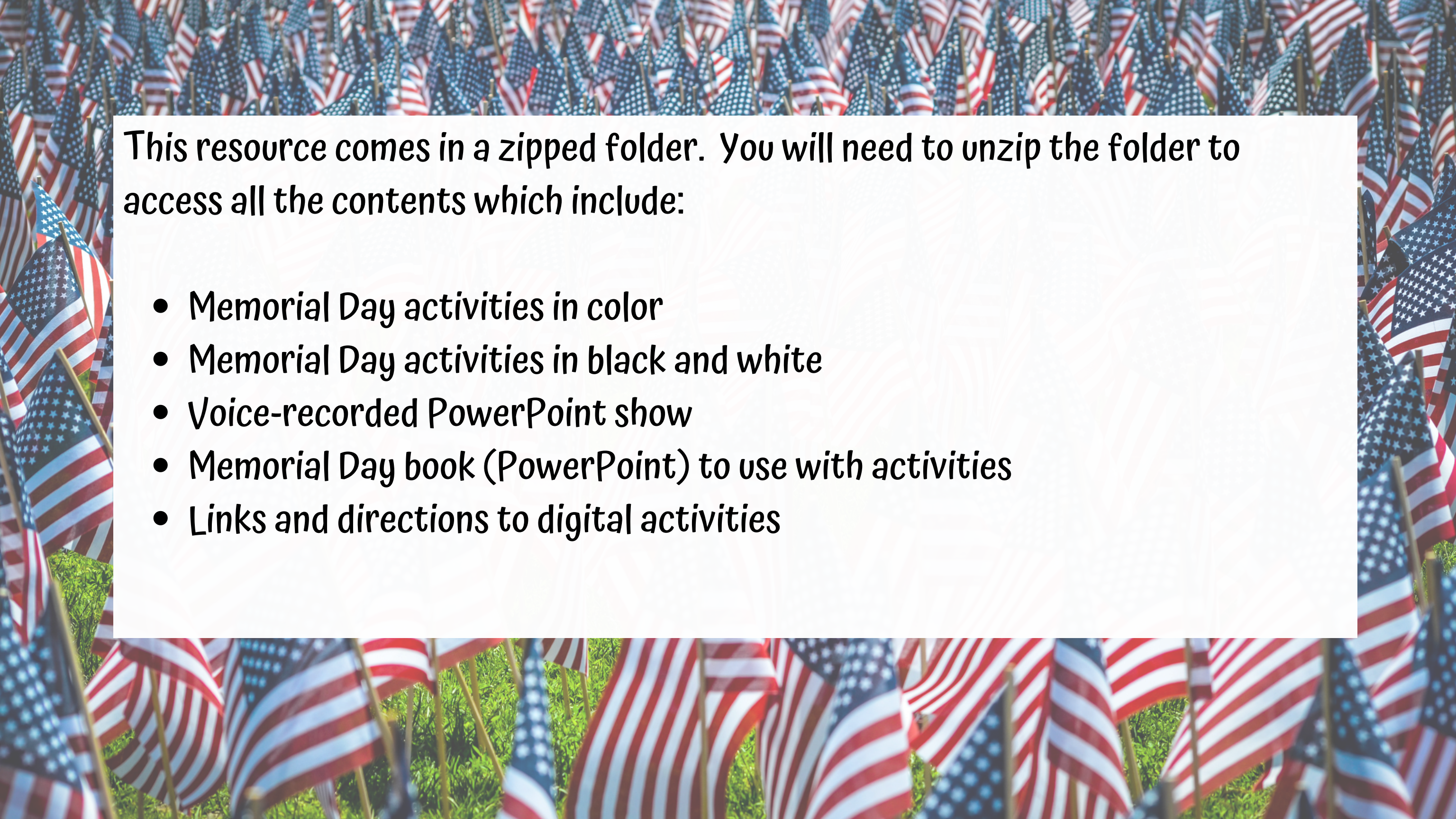
4. In 1967, it was changed to remember soldiers from all wars who died.

5. Soldiers help to the country and keep us safe.

Use the following pictures to complete the facts about Memorial Day.



The second set of slides uses color for differentiation and extra support for students who may need it. Mix and match slides from both sets to make the perfect set for each student.



This resource comes in a zipped folder. You will need to unzip the folder to access all the contents which include:

- ***Memorial Day activities in color***
- ***Memorial Day activities in black and white***
- ***Voice-recorded PowerPoint show***
- ***Memorial Day book (PowerPoint) to use with activities***
- ***Links and directions to digital activities***