

Special Ed

MEMORIAL DAY



ALSO INCLUDES GOOGLE SLIDES



For students who:


- *are emerging or non-readers*
- *take alternate assessments*
- *are in special education*
- *short-attention span*
- *lack pre-requisite skills*
- *benefit from the use of pictures for support*

Color version

Memorial Day Unit

By
Christa Joy
Special Needs for Special Kids

Updated annually



MAY 2024						
Sun	Mon	Tue	Wed	Thu	Fri	Sat
28	29	30	1	2	3	4
5	6	7	8	9	10	11
12	13	14	15	16	17	18
19	20	21	22	23	24	25
26	27	28	29	30	31	

Christa Joy, Special Needs for Special Kids
The Picture Communication Symbols ©1981-2019 by Tobii Dynavox. All Rights Reserved
Worldwide. Used with permission. Boardmaker® is a trademark of Tobii Dynavox

Table of Contents

Pages	Activity
4-5	Vocabulary board
6-9	Circle map
10-11	Calendar activity
12-23	Student booklet
24-26	Poppy craft
27-29	Word search
30-31	Memorial day cloze activity
32-33	Terms of Use

Also included in this resource as separate files:

- Links and directions to digital activities
- PowerPoint (**this is the book in the lesson plan**)
- Voice recorded PowerPoint
- Activities in black and white

At the end of April, I will be updating this unit every year. You can go to My Purchases in TPT to re-download the new version or email me at specialneedsforspecialkids@gmail.com and I will send it to you!!

Christa Joy, Special Needs for Special Kids
The Picture Communication Symbols ©1981-2019 by Tobii Dynavox. All Rights Reserved
Worldwide. Used with permission. Boardmaker® is a trademark of Tobii Dynavox

This unit contains activities in print and digital formats. It is updated annually.

It comes in two separate files, one in color and one in black and white.

What can you do to celebrate Memorial Day?



There is a 20-page book about the history of how we celebrate Memorial Day.

You can attend or participate in a parade.



It comes in a PowerPoint version, a recorded PowerPoint show, a movie (mp4) file, and Google Slides.



This unit comes with a vocabulary board.

Vocabulary boards are great for ALL students to assist with participation and engagement in group discussions.


Tips on how to use in the unit!!

ChristaJoy, Special Needs for Special Kids
 The Picture Communication Symbols ©1981–2019 by Tobii Dynavox. All Rights Reserved
 Worldwide. Used with permission. Boardmaker® is a trademark of Tobii Dynavox.



Christa Joy, Special Needs for Special Kids
The Picture Communication Symbols ©1981-2019 by Tobii Dynavox. All Rights Reserved.
Worldwide. Used with permission. Boardmaker® is a trademark of Tobii Dynavox.

Errorless option
Cut and paste symbols below into circle map.



Cut and paste symbols below into circle map **ONLY IF** they relate to Memorial Day.



There is a circle map to review the main facts covered in the book.

Circle maps are a great way for students to see the concept at a glance. There are 2 versions:

- One is errorless
- One has wrong answers mixed in, students will have to set aside


Memorial Day

MAY 2024

Sun	Mon	Tue	Wed	Thu	Fri	Sat
28	29	30	1	2	3	4
5	6	7	8	9	10	
12	13	14	15	16	17	
19	20	21	22	23	24	25
26	27	28	29	30	31	1


Christa Joy, Special Needs for Special Kids

Students will cut out a picture of the flag and place it in the correct location on the calendar, updated yearly.



We remember soldiers who served in the navy.


4




We remember soldiers who served in the air force.

5

Pages 4-7




Christa Joy, Special Needs for Special Kids
The Picture Communication Symbols ©1981-2019 by Tobii Dynavox. All Rights Reserved.
Worldwide. Used with permission. Boardmaker® is a trademark of Tobii Dynavox.



We remember soldiers who served in the marines.

6



Memorial Day is the unofficial start of summer.

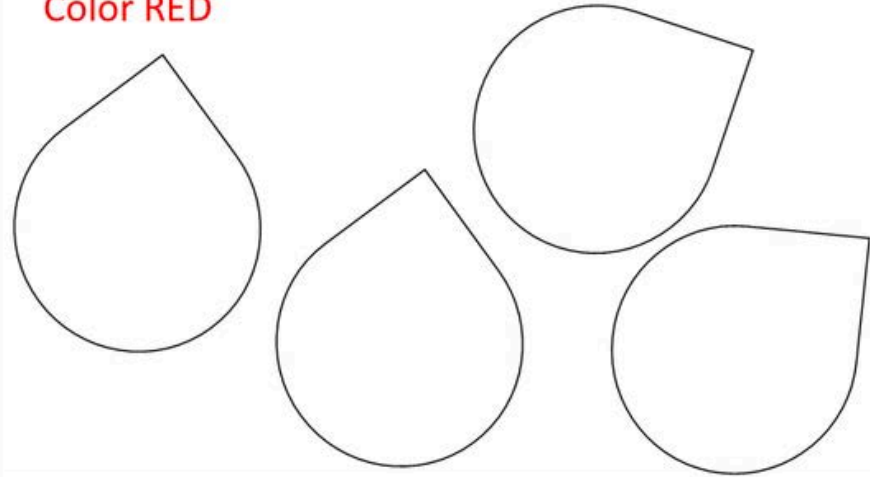
7

There is a booklet for students to complete and take home, reviewing what they have learned about Memorial Day. Students cut out pictures and place them on the correct pages.


Making poppies

1. Color in shapes according to color
2. Cut apart
3. Assemble into flower
4. Add pipe cleaner for stem

Color RED



Color BLACK



Color GREEN




Christa Joy, Special Needs for Special Kids
The Picture Communication Symbols ©1981-2019 by Tobii Dynavox. All Rights Reserved.
Worldwide. Used with permission. Boardmaker® is a trademark of Tobii Dynavox

2



There is a simple poppy craft students can complete.

The history of the poppy is included in the teacher's directions for sharing with the class.



Christa Joy, Special Needs for Special Kids
The Picture Communication Symbols ©1981-2019 by Tobii Dynavox. All Rights Reserved.
Worldwide. Used with permission. Boardmaker® is a trademark of Tobii Dynavox

3

Memorial Day Word Search

- Students will find 16 hidden words.
- There are no:
 - Diagonal words
 - Words spelled backwards
- To differentiate:
 - For students who cannot easily complete a wordsearch, here are some options:
 1. Highlight the circle words on the answer key.
 2. You (teacher) colors in the words in the chart on the bottom and students color in the circle words on the answer key the same color.
 3. Students color in the circled word and word in chart the same color on the answer key.

ChristaJoy, SNSK

Memorial Day

C L G V M I L I T A R Y P P X
 O D K S S O L D I E R S R I F
 E T B W E G J N J C N G O P C
 O L O A R B L J Q H H R T O K
 X S Z X C M A R I N E S E P H
 D E S E R V E I J N R F C P R
 C O A S T G U A R D O X T Y E
 A Q X A L J W W W T I Z I Y S
 C N A V Y X G K C U U J B U E
 M L G B O V R O Y D N V X F R
 T A U O B M O N D A Y G Z N V

Memorial Day

C L G V M I L I T A R Y P P X
 O D K S S O L D I E R S R I F
 E T B W E G J N J C N G O P C
 O L O A R B L J Q H H R T O K
 X S Z X C M A R I N E S E P H
 D E S E R V E I J N R F C P R
 C O A S T G U A R D O X T Y E
 A Q X A L J W W W T I Z I Y S
 C N A V Y X G K C U U J B U E
 M L G B O V R O Y D N V X F R
 T A U O B M O N D A Y G Z N V
 W F H G A I R F O R C E V Y E
 J J H O N O R M Z N A R M Y S
 P M E M O R I A L D A Y C O R
 Q V J S M A Y K A G X Q B G U

hero	airforce	military	poppy
May	marines	navy	army
reserves	honor	coast guard	Memorial Day
soldier	protect	Monday	serve

©ChristaJoy, SNSK

There is a word search.

If your students cannot do a word search, don't worry!

I have included ways for all students to participate.



Memorial Day



Memorial Day celebrated the last Monday in

Memorial Day is seen as the start of

We remember soldiers that on Memorial Day.

Originally, Memorial Day was to remember soldier who died in the

People observe a moment of at 3:00 pm.

Christa Joy, Special Needs for Special Kids
The Picture Communication Symbols ©1981-2019 by Tobii Dynavox. All Rights Reserved
Worldwide. Used with permission. Boardmaker® is a trademark of Tobii Dynavox

Picture symbols to finish sentences on previous page



Civil War



silence



summer



May



died

Students will complete a fill-in-the-blank activity that serves as the assessment for this unit.

Watch
the
movie

Memorial Day began as a way to remember those soldiers who died in the Civil War.




This unit also includes digital versions of the activities.

Students can watch a movie book version of the book rather than print it out.



Place the following pictures in the circle map to show what Memorial Day is about.



 army	 navy	 air force	 marines
 Monday	 May	 honor those who died	
 thank you	 parade	 3:00 moment of silence	

Each activity is set up so students can click and drag answers. No typing is required.



1. Memorial Day is always the Monday in May.


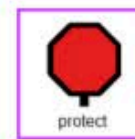
2. We honor soldiers who have .

3. Originally, Memorial Day honored soldiers who died in the .

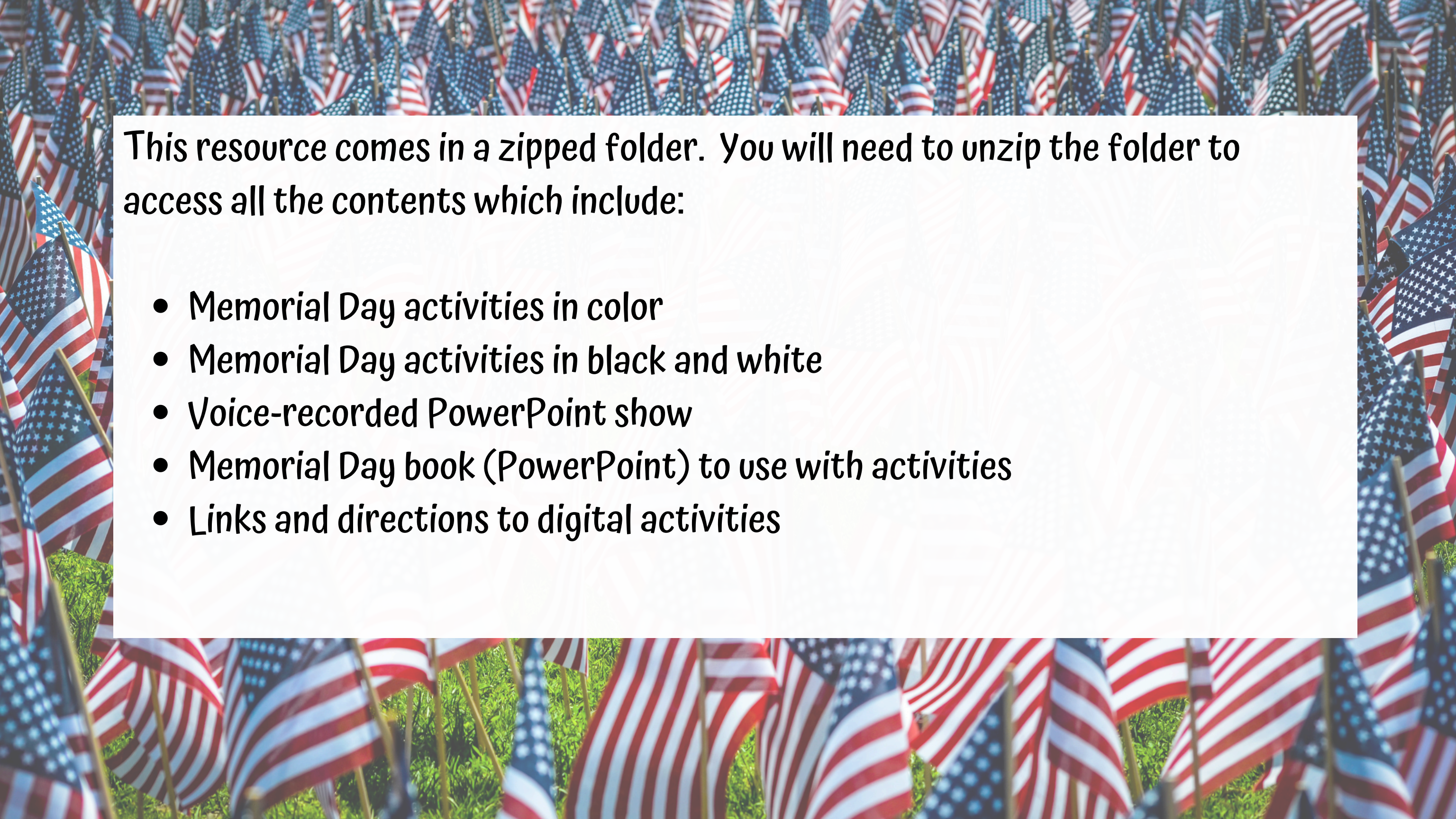
4. In 1967, it was changed to remember soldiers from all wars who died.

5. Soldiers help to the country and keep us safe.

Use the following pictures to complete the facts about Memorial Day.



The second set of slides uses color for differentiation and extra support for students who may need it. Mix and match slides from both sets to make the perfect set for each student.



This resource comes in a zipped folder. You will need to unzip the folder to access all the contents which include:

- ***Memorial Day activities in color***
- ***Memorial Day activities in black and white***
- ***Voice-recorded PowerPoint show***
- ***Memorial Day book (PowerPoint) to use with activities***
- ***Links and directions to digital activities***