

# MAGIC TREEHOUSE BOOKS 1-25



# SPECIAL EDUCATION





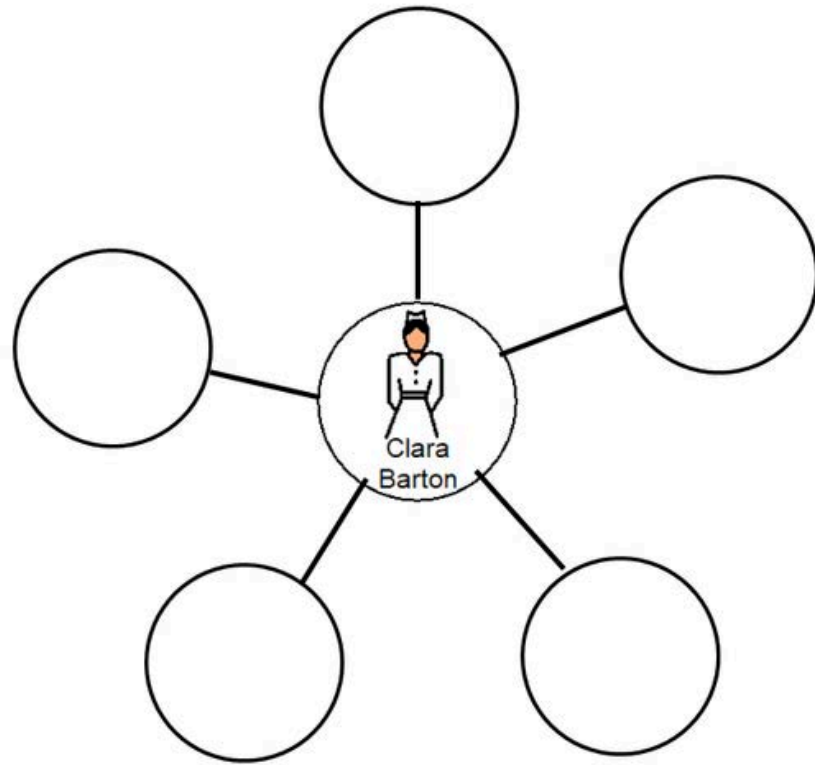
These literacy units are something I created and started using in my classroom. I had students with significant challenges and most were **non-readers** .They were the best thing I ever did, and my students LOVED them.



1. Dinosaurs Before Dark
2. The Knight at Dawn
3. Mummies in the Morning
4. Pirates Past Noon
5. Night of the Ninjas
6. Afternoon on the Amazon
7. Sunset of the Sabertooth
8. Midnight on the Moon
9. Dolphins at Daybreak
10. Ghost Town at Sundown
11. Lions at Lunchtime
12. Polar Bears Past Bedtime
13. Vacation Under the Volcano
14. Day of the Dragon King
15. Viking Ships at Sunrise
16. Hour of the Olympics
17. Tonight on the Titanic
18. Buffalo Before Breakfast
19. Tigers at Twilight
20. Dingoes at Dinnertime
21. Civil War on Sunday
22. Revolutionary War on Wednesday
23. Twister on Tuesday
24. Earthquake in the Early Morning
25. Stage Fright on a Summer Night



What are some facts about Clara Barton?




CH 5

Christa Joy, Special Needs for Special Kids  
The Picture Communication Symbols ©1981-2018 by Tobii Dynavox. All Rights Reserved  
Worldwide. Used with permission. Boardmaker® is a trademark of Tobii Dynavox

17

What are some ways you could cross a river?



CH 9

Christa Joy, Special Needs for Special Kids  
The Picture Communication Symbols ©1981-2018 by Tobii Dynavox. All Rights Reserved  
Worldwide. Used with permission. Boardmaker® is a trademark of Tobii Dynavox




23

Each novel unit has **10 different activities**. There is an activity for each chapter that is NOT comprehension-based or errorless. So, even if your students do not pay attention, they can still complete the activity.





Story Board : to use while reading and for class discussions. Laminate and make 1 copy for each student.

 Jack	 Annie	 Peanut	 rainforest	 camouflage
 ants	 canoe	 river	 piranha	 crocodile
 monkey	 snake	 jaguar	 mango	 vampire bat
 repeat that	 I like that	 I don't like that	 I don't know	 I need a break

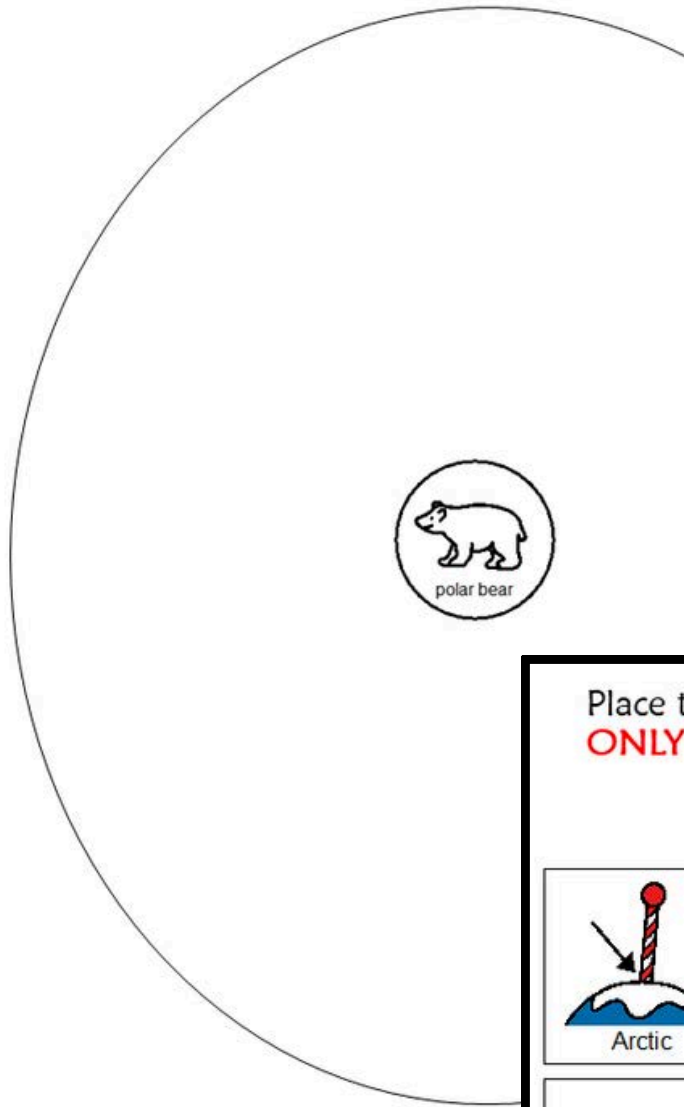
Each novel unit comes with a vocabulary board.

Vocabulary boards are great for ALL students to assist with participation and engagement in group discussions.

Tips on how to use in the unit!!



What are some facts about polar bears?



CH 6

ChristaJoy, Special Needs  
The Picture Communication Symbols ©1981-2018  
Worldwide. Used with permission. Boardmaker

Errorless version

Place the following in the circle map on previous page showing facts about polar bears.

 Arctic	 fur	 look white	 good swimmers	 eat fish and meat
 thick layer of fat	 cubs	 spend a lot of time in ocean	 large paw	 black skin

Place the following in the circle map on previous page **ONLY IF** they are facts about polar bears.

 Arctic	 feather	 look white	 desert	 eat fish and meat
 thick layer of fat	 cubs	 spend a lot of time in ocean	 large paw	 whistle
 sing	 fur	 climb	 good swimmers	 black skin

Circle maps are one type of activity to go with these units.

Circle maps are a great way for students to see the big idea.




The captain is trying to send a message to other ships that they are in trouble. What are some ways people can send a message?

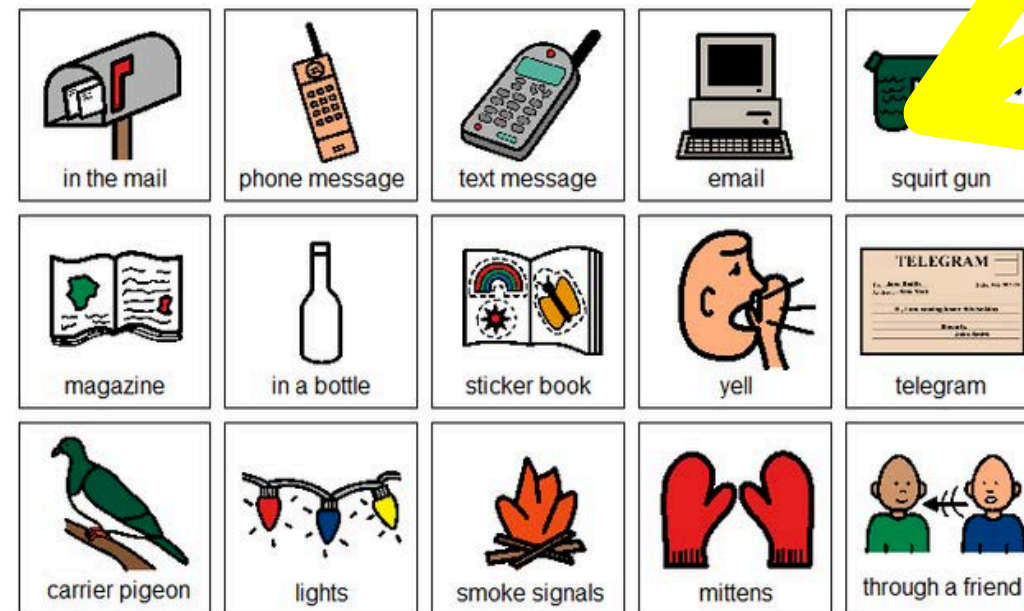


Errorless Option

Place the following in the circle map on the previous page, showing ways people can send a message.



Place the following in the circle map on the previous page **ONLY IF** they are ways to send a message.




Each circle map comes with 2 choices:

An errorless option with only correct answers

An option that has wrong answers mixed in students will need to set aside.



There are important things to remember in order to stay safe around the water. Sort the pictures on the next page into those that are and are not safe things to do around water.



Sort pictures into correct column on previous page. If you are not sure, place it on the middle line.


 life jacket	 swim alone	 yelling	 tell an adult where you are
 fighting	 don't listen to lifeguard	 lifeguard	 push people into water
 floaties	 eat a big meal just before swimming	 swim in clothes	 PLEASE SWIM BETWEEN THE FLAGS
 swimming class	 go too deep	 stay with a friend	 take breaks

Sorting activities are one type of activity that goes with the novel units.

Directions on how to add differentiation are included.



Look at the location of each object in relation to the treehouse. Using the compass, determine which one is in north, south, east and west.




NORTH  
N

EAST  
E

SOUTH  
S

WEST  
W



There are matching activities included.

Directions on how to add differentiation are included.



# My trip in the magic treehouse




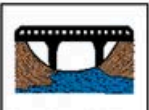


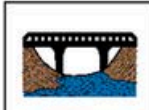


















I looked in a book about  and made a wish.

We landed in the middle of a .

I saw lots of  out the window.

I could hear  from the tree house.

When it was time to go back home, I felt .

 Shakespeare	 England	 the Globe Theater	 London Bridge	 Queen Elizabeth
 street	 bridge	 market place	 stage	 bear
 knights	 people	 stagecoaches	 wagons	 bears
 singing	 clapping	 cheering	 laughing	 yelling
 exhausted	 happy	 excited	 a little sad	 great

All of the Magic Tree House units end with a writing prompt. These are errorless activities. Students will write a story about their trip in the treehouse. Different pictures are used for each novel.





**Still have questions?**

**Reach out at [specialneedsforspecialkids@gmail.com](mailto:specialneedsforspecialkids@gmail.com)**

**I will answer your question personally and promptly.**

