

Special Ed

MAE AMONG THE STARS

BLACK HISTORY MONTH

Special Needs for Special Kids



ALSO INCLUDES GOOGLE SLIDES



These literacy units are something I created and started using in my classroom. I had students with significant challenges and most were **non-readers**. This is a great way to expose all students to some great books.

Black History Month:

Mae Among the Stars

Literacy Unit for Special Education

By

Christa Joy

Special Needs for Special Kids



Table of Contents


Worksheet pages	Title
4-5	Story Board
6-9	Circle map astronauts
10-11	Word map: Mae Jemison
12-14	Sorting: Possible vs impossible
15-17	Matching vehicle to person
18-20	Writing prompt: When I grow up
21-22	Terms of Use

In a separate files you will find:

- Activities in BW
- Link and directions for digital activities (including the book read aloud)

This unit has 30 pages plus 12 google slides. There are 5 activities to go with this book to last a full week of instruction.

The activities are in 2 separate files, one in color and one in black and white.




This unit comes with a storyboard.


Storyboards are great for ALL students to assist with participation and engagement in group discussions.

Tips on how to use in the unit!!


What are some things you know about astronauts?



Cut out pictures and glue in circle map on previous page showing things about an astronaut.




Cut out pictures and glue in circle map on previous page **ONLY IF** they are true about astronauts.

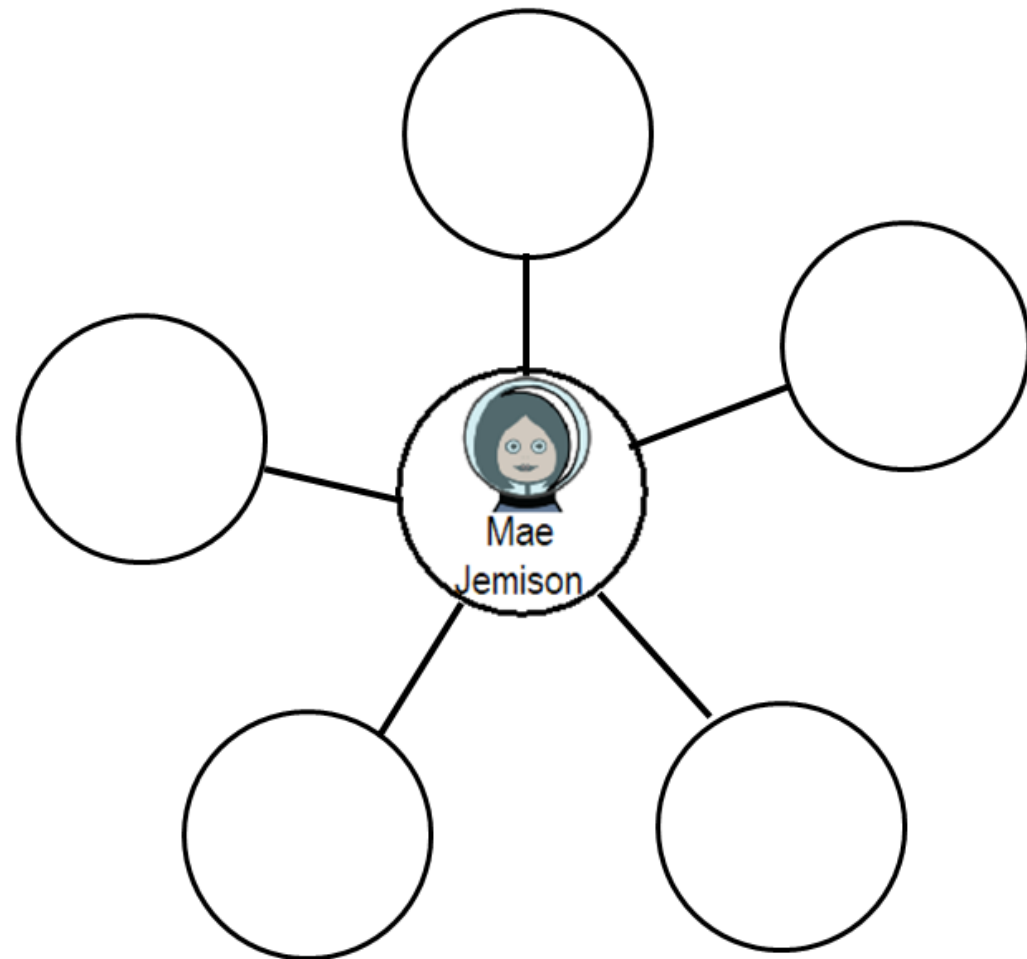


ChristaJoy, Special Nee
The Picture Communication Symbols ©1981-21
Worldwide. Used with permission. Boardm

There is a circle map in this unit. It looks at different things about astronauts. There is an option that only has correct answers and one that has wrong answers mixed in.

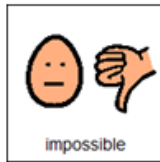



Who was Mae Jemison?




Students will complete a thinking map on some facts about Mae Jemison (the first African American astronaut in space). This is an errorless activity.

Something are likely to happen. They are possible.
Some things will never happen, they are impossible.











 <p>pigs flying</p>	 <p>win the lottery</p>	 <p>White Christmas</p>	 <p>talking dog</p>
 <p>bears hibernate</p>	 <p>money grows on a tree</p>	 <p>finding a unicorn</p>	 <p>Charlie finds a ticket</p>
 <p>visit a castle</p>	 <p>raining meatballs</p>	 <p>licking your elbow</p>	 <p>be a race car driver</p>









Students will sort things that are possible or impossible. A color-coded version is provided in the digital slides.




How do you think each person might travel from one place to another?

 astronaut	<input type="text"/>	 farmer	<input type="text"/>
 scuba diver	<input type="text"/>	 construction worker	<input type="text"/>
 pilot	<input type="text"/>	 kids	<input type="text"/>
 mountaineer	<input type="text"/>	 garbage man	<input type="text"/>

Match the vehicle with the person who would likely use it.

 trash truck	 big wheel	 jet	 tractor
 excavator	 jeep	 boat	 rocket

Students will match which vehicle each person would likely use.



My Future Job

When I am older, I think it would be great to be a

I think I would be good at it, because I am

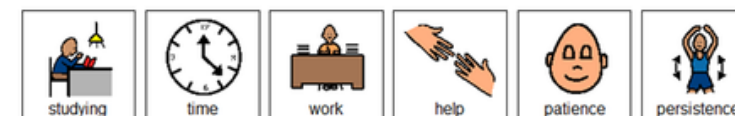
I like the idea of being able to

Of course, it will take a lot of do it.


to learn how to

And I may even change my mind. I just want to be

It is impossible for me to come up with all the possible choices for this question. Help students draw their own answer if not here.



Students will write a story about my future job. It will give them a chance to show their appreciation for all the important contributions Africans have made throughout history. This is an errorless activity.



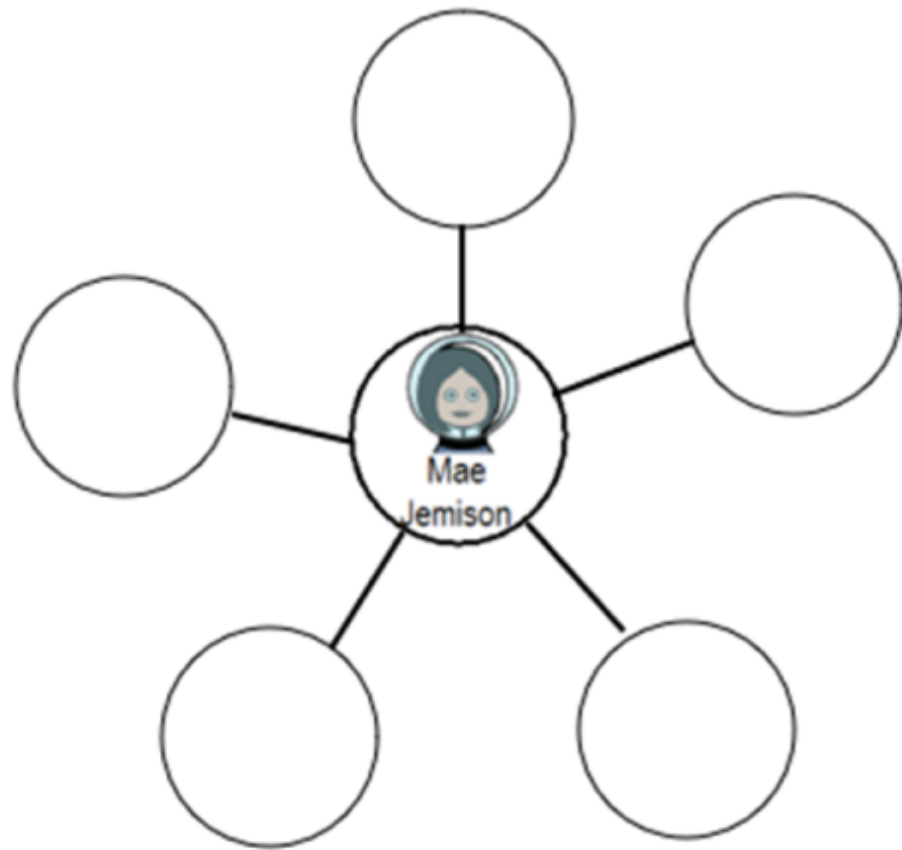
Listen to
Mae Among
the Stars
read aloud



*There is a video of the
book read aloud. This is
a video from YouTube.*



















What was Mae Jemison?











Place the pictures in the empty circles to show who Mae Jemison was.



There are digital versions of the activities included. Students click and drag the answers.

 astronaut		 farmer	
 scuba diver		 construction worker	
 pilot		 kids	
 mountaineer		 garbage man	

Match the vehicle each person would most likely use.

 trash truck	 big wheel	 jet
 tractor	 excavator	 boat
 boat	 rocket	

There are 2 sets, one that includes differentiation shown here.



I realize there will be some students out there unable to do cutting activities. I have a blog post with ways to complete activities without a pair of scissors!!

[Click Here to read more!!](#)