

Special Ed



LOVE

by Matt De La Pena

LITERACY UNIT



Special Needs for Special Kids

ALSO INCLUDES GOOGLE SLIDES



These literacy units are something I created and started using in my classroom. I had students with significant challenges and most were **non-readers**. This is a great way to expose all students to some great books.

Love Literacy Unit for Special Education

By
Christa Joy
Special Needs for Special Kids



Table of Contents

Worksheet pages	Title
4-5	Story Board
6-9	Circle map: places you find love
10-12	Word map: love
13-15	Sorting how love sounds or smells
16-17	Sorting how love tastes or feels
18-20	Writing prompt: Love...
21-22	Terms of Use

- Also included in this resource as separate files:
- Links and directions to digital activities
 - Activities in black and white


This unit has 5 activities (printable and digital) to go with this book to last a full week of instruction.

This unit comes in 2 separate files, one in color and one in black and white.

This unit comes with a storyboard.

Storyboards are great for ALL students to assist with participation and engagement in group discussions.

Tips on how to use in the unit!!



Where are some places you think you can find love?


Place the following in the circle map on the previous page showing some places you could find love.



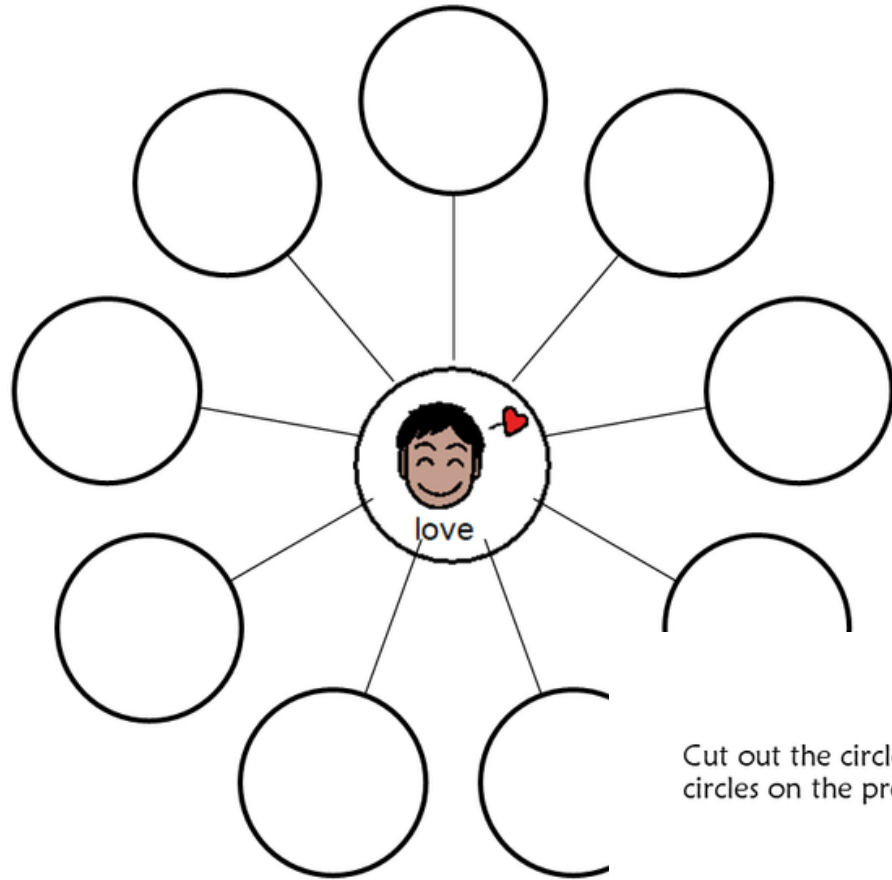
Place the following in the circle map on the previous page **ONLY IF** you think it would be a normal place to find love. Of course, I guess you can find love anywhere, so you may have more than one right answer for this activity!!



There is a circle map showing places you can find love. There is an option that only has correct answers and one that has wrong answers mixed in.




Fill in the circles with other words for LOVE.




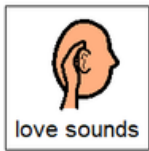
Cut out the circles below and place them in the empty circles on the previous page.

Christa Joy, Special Needs for Special Kids
The Picture Communication Symbols ©1981-2021 by Tobii Dynavox
Worldwide. Used with permission. Boardmaker® is a trademark.



There is a word map showing all the words you can use for love. This is an errorless activity.





love sounds




love smells

jingle bells	singing	roses	laughter
pie	fried chicken	music	peppermint
lemons	purring	cinnamon	fireworks
kids playing	cookies	campfire	train whistle

Christa Joy, Special Needs for Special Kids
The Picture Communication Symbols ©1981-2018 by Tobii Dynavox. All Rights Reserved
Worldwide. Used with permission. Boardmaker® is a trademark of Tobii Dynavox



love tastes




love feels

roller coaster	honey	a hug	a sundae
popsicles	a safe place	cotton candy	sunny day
heater	lollipop	cozy sweater	chocolates
candy hearts	floating	birthday cake	celebration

Christa Joy, Special Needs for Special Kids
The Picture Communication Symbols ©1981-2018 by Tobii Dynavox. All Rights Reserved
Worldwide. Used with permission. Boardmaker® is a trademark of Tobii Dynavox

There are 2 sorting activities looking at how love sounds, smells, tastes, and feels. There are suggestions for differentiation included.



Love...

Love sounds like



Love smells like

Love looks like

Love tastes like


Love feels like



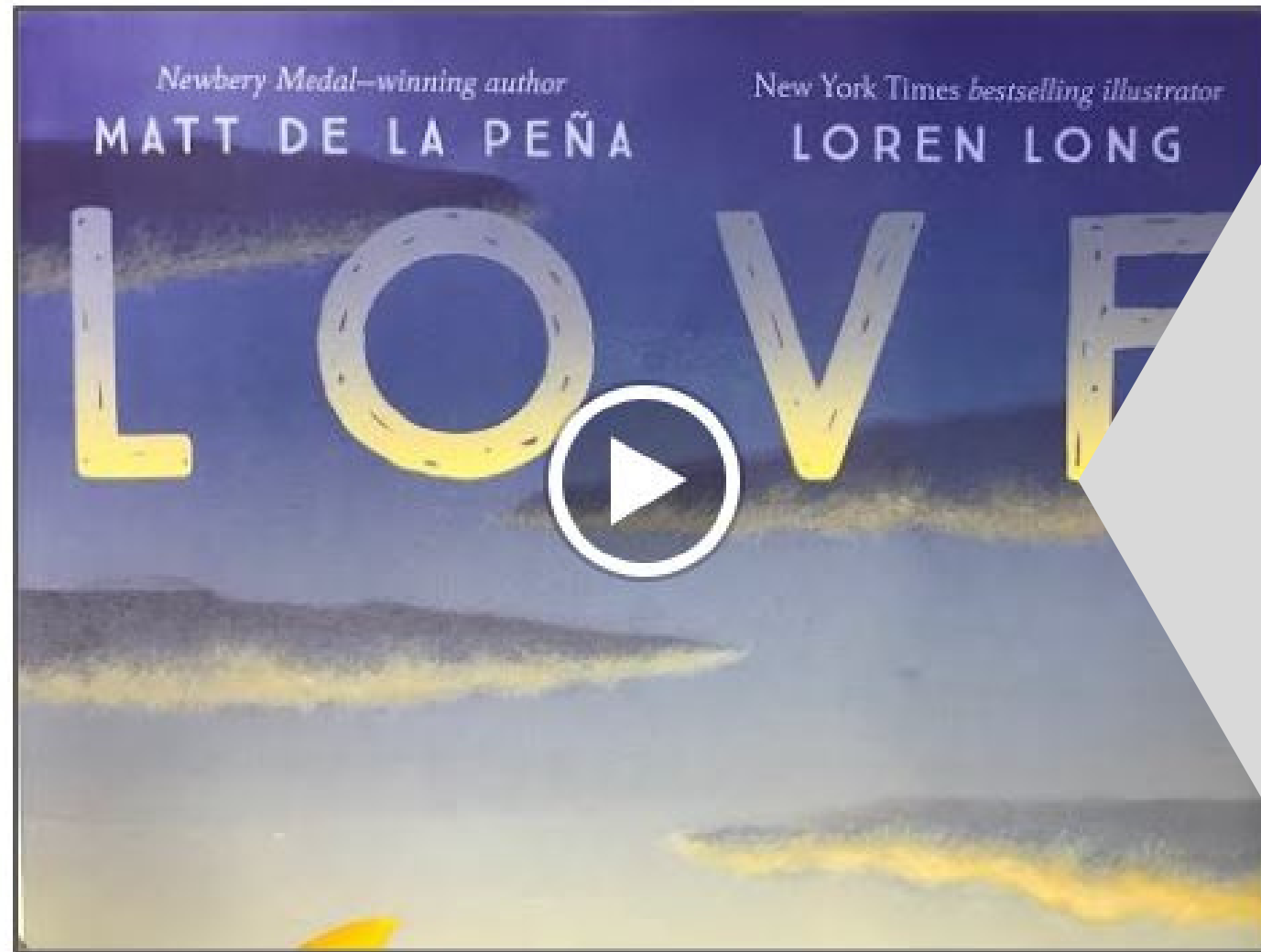
Christa Joy, Special Needs for Special Kids The Picture Communication Symbols ©1981-2018 by Tobii Dynavox. All Rights Reserved Worldwide. Used with permission. Boardmaker® is a trademark of Tobii Dynavox

Christa Joy, Special Needs for Special Kids The Picture Communication Symbols ©1981-2018 by Tobii Dynavox. All Rights Reserved Worldwide. Used with permission. Boardmaker® is a trademark of Tobii Dynavox

Students will write a story about how love sounds, smells, looks, tastes, and feels. This is an errorless activity that allows students to write their own story independently.



Listen to the
book Love
read aloud



There is a video of the
book read aloud. This is
a video from YouTube.



Love...

Love sounds like

Love smells like

Love looks like

Love tastes like

Love feels like



Choose a word to finish each sentence.

 the fair	 laughter	 jingle bells	 music	 the c...
 cookies	 roses	 a pine tree	 peppermint	
 chocolate	 cotton candy	 hot peppers	 birthda cake	
 the stars	 a rainbow	 a bonfire	 home	a
 a hug	 a safe place	 slippers	 a warm fire	 a roller coaster

There are digital versions of the activities included. Students click and drag the answers.



Place the pictures in correct column depending if you think it is how love **sounds** or how love **smells**. If you are not sure, or think it could be both, then put it on the middle line.

 jingle bells	 singing	 roses	
 pie	 friend chicken	 music	
 lemons	 purring	 cinnamon	 fireworks
 kids playing	 cookies	 campfire	 train whistle

There are 2 sets, one that includes differentiation shown here.

This resource comes in a zipped folder. You will need to unzip the folder to access all the contents which include:

- ***Activities in color***
- ***Activities in black and white***
- ***Links and directions to digital activities***