


Special Ed



LOVE
FROM THE CRAYONS
LITERACY UNIT



Special Needs for Special Kids

ALSO INCLUDES GOOGLE SLIDES



These literacy units are something I created and started using in my classroom. I had students with significant challenges and most were **non-readers**. This is a great way to expose all students to some great books.

Love from Crayons

Literacy Unit for Special Education

By
Christa Joy
Special Needs for Special Kids




Table of Contents

Worksheet pages	Title
4-5	Story Board
6-9	Circle map: colors of love
10-12	Circle map: things that come in lots of colors
13-16	Match object to color
17-19	Sorting things that are colorful or not
20-22	Writing prompt: Love is... (using colors)
23-24	Terms of Use

- Also included in this resource as separate files:
- Links and directions to digital activities
 - Activities in black and white

This unit has 5 activities (printable and digital) to go with this book to last a full week of instruction.

This unit comes in 2 separate files, one in color and one in black and white.

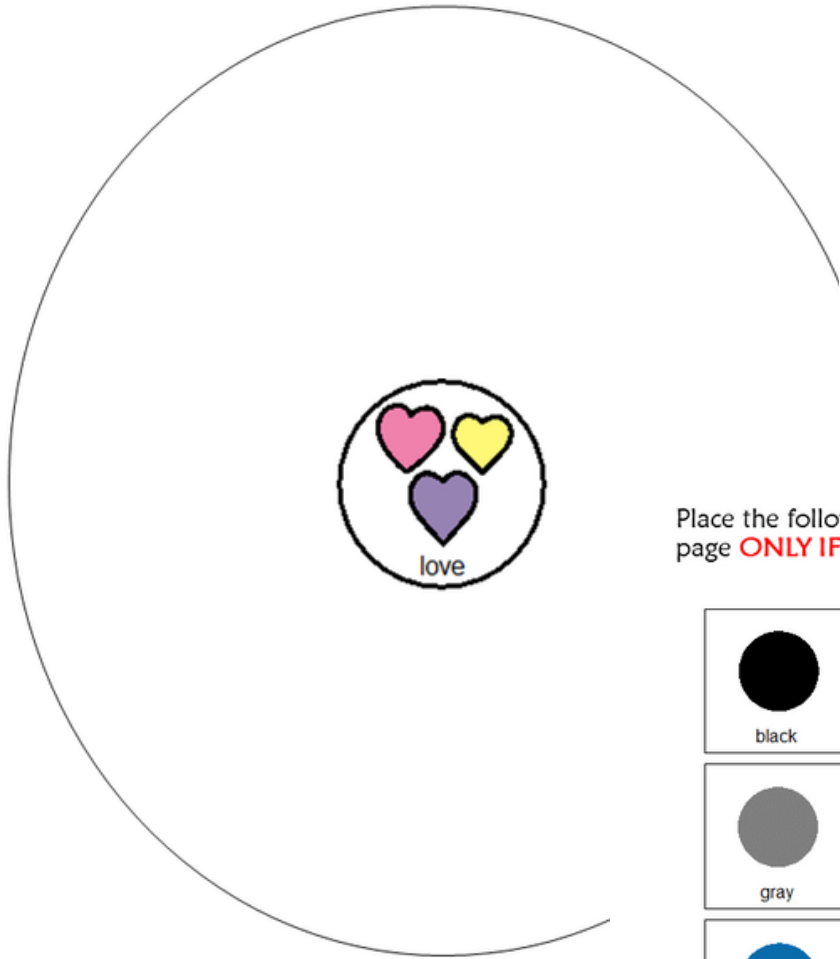


This unit comes with a storyboard.

Storyboards are great for ALL students to assist with participation and engagement in group discussions.

Tips on how to use in the unit!!

What are some colors of love?




ChristaJoy, Special Needs for Special Kids
The Picture Communication Symbols ©1981-2019 by Tobii Dynavox
Worldwide. Used with permission. Boardmaker® is a trademark


errorless
Place the following in the circle map on the previous page showing the colors of love.



Place the following in the circle map on the previous page **ONLY IF** you they are colors of love.




There is a circle map showing the colors of love. There is an option that only has correct answers and one that has wrong answers mixed in.




What are some things that come in lots of colors.

errorless

Place the following in the circle map on the previous page showing things that come in lots of colors.





Place the following in the circle map on the previous page **ONLY IF** you they are things that come in lots of colors.



Christa Joy, Special Needs for Sp
The Picture Communication Symbols ©1981-2019 by Tc
Worldwide. Used with permission. Boardmaker® is:


There is a circle map showing things that often come in lots of colors. There is an option that only has correct answers and one that has wrong answers mixed in.






 sheep	 wedding dress	 crayons	 jellybeans
 tropical fish	 peacock	 butterfly	 clouds
 fall leaves	 Q-tip	 fireworks	 toilet paper
 coal	 snowball	 rainbow	 mud













There is a sorting activity looking at things that are and are not colorful. There are suggestions for differentiation included.



Match the color to each feeling from the book.



 imagination	<input type="text"/>	 stormy	<input type="text"/>
 helpful	<input type="text"/>	 stinks	<input type="text"/>
 warm	<input type="text"/>	 sunny	<input type="text"/>
 hard to see	<input type="text"/>	 all shapes	<input type="text"/>
 not colorful	<input type="text"/>	 big & strong	<input type="text"/>
 hide	<input type="text"/>	 silly	<input type="text"/>

Match the color to each feeling from the book.

 imagination	<input type="text"/>	 stormy	<input type="text"/>
 helpful	<input type="text"/>	 stinks	<input type="text"/>
 warm	<input type="text"/>	 sunny	<input type="text"/>
 hard to see	<input type="text"/>	 all shapes	<input type="text"/>
 not colorful	<input type="text"/>	 big & strong	<input type="text"/>
 hide	<input type="text"/>	 silly	<input type="text"/>

There is a matching activity, matching the colors to adjectives from the book. A color-coded version is included.

Match color to the feeling on the previous page. Refer back to the book if needed.



Love is ...




Love is like a

Love is like a































Love is like a

Love is like a


Love is like a



Color in the circle then find an object that matches that

 apple	 strawberry	 heart	 cherry	 lollipop	 rose
 sun	 banana	 lemon	 flower	 raincoat	 honey
 clear day	 blueberry	 robin egg	 ocean	 butterfly	 dragon fly
 cricket	 grape	 blade of grass	 leprechaun	 parrot	 frog
 beet	 grape juice	 flower	 butterfly	 balloon	 ribbon

Students will write a story about love using various colors. This is an errorless activity that allows students to write their own story independently.



Listen to
Love from
the Crayons
read aloud



There is a video of the
book read aloud. This is
a video from YouTube.







Place pictures in circle map showing the colors of love.



There are digital versions of the activities included. Students click and drag the answers.



Sort the following into the correct column depending on if you think they are normally colorful or not. If you are not sure, place it on the middle line.



sheep



wedding dress




crayons



tropical fish



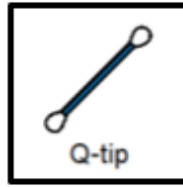
peacock



butterfly



fall leaves



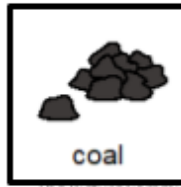
Q-tip



fireworks



toilet



coal



snowball



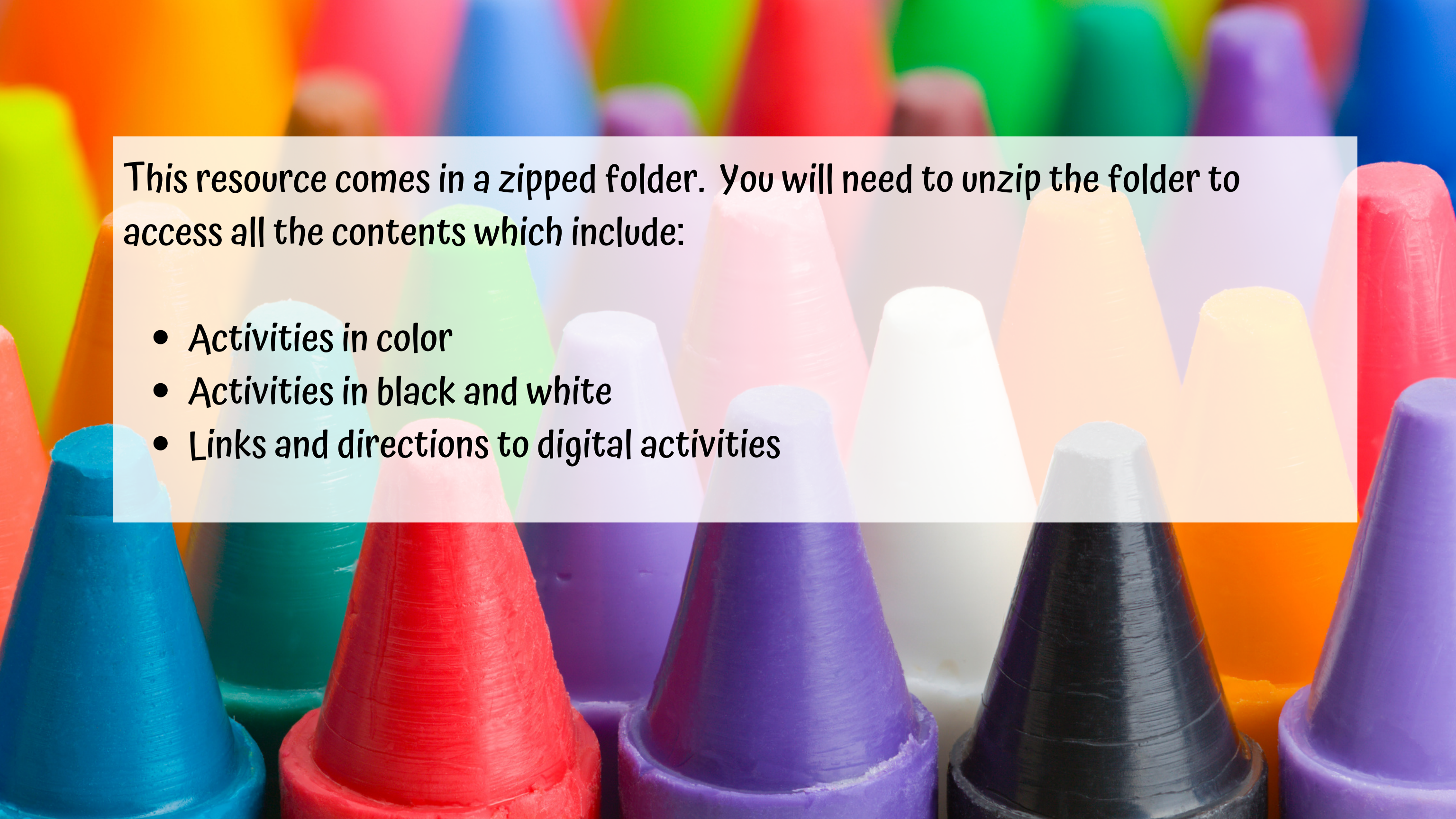
rainbow



mud

© THE Picture Communication Symbols ©1981-2019 by Tobii Dynavox. All Rights Reserved
Worldwide. Used with permission. Boardmaker® is a trademark of Tobii Dynavox

There are 2 sets, one that includes differentiation shown here.



This resource comes in a zipped folder. You will need to unzip the folder to access all the contents which include:

- ***Activities in color***
- ***Activities in black and white***
- ***Links and directions to digital activities***