

Special Ed

Lola Plants a Garden



Special Needs for Special Kids

Literacy Unit

ALSO INCLUDES GOOGLE SLIDES




These literacy units are something I created and started using in my classroom. I had students with significant challenges and most were **non-readers**. This is a great way to expose all students to some great books.

Table of Contents

Worksheet pages	Title
4-6	Story Board
7-12	Circle map: things in a garden
13-17	Circle map: patience
18-20	What flowers need to grow
21-24	Sorting flowers and vegetables
25-29	Writing prompt: Planting a garden
30-31	Terms of Use

In a separate file, there are directions and links to digital versions of these activities.

This unit has 30 pages plus 12 google slides. There are 5 activities to go with this book to last a full week of instruction.



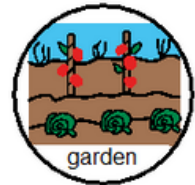

This unit comes with a storyboard.

Storyboards are great for ALL students to assist with participation and engagement in group discussions.


Tips on how to use in the unit!!

What are some things that would grow in a garden?

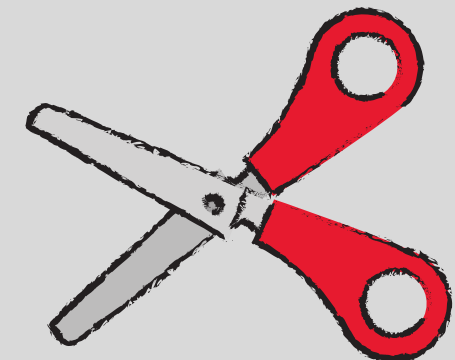
Place the following in the circle map on the previous page showing things that would grow in a garden.



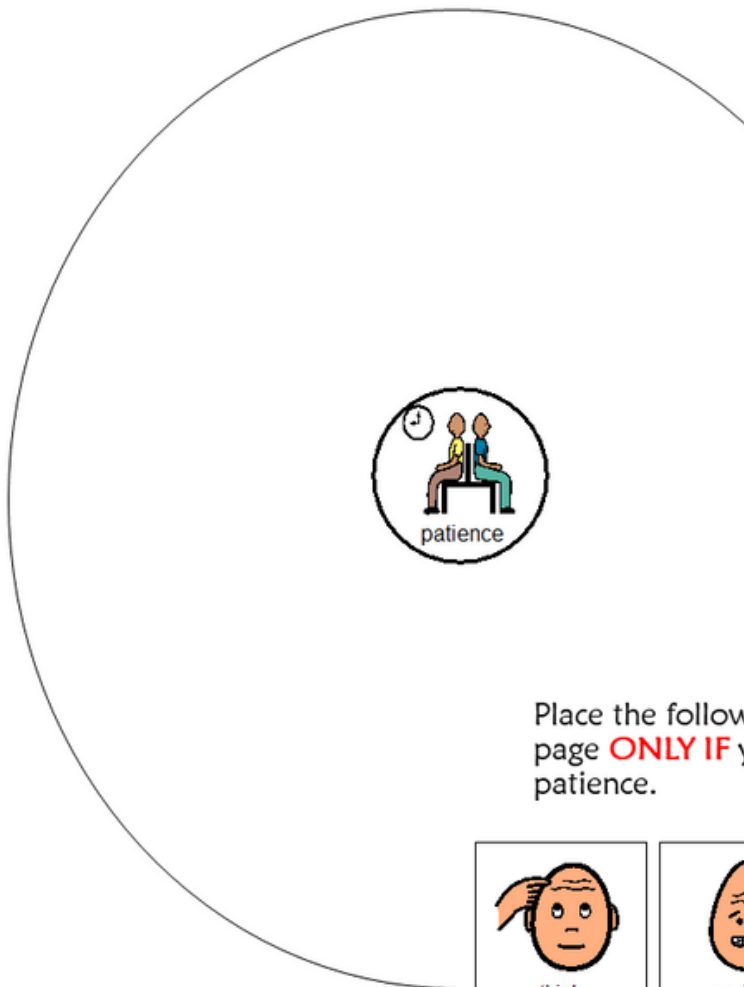
Place the following in the circle map on the previous page **ONLY IF** you think they would be things that would grow in a garden.



There is a circle map showing some things you plant in a garden. There is an option that only has correct answers and one that has wrong answers mixed in.













Lola will have to be patient waiting for her flowers to grow. What does it mean to have patience?











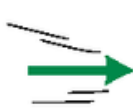






Place the following in the circle map on the previous page showing what patience looks like.

errorless


 think	 calm	 sit	 time	 wait
 slow and steady	 persistence	 predictable	 okay	 strong

Place the following in the circle map on the previous page **ONLY IF** you think they are things describe patience.


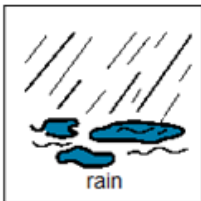
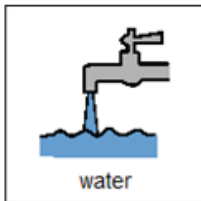
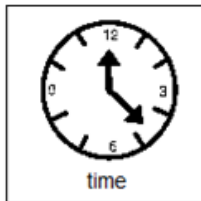
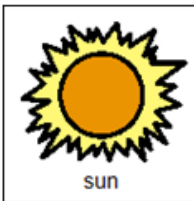



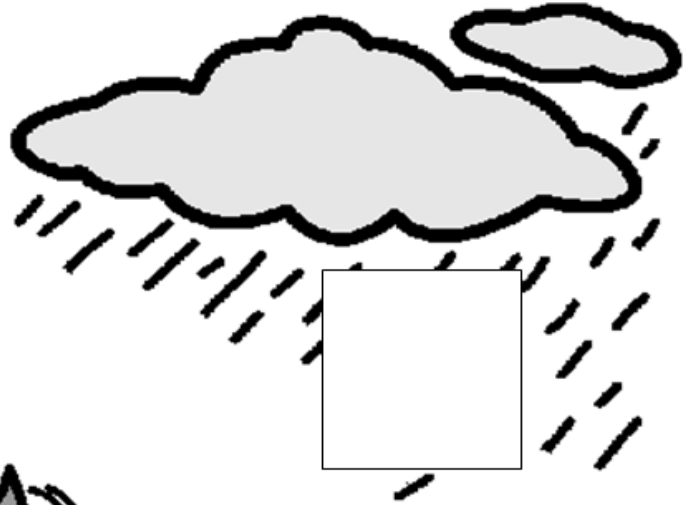

 think	 anxious	 frustrated	 time	 wait
 slow and steady	 persistence	 predictable	 okay	 strong
 hurry	 calm	 sit	 go fast	 make mistakes

ChristaJoy, Spec
The Picture Communication Symbols ©1
Worldwide. Used with permission. B

There is a circle map showing what patience means. There is an option that only has correct answers and one that has wrong answers mixed in.




What do flowers need to grow?



ChristaJoy, Special Needs for Special Kids
The Picture Communication Symbols ©1981–2019 by Tobii Dynavox. All Rights Reserved
Worldwide. Used with permission. Boardmaker® is a trademark of Tobii Dynavox

Students will complete a picture showing what flowers need to grow.



Sort the following things depending on if it would grow in Lola's garden (flowers) or her mom's garden (vegetables).



Lola



















flowers



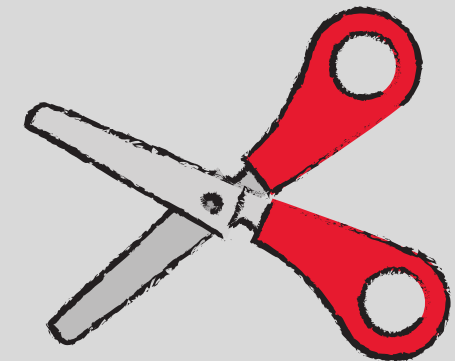
Mom



vegetables

 tomato	 daffodil	 daisy	 asparagus
 blossoms	 flower	 cucumber	 green beans
 flower	 sweet peas	 carrot	 roses
 bell pepper	 sunflower	 lily	 radishes

There is a sorting activity looking at things that would grow in a flower or a vegetable garden. There are suggestions for differentiation included.



Planting a Garden



Spring is the perfect time to plant

I like to plant

You also have to remember to





Some of the tools I use are


In the summer, I hope to eat

from my garden.

Planting a garden



Students will write a story about planting a garden. This is an errorless activity that allows students to write their own story independently.



Listen to
Lola
Plants a
Garden
read
aloud

KIDS BOOK READ ALOUD




There is a video of the
book read aloud. This is
a video from YouTube.







Place pictures in circle map showing things grown in a garden.




There are digital versions of the activities included. Students click and drag the answers.




Lola



flowers



















Mom



vegetables

Sort things that would be growing in Lola's garden (flowers) or her mom's garden (vegetables).

 tomato	 daffodil	 daisy	 asparagus
 blossoms	 flower	 cucumber	 green beans
 flower	 sweet peas	 carrot	 roses
 bell pepper	 sunflower	 lily	 radishes

Christa Joy, Special Needs for Special Kids
The Picture Communication Symbols ©1981-2019 by Tobii Dynavox. All Rights Reserved
Worldwide. Used with permission. Boardmaker® is a trademark of Tobii Dynavox

There are 2 sets, one that includes differentiation shown here.



I realize there will be some students out there unable to do cutting activities. I have a blog post with ways to complete activities without a pair of scissors!!

[Click Here to read more!!](#)