

Special Ed



# LITTLE RED RUTHIE

## A HANUKKAH TALE



Special Needs for Special Kids

LITERACY UNIT


ALSO INCLUDES GOOGLE SLIDES



These literacy units are something I created and started using in my classroom. I had students with significant challenges and most were **non-readers**. This is a great way to expose all students to some great books.

Little Red Ruthie  
Christmas Literacy Unit  
for Special Education

By  
Christa Joy  
Special Needs for Special Kids



## Table of Contents

Worksheet pages	Title
4-6	Storyboard
7-12	Circle map on bravery
13-15	Word map on Maccabees
16-19	Sorting ingredients
20-25	Venn diagram: Ruthie and Little Red Riding Hood
26-29	Writing prompt: How I Tricked the Wolf
30-31	Terms of Use

In a separate file, there are directions and links to digital versions of these activities.

This unit has 5 activities to go with this book to last a full week of instruction.

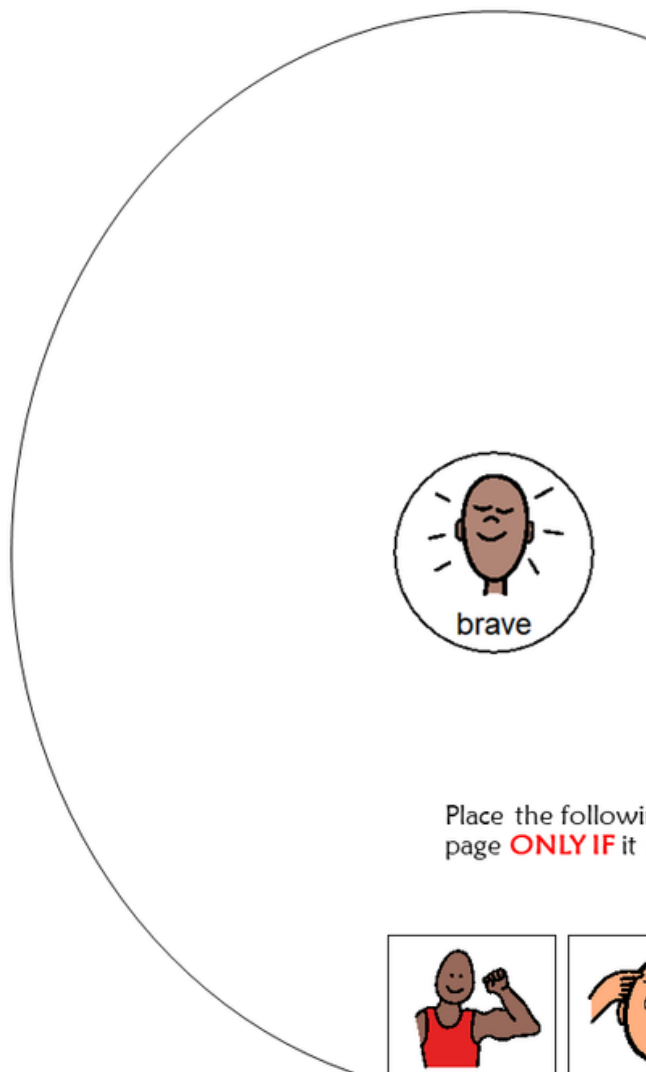
This unit comes with a storyboard.

Storyboards are great for ALL students to assist with participation and engagement in group discussions.

Tips on how to use in the unit!!




Ruthie is very brave. Complete the circle map below to show what bravery looks like. Remember being brave does NOT mean you are not scared.




Errorless version

Place the following pictures in the circle map on the previous page to show what being brave looks like.



Place the following pictures in the circle map on the previous page **ONLY IF** it shows what being brave looks like.


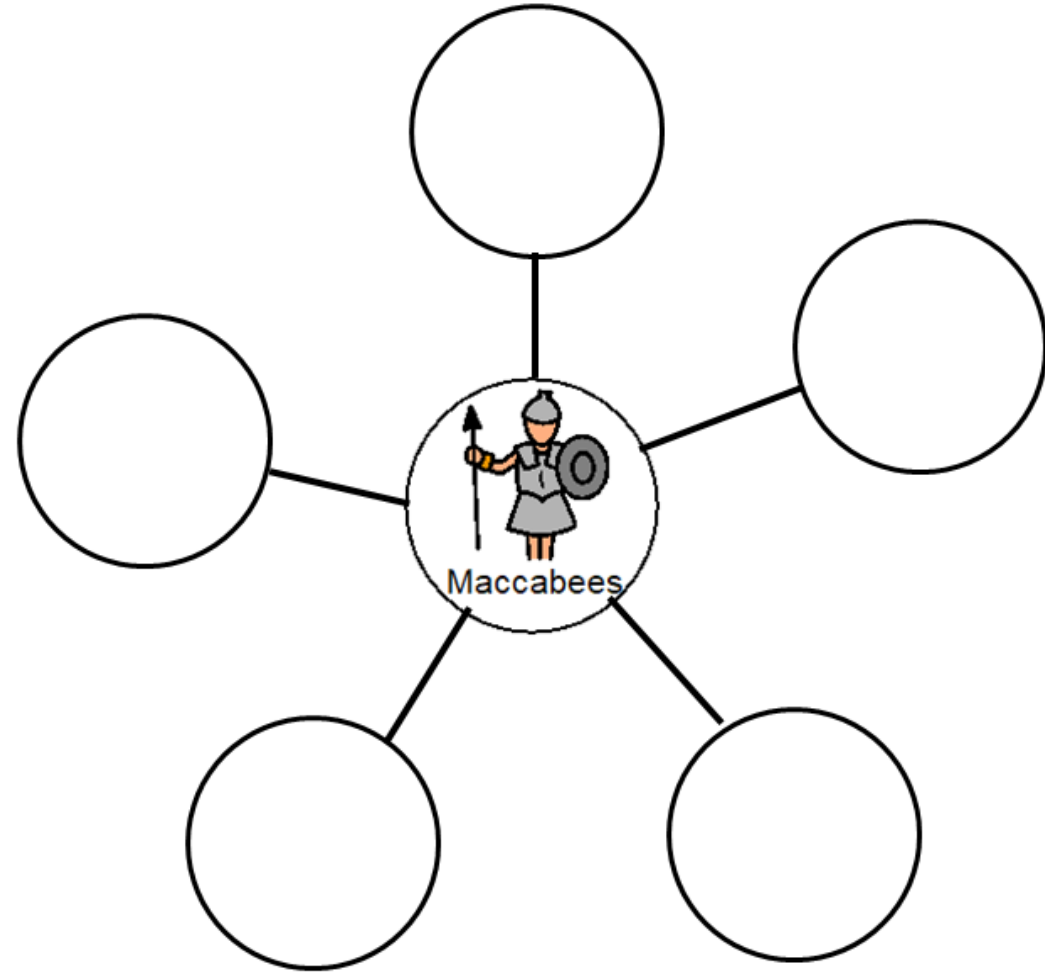


Chi  
The Picture Communicati  
Worldwide. Used with


There is a circle map showing what bravery looks like. There is an option that only has correct answers and one that has wrong answers mixed in.

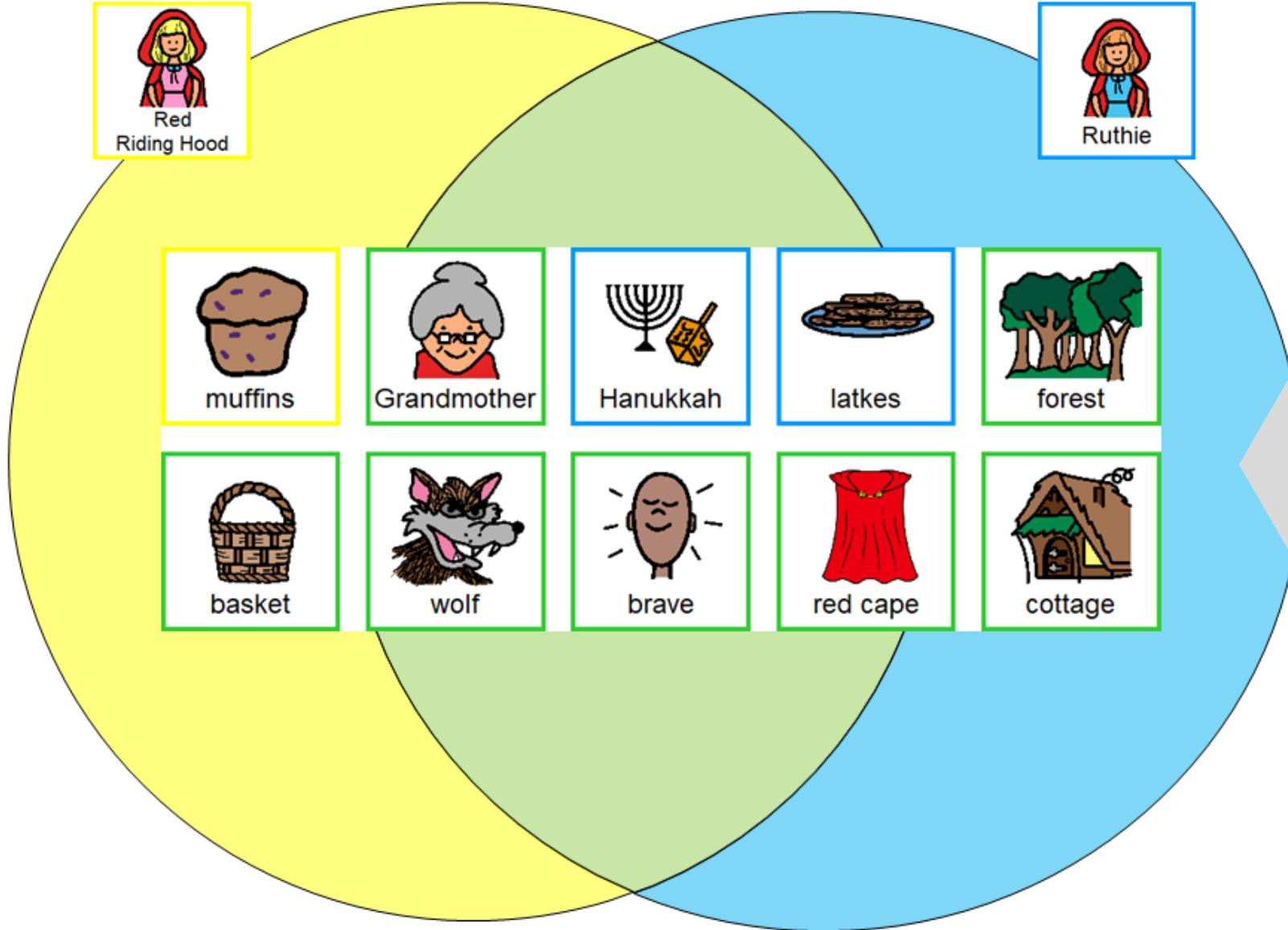


What does Ruthie tell the wolf about the Maccabees?



There is a word map showing the facts about the Maccabees that Ruthie shares with the wolf. This is an errorless activity.


















There is a Venn diagram comparing Little Red Ruthie and Little Red Riding Hood. There is a color-coded option included (shown here) for students who need more support.

What would be the ingredients you would need for latkes or spaghetti?



 <p>potatoes</p>	 <p>sour cream</p>	 <p>noodles</p>	 <p>sauce</p>
 <p>tomatoes</p>	 <p>meatballs</p>	 <p>onions</p>	 <p>oil</p>
 <p>flour</p>	 <p>cheese</p>	 <p>garlic</p>	 <p>eggs</p>

Students will sort the ingredients used for latkes (reviewed in the story) and spaghetti. Suggestions for differentiation are included.





# How I Tricked a Wolf

A wolf followed me to the





















He was so hungry, he said he could eat a

I didn't want him to eat me, so I made him some


He ate

of them.

The wolf was so full, he fell asleep on the

 park	 cottage	 kitchen	 church	 playground
 horse	 elephant	 whale	 boy	 girl
 muffins	 cupcakes	 pancakes	 waffles	 latkes
100	12	5	500	99
 couch	 bed	 recliner	 rug	 chair

There is a writing prompt. Students will write a story about how they would have tricked the wolf. This is an errorless activity.



Listen to  
the book  
read aloud

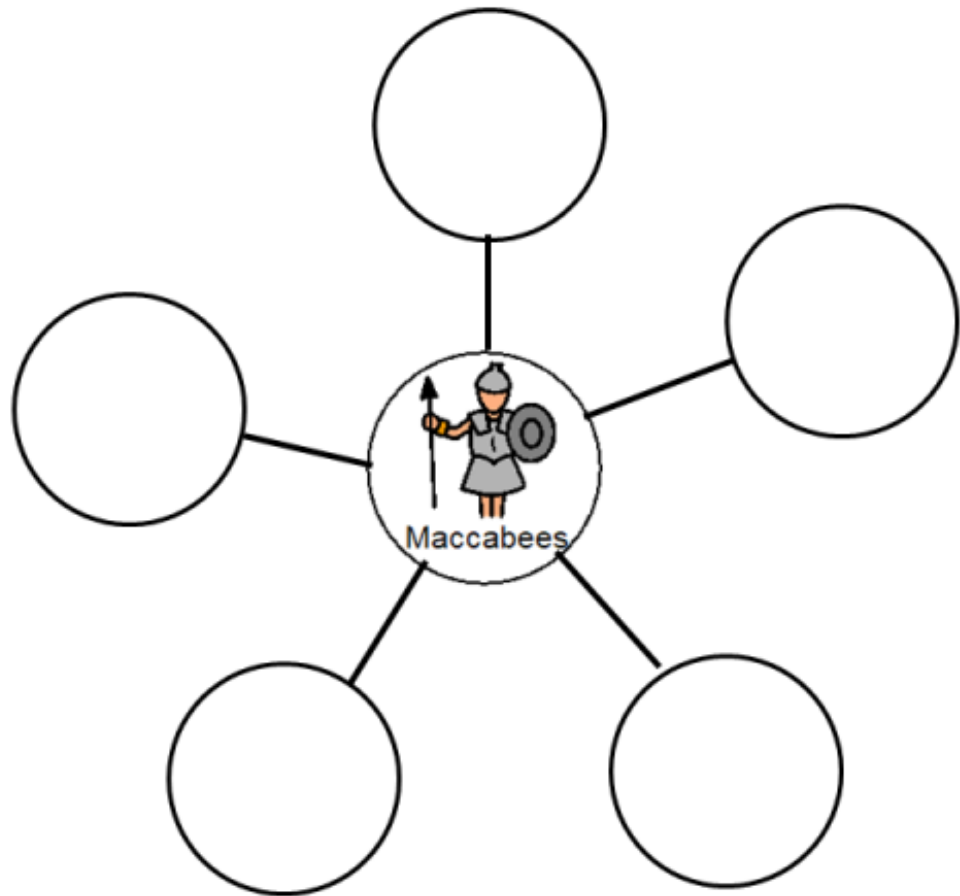


There is a video of the book  
read aloud from YouTube in  
case you cannot find a copy  
of the book.



# Make great independent learning centers

What does Ruthie tell the wolf about the Maccabees?



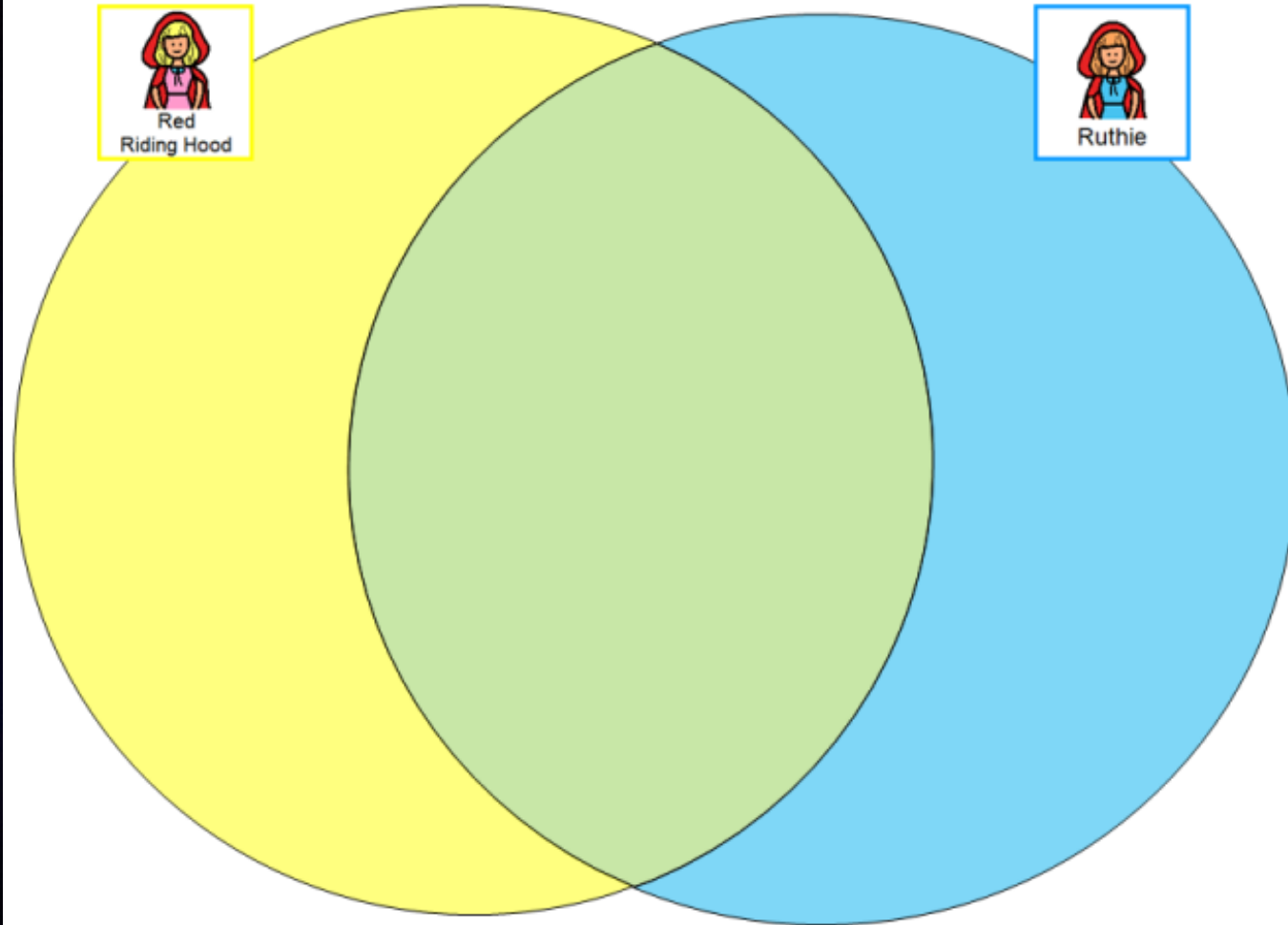
Place the pictures in the empty circles.













There are digital versions of the activities included. Students click and drag the answers.

Perfect for every learning level

Compare Little Red Riding Hood and Ruthie



Place the pictures in the correct location on the diagram. If it relates to both girls, then put it in the middle.

 muffins	 Grandmother	 Hanukkah
 latkes	 forest	 basket
 wolf	 brave	 red cape
 cottage		

Christa Joy, Special Needs for Special Kids  
The Picture Communication Symbols ©1981-2019 by Tobii Dynavox. All Rights Reserved  
Worldwide. Used with permission. Boardmaker® is a trademark of Tobii Dynavox

There are 2 sets,  
one that includes  
differentiation.