

# Lions at Lunchtime

## Magic Tree House #11



**11 activities**

**15 questions**

Special Needs for Special Kids





These novel units are something I created and started using in my classroom. I had students with significant challenges and most were **non-readers** (like my little guy). They were the best thing I ever did, and my students LOVED them.



## Table of Contents

Worksheet pages	Title	Chapter
4-5	Suggestions for use	
6	Story board	
7	Title and Author	
8	Color in Africa	1
9-11	Animals that migrate	2
12-14	Animals that live on African plains	3
15-16	Things that sink or float	
17-20	Prey vs Predator	5
21-22	Big vs small animals	6
23-25	Things that are sweet	7
26-27	Greedy vs generous	8
28-29	Under the giraffe	9
30-31	Sequence the main events	10
32-33	My trip in the magic treehouse	10
34	Other Novel Units available	
35-36	Terms of Use	

This novel unit has **11 different activities**.

There is an activity for each chapter that is NOT comprehension based. So, even if your students do not pay attention, they can still complete the activity.

For example, Jack and Annie go to Africa in this book.

So, I have an activity where students will color in the continent which is outlined for them.

Color Africa on the map.



CH 1

ChristaJoy, Special Needs for Special Kids  
The Picture Communication Symbols ©1981-2018 by Tobii Dynavox. All Rights Reserved  
Worldwide. Used with permission. Boardmaker® is a trademark of Tobii Dynavox



## Suggestions for Use


- I made this unit to go along with the book, *Lions at Lunchtime* that you would be reading it aloud to your class at a rate of about 1 chapter per day.
- Be sure to give each student their own copy of the story board (pg. 6) to use while reading and discussing the story.
- Benefits of reading out loud, even to classes made up of severely affected students:
  - Teaches students to sit quietly even when there isn't something for them to do. This is such an important life skill. We all have to spend time sitting and listening to someone we are not that interested in at some point.
  - Parents will LOVE you. Not only will they be excited their child is being exposed to age appropriate material, but you are teaching them how to sit quietly, which will hopefully transfer to home as well.
  - Even with your lowest level learners, you will have 1 or 2 that will truly enjoy the story.
  - It can be a calming experience to sit and listen to the teacher read in a methodical way.

Suggestions on how I found this activity worked best in my classroom are provided. I typically had 6-8 students in grades K-5 with one adult assistant in the room with me.

Color version


# Lions at Lunchtime Magic Tree House #11 for Special Education

By  
Christa Joy  
Special Needs for Special Kids



# Lions at Lunchtime Magic Tree House #11 for Special Education

By  
Christa Joy  
Special Needs for Special Kids



*This entire novel unit  
comes in 2 separate files.  
One is completely in color  
and one is completely in  
black and white.*





This unit comes with a vocabulary board.

Vocabulary boards are great for ALL students to assist with participation and engagement in group discussions.

Tips on how to use in the unit!!

What are some animals that migrate?


## Chapter 2

There are circle maps in this unit.

Circle maps are a great way for students to see the big idea.



Place the following in the circle map on previous page showing animals that migrate.





# Chapter 3


What are some animals that live on the African plains?

Each circle map comes with 2 choices:

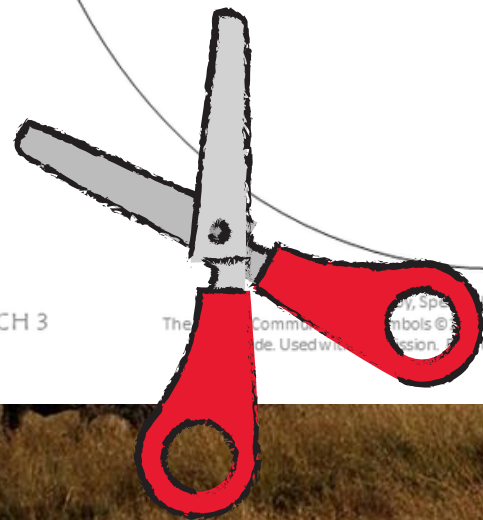

An errorless option with only correct answers

An option that has wrong answers mixed in

Place the following in the circle map on previous page showing animals that live on African plains?



Place the following in the circle map on previous page **ONLY IF** they are animals that live on the African plains?























# Chapter 5


Jack keeps talking about how all the animals are related. Some are prey (hunted) and some are predators (hunters). See you if you can sort the animals on the next page into the correct column.



 squirrel	 bear	 cricket	 killer whale	
 tiger	 antelope	 wolf	 bird	
 rabbit	 crab	 snake	 rat	 shark
 raccoon	 hawk	 leopard	 prawn	 crocodile


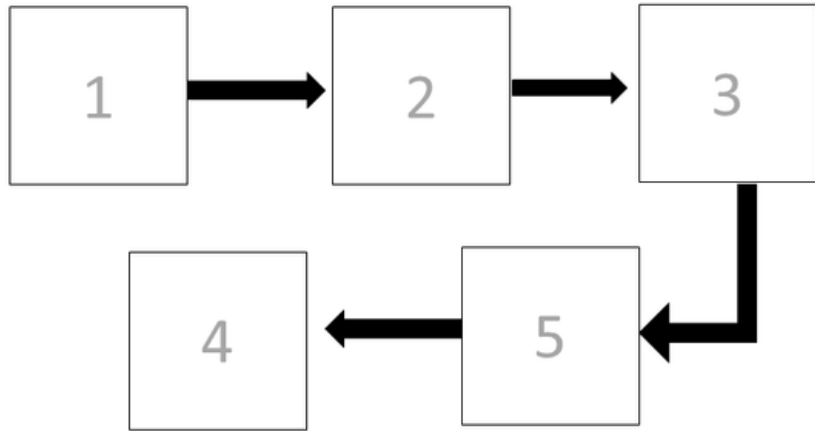
There are sorting activities.

Directions on how to add color coding for differentiation is included.




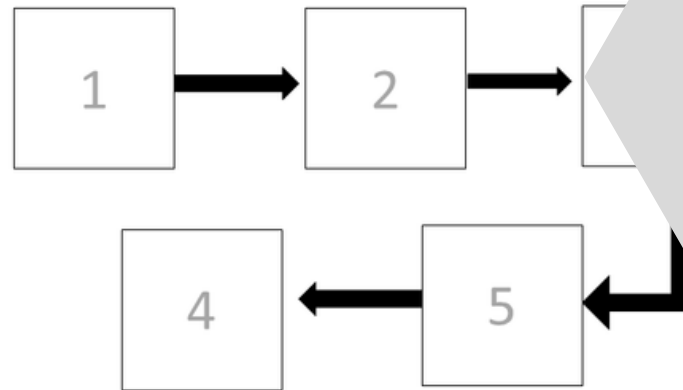


Sequence the main events from this story that Jack and Annie recount.



# Chapter 10

Sequence the main events from this story that Jack and Annie recount.



Many of the activities are differentiated for you. That way more students can participate independently along with their peers.

**numbers added**



# My trip in the magic treehouse




I looked in a book about  and make a wish.

When I opened my eyes I saw .

I went down the ladder to check out the .

I took a  with me.

When it was time to go back home, I felt .




All of the Magic Tree House units end with a writing prompt. These are errorless activities. Students will write a story about their trip in the treehouse. Different pictures are used for each novel.





1. What animal led Jack and Annie to the treehouse?



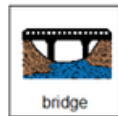
2. What continent do Jack and Annie go to?



3. What did Morgan tell Jack and Annie to watch out for?



4. What were the animals afraid to cross?



5. What animal are the lions afraid of?



Chapter references for each question

Question	Chapter
1	1
2	1
3	1
4	2
5	3
6	4
7	5
8	5
9	6
10	7
11	7
12	8
13	9
14	9
15	10

Finally this unit does come with 15 comprehension questions.

There is a guide that references which chapter each question came from.

Answer key included!!





I realize there will be some students out there unable to do cutting activities. I have a blog post with ways to complete activities without a pair of scissors!!

**[Click Here to read more!!](#)**