

Special Ed

THE LION, WITCH, AND WARDROBE

33 activities

**3 questions/
chapter**



Special Needs for Special Kids



These novel units are something I created and started using in my classroom. I had students with significant challenges and most were **non-readers**. They were the best thing I ever did, and my students LOVED them.

Table of Contents

Worksheet pages	Title	Chapter
5-6	Suggestions for use	
7	Story board	
8	Title and Author	
9	Main Characters	1
10	Wardrobe	1
11	Faun labeling	1
12-14	Having Tea	2
15	What do you Think of the White Witch?	2
16-18	What Does Edmund See?	3
19	Adjective practice	3
20-21	Possible or Impossible	5
22-23	Treason	6
24-27	Keeping Secrets	6
28	Secret coloring activity	6
29-31	Beaver circle map	7
32	Solving Riddles	8
33-36	Perseverance social story	9


Table of Contents

Worksheet pages	Title	Chapter
37-39	Perseverance activity **Teacher prep required**	9
40-42	Mrs. Beaver Packs	
43-44	Father Christmas	
45-48	Bullies Social Story	
49-51	Friend/Bully Venn Diagram	
52-53	Seasons Sorting	
54-55	Following the path to the Stone Table	
56-58	Brave circle map	
59	Apologizing with Actions	
60-61	Good vs Evil characters	
62-63	Feeling Very Sad Writing Prompt	15
64-65	Feeling Very Happy Writing Prompt	15
66-68	Bringing Statues to Life	16
69-70	The Ending	17
71-73	Circle Map on Narnia	extra
74-76	Circle Map on the White Witch	extra
77-79	Circle Map on Aslan	extra
80-82	Additional novel units available	
83-84	Terms of Use	

This novel unit has **33 different activities**. These activities are NOT comprehension-based. So, even if your students do not pay attention, they can still complete the activity.

W A R D R O B E

It is a piece of furniture where you can hang clothes. Like a closet.



Cut out letters and paste above. Color the wardrobe.

B A E O R D W R

For example, students will learn what a wardrobe is in this activity.

Suggestions for Use

- I made this unit to go along with the book, *The Lion, the Witch, and the Wardrobe* by C.S. Lewis.
- The thought is that you would be reading it aloud to your class at a rate of about ½-1 chapter per day.
- Be sure to give each student their own copy of the story board (pg. 7) to use while reading and discussing the story.
- Benefits of reading out loud, even to classes made up of severely affected students:
 - Teaches students to sit quietly even when there isn't something for them to do. This is such an important life skill. We all have to spend time sitting and listening to someone we are not that interested in at some point.
 - Parents will LOVE you. Not only will they be excited their child is being exposed to age appropriate material, but you are teaching them how to sit quietly, which will hopefully transfer to home as well.
 - Even with your lowest level learners, you will have 1 or 2 that will truly enjoy the story.
 - It can be a calming experience to sit and listen to the teacher read in a methodical way.

Suggestions on how I found this activity worked best in my classroom are provided. I typically had 6-8 students with one adult assistant in the room with me.


The Lion, The Witch, and the Wardrobe

Literacy Unit for Special
Education

By

Christa Joy

Special Needs for Special Kids








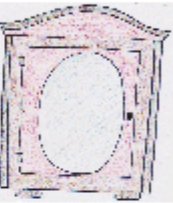













*This entire novel unit
comes in 2 separate files.
One is completely in color
and one is completely in
black and white.*

This unit comes with a vocabulary board.

Vocabulary boards are great for ALL students to assist with participation and engagement in group discussions.

Tips on how to use in the unit!!

Storyboard :
discussions. Laminate
for each student.

 Peter	 Susan	 Edmund	 Lucy	 Professor
 Mrs. MacReady	 wardrobe	 Tumnus	 Narnia	 White Witch
 Aslan	 Turkish Delight	 tricked you	 Mr/Mrs Beaver	 battle
 read it again	 I like that	 I don't like that	 I don't know	 I need a break


Lucy had tea while visiting with Tumnus. Here is what they had:

Errorless version

Place the items Lucy had for tea on the plate on the previous page.



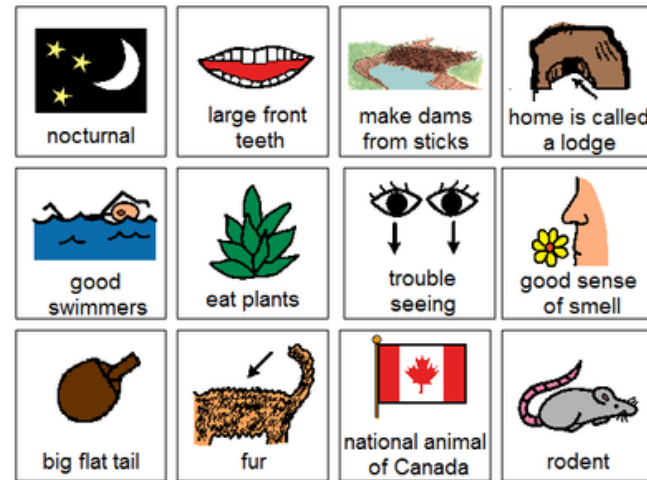
Place the items Lucy had for tea on the plate on the previous page **ONLY IF** they were things they had for breakfast.



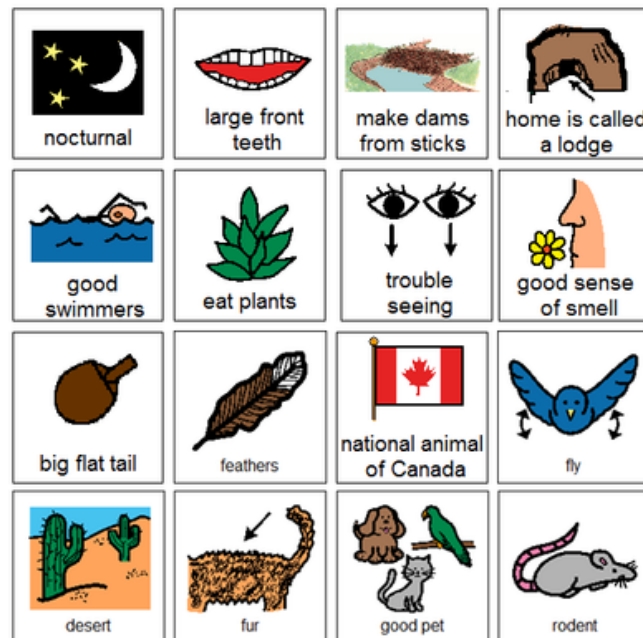
There are circle maps in this unit. Circle maps are a great way for students to see the big idea.



Cut out the pictures about beavers and place in the circle map on the previous page.



Cut out the pictures about beavers and place in the circle map on the previous page **ONLY IF** they are about beavers.




Each circle map comes with 2 choices:




An errorless option with only correct answers

An option that has wrong answers mixed in students will need to set aside.

Some things are likely to happen. They are possible. Some things will never happen, they are impossible. The kids all thought that Lucy's story was impossible, but the professor did not.



Decide if the following is something that is possible or impossible, and put in the correct column on the previous page.

 <p>pigs flying</p>	 <p>win the lottery</p>	 <p>White Christmas</p>	 <p>talking dog</p>
 <p>bears hibernate</p>	 <p>money grows on a tree</p>	 <p>finding a unicorn</p>	 <p>Land of Narnia through the wardrobe</p>
 <p>visit a castle</p>	 <p>raining meatballs</p>	 <p>licking your elbow</p>	 <p>be a race car driver</p>

The wardrobe leading to Narnia should make for some interesting discussion.

There are sorting activities.

Directions on how to add color coding or a separate differentiated version is included.

Tumnus has been accused of treason.
What is treason?

Treason is betraying your .

Treason is telling .

Treason is trying to overthrow the .

People can go to for treason.

Cut out the pictures and place in the correct boxes to finish the sentences.


To differentiate: Outline the empty boxes and corresponding correct answer the same color.




There are *matching activities*.

Directions on how to add color coding or a separate differentiated version is included.

Four children were sent to live safely in a house in the country in London. Let's see who all live in the house.



Cut apart the people and paste them in the house. Color in the rest of the picture.




CH 1

Christa Joy, Special Needs for Special Kids

9

Tumnus: Faun



Cut out labels and place in correct boxes.




CH 1

Christa Joy, Special Needs for Special Kids

11

Help Mr. and Mrs. Beaver and the children find their way to the stone table.




CH 12

Christa Joy, Special Needs for Special Kids

54

Aslan was able to bring lots of characters back to life that the White Witch has turned to stone. Match the statue with the character brought back to life.



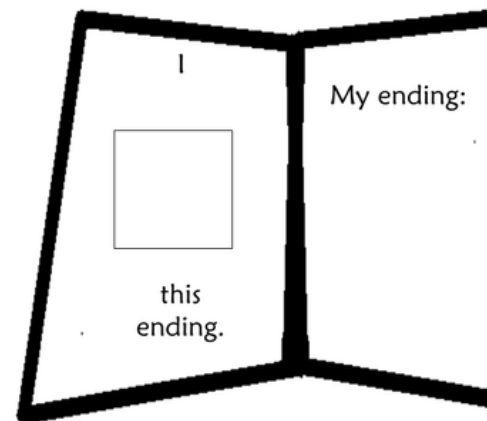
CH 16

Christa Joy, Special Needs for Special Kids


66

At the end of the story, all 4 kids end up back home with the professor. Do you like this ending or would you make a different one?

My Ending:



Use any of the following pictures to illustrate your ending or fill in the blank page of the book on your own.



CH 17


Christa Joy, Special Needs for Special Kids

70



Because there are so many activities, you can choose the ones that fit your students the best.

CH 3


1. Who followed Lucy into the wardrobe?



2. What animals pulled the sledge?




3. What did Edmund hear?



CH 4


1. What does Edmund want to eat?



2. What does the White Witch want Edmund to do?



3. Who does Edmund meet on his way home?



This unit does come with comprehension questions. There are 3 questions for every chapter. Each question has 3 picture choices. They are in color and black and white.

Answer key included!!

