

**Special Ed**



**40 activities**

**5 questions/  
chapter**

**8 Greek god cards**

**THE LIGHTNING THIEF PERCY JACKSON**



These novel units are something I created and started using in my classroom. I had students with significant challenges and most were **non-readers**. They were the best thing I ever did, and my students LOVED them.

## Table of Contents

Worksheet pages	Title	Chapter
6-7	Suggestions for use	
8	Story board	
9	Title and Author	
10-11	Field trip writing prompt	1
12-14	Things in a museum	1
15-17	Things at a fruit stand	2
18-20	Superstitions	2
21-23	Things at the beach	3
24-26	Animals with hooves	3
27-28	Safe/not safe places in a storm	4
29-31	Animals with horns	4
32-33	Matching halves	5
34-36	Things at summer camp	6
37-39	Bully/Friend Venn diagram	6
40-41	Match baby with parent	7
42-43	Good vs bad manners	7
44	The Big 3	8
45-46	Learning Something New	8
47	Nightmares	9

## Table of Contents

Worksheet pages	Title	Chapter
48	Words to describe a quest	9
49-50	Things that smell bad vs good	10
51-52	If I was Invisible	
53-54	Sort object that are flexible and not flexible	
55-57	Reflective surfaces	
58-60	Causes of water pollution	
61-62	Modes of transportation	
63	Vote: Will Percy survive the fall?	
64-65	Animals that breathe air vs under water	
66	Trace the route across the United States	
67-68	Painful vs pleasant emotions	
69-71	Things at a water park	
72-73	Meat vs vegetable eaters	
74-75	Short or long time	
76	How much more to stretch?	
77-78	Good vs bad ways to treat a dog	
79	Push or Pull	

This novel unit has **40** different activities. These activities are NOT comprehension-based. So, even if your students do not pay attention, they can still complete the activity.

## Dream or Nightmare

Look at each jar. If you think it would be found in a good dream, color in **yellow**. If it would be something in a nightmare, color it **grey**.



For example, Percy has a lot of dreams. Some are nightmares. Here, students color in those dreams that they would consider good dreams and those that would be nightmares. This does not require comprehension of the chapter.

## Suggestions for Use

- I made this unit to go along with the book, *Percy Jackson: The Lightning Thief* by Rick Riordan.
- The thought is that you would be reading it aloud to your class at a rate of about 1 chapter per day.
- Be sure to give each student their own copy of the story board (pg. 8) to use while reading and discussing the story.
- Benefits of reading out loud, even to classes made up of severely affected students:
  - Teaches students to sit quietly even when there isn't something for them to do. This is such an important life skill. We all have to spend time sitting and listening to someone we are not that interested in at some point.
  - Parents will LOVE you. Not only will they be excited their child is being exposed to age appropriate material, but you are teaching them how to sit quietly, which will hopefully transfer to home as well.
  - Even with your lowest level learners, you will have 1 or 2 that will truly enjoy the story.
  - It can be a calming experience to sit and listen to the teacher read in a methodical way.

Suggestions on how I found this activity worked best in my classroom are provided. I typically had 6-8 students with one adult assistant in the room with me.

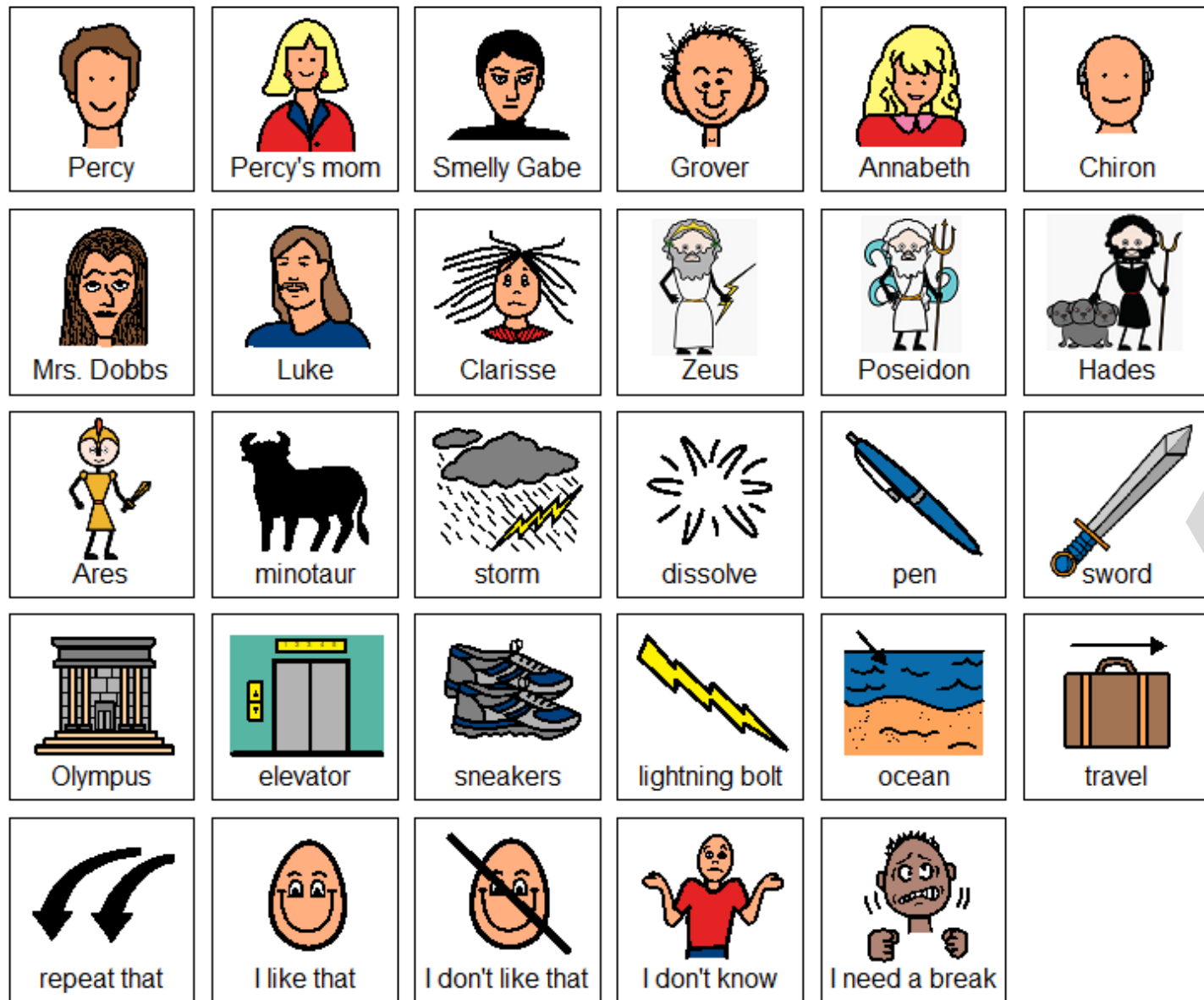
# Percy Jackson: The Lightning Thief

for Special Education

By  
Christa Joy  
Special Needs for Special Kids



*This entire novel unit  
comes in 2 separate files.  
One is completely in color  
and one is completely in  
black and white.*





This unit comes with a vocabulary board.

Vocabulary boards are great for ALL students to assist with participation and engagement in group discussions.

Tips on how to use in the unit!!

You can find so many things in a museum. What are some common things you might find?



Place the following pictures in the circle map on the previous page **ONLY IF** it would be commonly found in a museum.



This can be hard, because I guess you can really find anything in a museum. I tried to make the "wrong" answers obvious, but it could just lead to interesting discussions.

There are circle maps in this unit. Circle maps are a great way for students to see the big idea.













What are some animals that have hooves?


















Errorless version

Place the pictures in the circle map on previous page showing animals with hooves.

 goat	 cow	 horse	 zebra	 moose
 deer	 giraffe	 buffalo	 llama	 camel

Place the pictures in the circle map on previous page **only if** they are animals with hooves.

 goat	 cow	 horse	 zebra	 dog
 deer	 fox	 raccoon	 llama	 camel
 snake	 giraffe	 buffalo	 tiger	 moose

Each circle map comes with 2 choices:

An errorless option with only correct answers

An option that has wrong answers mixed in students will need to set aside.



antlers/horns



no antlers/horns

There are sorting activities.

Directions on how to add color coding for differentiation is included.

Sort the following animals into the correct column on the previous page. If you are not sure, place it on the middle line.



deer



gorilla



buffalo



horse



mouse



cricket



moose



dog



rhinoceros



cat



caterpillar




Bull



snake

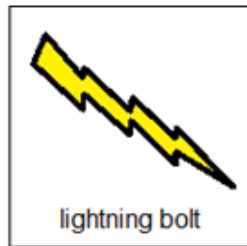





pig



goat

Who are the Big 3? What are their symbols?



There are matching activities.

Directions on how to add color coding for differentiation is included.

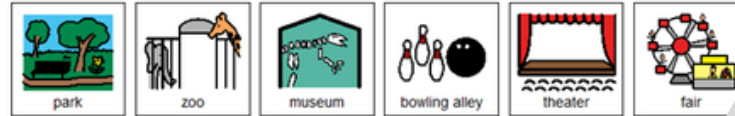
# My Field Trip

We went on a field trip to the

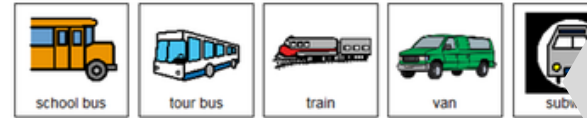


We went on a

I saw lots of great things there. My favorite was/were



I like field trips because they are



Next time, I hope we get to go to the



CH 1

Christa Joy, Special Needs for Special Kids The Picture Communication Symbols ©1981-2019 by Tobii Dynavox. All Rights Reserved Worldwide. Used with permission. Boardmaker® is a trademark of Tobii Dynavox



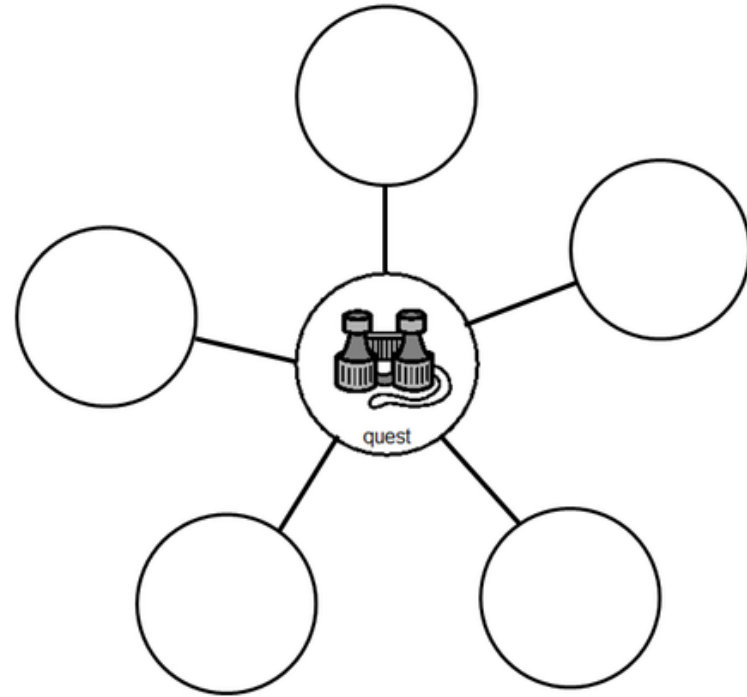
CH 1

Christa Joy, Special Needs for Special Kids The Picture Communication Symbols ©1981-2019 by Tobii Dynavox. All Rights Reserved Worldwide. Used with permission. Boardmaker® is a trademark of Tobii Dynavox

11

There are writing prompts.  
These are errorless  
activities that allow your  
students to write their own  
story.

Percy will go on a quest. What some words that describe a quest?

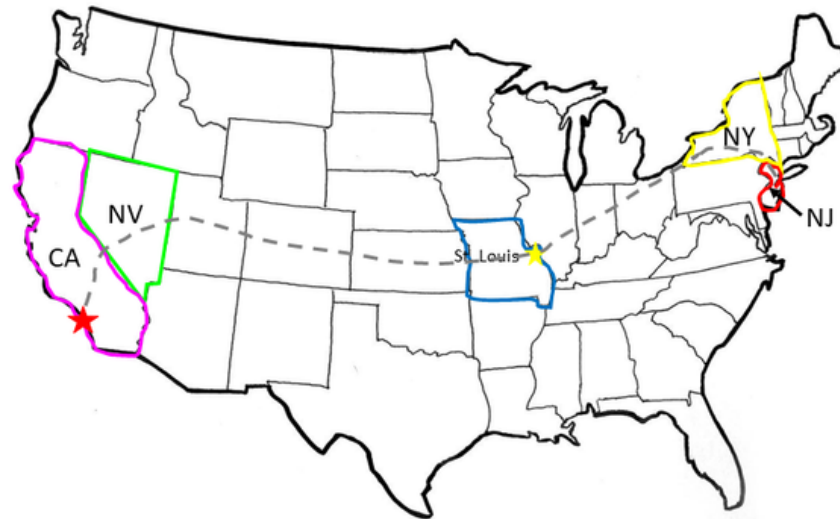


CH 9

Christa Joy, Special Needs for Special Kids  
The Picture Communication Symbols ©1981-2018 by Tobii Dynavox. All Rights Reserved  
Worldwide. Used with permission. Boardmaker® is a trademark of Tobii Dynavox

48

Percy, Annabeth, and Grover are traveling across the United States.



- Color in New Jersey (NJ) red.
- Color in New York (NY) yellow.
- Color in Missouri (St. Louis) blue.
- Color in Nevada (NV) green.
- Color in California (CA) pink.
- Trace the route they will take.

CH 14

Christa Joy, Special Needs for Special Kids The Picture Communication Symbols ©1981-2018 by  
Tobii Dynavox. All Rights Reserved Worldwide. Used with permission. Boardmaker® is a trademark  
of Tobii Dynavox

66

Because there are so many activities, you can choose the ones that fit your students the best.

### CH 3

1. What happened to Percy's dad?



2. What did Gabe ask Percy for when Percy got home?




3. Where are Percy and his mom going for three days?



4. Who does Percy like talking about at the cabin?

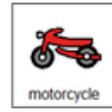
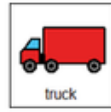


5. Who showed up at the cabin in the storm?



### CH 16


1. How will Percy and his friends travel now?





2. Who did Percy dream about this time?



3. What did Percy and his friends do to the animals on the truck?



4. Who put a special spell on the animals to keep them safe?















5. How many days had Percy and the others been in the casino?



This unit does come with comprehension questions. There are 5 questions for every chapter. Each question has 3 picture choices. They are in color and black and white.

Answer key included!!



Zeus	 Olympus	 lightning bolt	 ruled sky	 king of gods
Poseidon	 Olympus	 trident	 ruled ocean	 Percy's father
Hades	 Underworld	 helm	 3 headed dog	 ruled underworld

Finally, this unit comes with character trading cards focusing on the gods and other mythical creatures in this book. Students will create the cards by pasting the main features of each god/monster onto the card. They are in color and black and white.