

~ THE ~ LEMONADE WAR



30 activities

**chapter
questions**



Special Needs for Special Kids



These novel units are something I created and started using in my classroom. I had students with significant challenges and most were **non-readers**. They were the best thing I ever did, and my students LOVED them.

Table of Contents

Worksheet pages	Title	Chapter
5-6	Suggestions for use	
7	Story board	
8	Title and Author	1
9-10	What makes that noise	1
11-12	Things to do when you are bored	1
13	How would you feel?	2
14-16	Setting up a lemonade stand	2
17-18	Decorating a sign	2
19-20	How much can you make? (2 versions)	3
21-23	Solving word problems	3
24-26	Why did Jessie sell more lemonade?	3
27	Reading non-verbal cues	4
28-29	Fair shares practice	4
30-31	Alternatives to fighting	5
32	The Bet	5
33-34	Adding Value sorting	6
35-36	Goodwill examples sorting	6
37-38	Drawing out division	7
39-40	Crime/Not crime sorting	7

Christa Joy, Special Needs for Special Kids
The Picture Communication Symbols ©1981–2018 by Tobii Dynavox. All Rights Reserved
Worldwide. Used with permission. Boardmaker® is a trademark of Tobii Dynavox

Table of Contents

Worksheet pages	Title	Chapter
41-42	Profit Margin (2 versions)	8
43-44	Popular franchises	8
45-47	Angry vs Grouchy sorting	9
48-50	Good/Bad sport sorting	10
51	Who would win the bet?	10
52-55	Privacy social story	11
56-58	Things you can do at the beach	12
59-60	Things you do in summer or winter	13
61-62	Predicting what will happen	13
63-64	Checking your prediction	14
65-66	Opposites	14
37-72	Definitions	extra
73-74	Lemonade picture recipe	extra
75-76	Other Novel Units to Check Out	
77-78	Terms of Use	

Christa Joy, Special Needs for Special Kids
The Picture Communication Symbols ©1981–2018 by Tobii Dynavox. All Rights Reserved
Worldwide. Used with permission. Boardmaker® is a trademark of Tobii Dynavox

This novel unit has **30 different activities**. These activities are **NOT** comprehension-based. So, even if your students do not pay attention, they can still complete the activity.

Profit Margin

Profit margin in 1 can of lemonade (10 cups)

Sales:

- 10 cups for 50 ¢ per cup

Operating Costs

- Lemonade cost = \$1.00 per can
- 10 paper cups cost = 25 ¢

Profit Margin

$$\boxed{} - \boxed{} = \boxed{}$$


$$\boxed{} \div 10_{\text{cups}} = \boxed{}$$

Profit for each cup sold

Profit

Profit for 1 can of lemonade (10 cups)

Sales:

- 10  for \$1 per cup



Operating Costs

- Lemonade cost = \$1.00 per 

Profit Margin



$$\boxed{} - \boxed{} = \boxed{}$$

Profit

For example, using information from the book, this activity walks students through figuring out the profit margin.

There are 2 versions. One has pictures for more support.

Suggestions for Use

- I made this unit to go along with the book, *The Lemonade Wars* by Jacqueline Davies.
- The thought is that you would be reading it aloud to your class at a rate of about ½-1 chapter per day.
- Be sure to give each student their own copy of the story board (pg. 7-8) to use while reading and discussing the story.
- Benefits of reading out loud, even to classes made up of severely affected students:
 - Teaches students to sit quietly even when there isn't something for them to do. This is such an important life skill. We all have to spend time sitting and listening to someone we are not that interested in at some point.
 - Parents will LOVE you. Not only will they be excited their child is being exposed to age appropriate material, but you are teaching them how to sit quietly, which will hopefully transfer to home as well.
 - Even with your lowest level learners, you will have 1 or 2 that will truly enjoy the story.
 - It can be a calming experience to sit and listen to the teacher read in a methodical way.

Suggestions on how I found this activity worked best in my classroom are provided. I typically had 6-8 students with one adult assistant in the room with me.


The Lemonade War

Novel Unit for Special Education


By

Christa Joy

Special Needs for Special Kids



This entire novel unit comes in 2 separate files. One is completely in color and one is completely in black and white.



Story Board . . . and for class discussions. Laminate and make 1 copy for each student.

This unit comes with a vocabulary board.

Vocabulary boards are great for ALL students to assist with participation and engagement in group discussions.

Tips on how to use in the unit!!

Jessie sold more lemonade than her brother Evan. Why?




Place the pictures in the circle map to show why Jessie sold more lemonade.

Errorless version



Place the pictures in the circle map **ONLY IF** you think it is a reason why Jessie sold more lemonade.



There are circle maps in this unit.

Circle maps are a great way for students to see the big idea.

What are some things you can do at the beach?

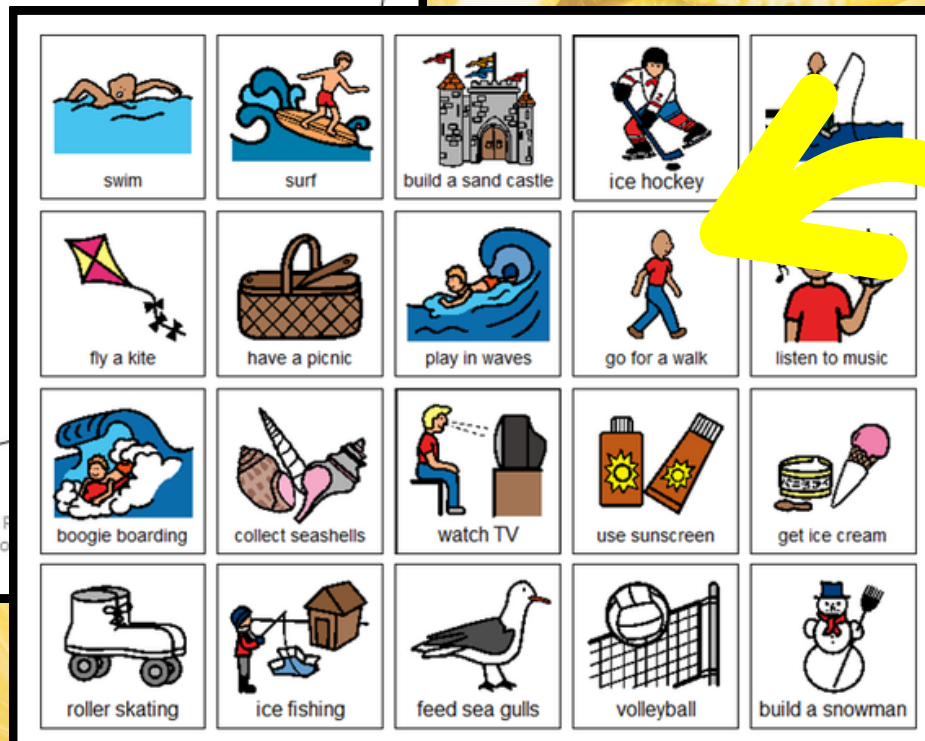

Place the following in the circle map on the previous page.



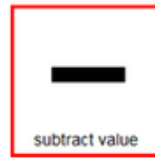

Each circle map comes with 2 choices:

An errorless option with only correct answers

An option that has wrong answers mixed in students will need to set aside.



Look at the pictures on the next page and decide if they would add or subtract value from a lemonade stand.













Sort the following into the correct column on the previous page. Remember to use color coding (page 6) if needed for differentiation.

 music	 bees	 fish crackers	 ants	 lounge chairs
 storm	 Bingo game	 onions	 potato chips	 skunk
 pretzels	 something stinky	 wading pool	 flies	 prizes
 yelling at people	 cookies	 being angry	 too expensive	 bubbles











There are sorting activities.

Directions on how to add differentiation are included.

Match the opposites using pictures on the next page.

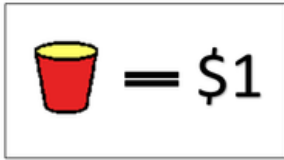
 war	<input type="text"/>	 loud	<input type="text"/>
 day	<input type="text"/>	 summer	<input type="text"/>
 sunny	<input type="text"/>	 rich	<input type="text"/>
 wet	<input type="text"/>	 sad	<input type="text"/>
 fast	<input type="text"/>	 start	<input type="text"/>







Match to the opposite on the previous page.

 winter	 quiet	 night	 peace	 happy
 finish	 slow	 stormy	 dry	 poor

There are matching activities. Directions on how to add differentiation are included.

How much money would you make if you sold lemonade for the following amount?



 \$ <input type="text"/>	 \$ <input type="text"/>
 \$ <input type="text"/>	 \$ <input type="text"/>
 \$ <input type="text"/>	 \$ <input type="text"/>

Jessie goes to the store to get lemons for the lemonade stand. She needs 10 lemons. Her mom already has 4 lemons in the refrigerator. How many more lemons will Jessie need to buy?

_____ - _____ = _____



Evan was not really breaking the law by selling lemonade without a permit, but it was something he should not do. It is important to know what is and is not a crime.



Sort into correct column on previous page

 steal	 shop	 mow the lawn	 speeding
 fight	 eat dinner	 drugs	 wash the dog
 play game	 rob	 watch tv	 assassinate

Because there are so many activities, you can choose the ones that fit your students the best.

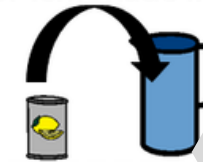
Lemonade Recipe

Items needed:



Directions

1. Empty the can of lemonade into the pitcher



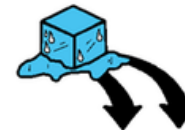
2. Add 4 cans of water



3. Stir



4. Add ice



5. Pour into cups and enjoy!



There is a picture recipe for lemonade included.


RECIPE




1. What are Evan and Jessie setting up when the mail comes?





2. What does the letter say?



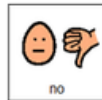
3. Who was happy about the letter?



4. Who does Jessie find in the garage helping Evan set up a lemonade stand?



5. Did the boys let Jessie join them?




Christa Joy, Special Needs for Special Kids

The Picture Communication Symbols ©1981–2020 by Tobii Dynavox. All Rights Reserved
Worldwide. Used with permission. Boardmaker® is a trademark of Tobii Dynavox


1. Where did Jessie sneak into?



2. What does Jessie find in Evan's room?



3. Who does Jessie tell about her war with Evan?



4. What is Evan going to use to sell his lemonade?



5. What does Jessie put in Evan's lemonade when he is not looking?



Christa Joy, Special Needs for Special Kids

The Picture Communication Symbols ©1981–2020 by Tobii Dynavox. All Rights Reserved
Worldwide. Used with permission. Boardmaker® is a trademark of Tobii Dynavox

This unit does come with comprehension questions.

There are 5 questions for every chapter. Each question has 3 picture choices. They are in color and black and white.

Answer key included!!

I also have a novel study for
the sequel,
The Lemonade Crime.



[CLICK HERE](#)

