

Special Ed

LEAF MAN



LITERACY UNIT



Special Needs for Special Kids

ALSO INCLUDES GOOGLE SLIDES



These literacy units are something I created and started using in my classroom. I had students with significant challenges and most were **non-readers**. This is a great way to expose all students to some great books.

Leaf Man

Literacy Unit for Special Education

By
Christa Joy
Special Needs for Special Kids



Table of Contents

| Worksheet pages | Title |
|-----------------|---|
| 4-5 | Story Board |
| 6-9 | Circle map: what Leaf Man saw |
| 10 | Reading a compass |
| 11-13 | Sort leaves/not leaves |
| 14-15 | Matching leaves to object it looks like |
| 16-18 | Writing prompt: What Leaf Man Saw |
| 19-20 | Terms of Use |

Also included in this resource as separate files:

- Links and directions to digital activities that include the book read aloud from YouTube
- Activities in black and white


This unit has 5 activities to go with this book to last a full week of instruction.

There are 2 separate files, one in color and one in black and white.

This unit comes with a storyboard.

Storyboards are great for ALL students to assist with participation and engagement in group discussions.


Tips on how to use in the unit!!




What are some things Leaf Man saw on his travels?

Errorless version

Place the pictures in the circle map on previous page showing things Leaf Man saw.




Place the pictures in the circle map on previous page **ONLY IF** they were things Leaf Man saw.



Christa Joy, Special
The Picture Communication Symbols ©1981
Worldwide. Used with permission. Boar

There is a circle map showing things Leaf Man saw on his travels. There is an option that only has correct answers and one that has wrong answers mixed in.



Look at the location of each object in relation to Leaf Man. Using the compass, determine which one is north, south, east and west.



| | |
|------------|----------------------|
| NORTH N | <input type="text"/> |
|------------|----------------------|


| | |
|-----------|----------------------|
| EAST E | <input type="text"/> |
|-----------|----------------------|

| | |
|------------|----------------------|
| SOUTH S | <input type="text"/> |
|------------|----------------------|







| | |
|-----------|----------------------|
| WEST W | <input type="text"/> |
|-----------|----------------------|




There is an activity where students will use a compass to show where different things were located that Leaf Man saw.




Look at each group of leaves. Find the animal you think it looks like below.

| | | | |
|--|--------------------------|---|--------------------------|
|  | <input type="checkbox"/> |  | <input type="checkbox"/> |
|  | <input type="checkbox"/> |  | <input type="checkbox"/> |
|  | <input type="checkbox"/> |  | <input type="checkbox"/> |




Students will match the animal that is made from a group of leaves.





Students will sort pictures that are and are not leaves. Suggestions for differentiation are included.



What the Leaf Man saw

The wind blew me away from my home in the

I flew over some



I saw some on my windy travels.

At one point, I got stuck in a

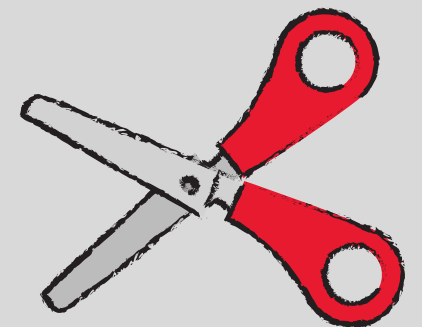
Eventually, a picked me up and took me home.

Christa Joy, Special Needs for Special Kids The Picture Communication Symbols ©1981–2019 by Tobii Dynavox. All Rights Reserved Worldwide. Used with permission. Boardmaker® is a trademark of Tobii Dynavox

| | | | | |
|----------|-----------|-----------|-------------|-----------|
| barn | orchard | forest | park | |
| fields | ponds | farms | playgrounds | |
| raccoons | opossums | squirrels | bears | turtles |
| bush | pine tree | fence | puddle | rose bush |
| boy | girl | crow | hedgehog | mouse |

Christa Joy, Special Needs for Special Kids The Picture Communication Symbols ©1981–2019 by Tobii Dynavox. All Rights Reserved Worldwide. Used with permission. Boardmaker® is a trademark of Tobii Dynavox

Students will write their own story about what Leaf Man saw. This is an errorless activity that allows students to write their own story independently.

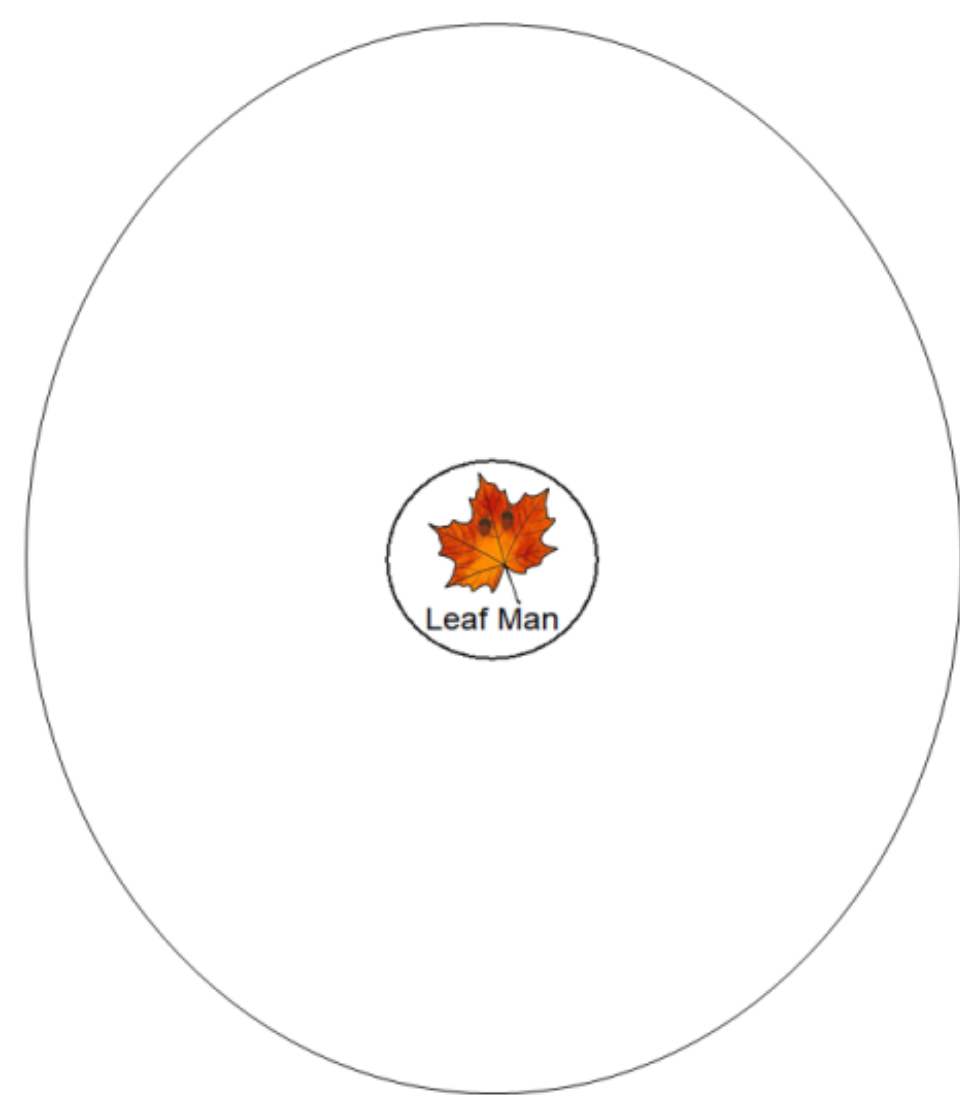


Listen to
the book
read aloud



There is a video of the book
read aloud. This is a video
from YouTube.

















Place the pictures in the circle map showing the things Leaf Man saw on his travels.

| | | | |
|---|--|--|---|
|  chickens |  mountains |  butterflies |  pumpkins |
|  turkey |  orchard |  meadow |  cow |
|  lake |  river | | |

There are digital versions of the activities included. Students click and drag the answers.

| | | | |
|--|---|--|---|
|  |  |  |  |
|  |  |  |  |
|  |  |  |  |

Look at each group of leaves. Find the animal you think it looks like below.

| | | |
|---|---|---|
|  |  |  |
|  |  |  |

There are 2 sets, one that includes differentiation shown here.

This resource comes in a zipped folder. You will need to unzip the folder to access all the contents which include:

- *Activities in color*
- *Activities in black and white*
- *Links and directions to digital activities*