

# LATKES AND APPLE SAUCE

## A HANUKKAH STORY

Special Ed



Special Needs for Special Kids

LITERACY UNIT


ALSO INCLUDES GOOGLE SLIDES



These literacy units are something I created and started using in my classroom. I had students with significant challenges and most were **non-readers**. This is a great way to expose all students to some great books.

Latkes and Applesauce  
Hanukkah Literacy Unit  
for Special Education

By  
Christa Joy  
Special Needs for Special Kids



## Table of Contents

Worksheet pages	Title
4-6	Storyboard
7-12	Circle map on Hanukkah
13-16	Vote: do you believe in miracles?
17-21	Idioms
22-25	Sorting where food grows
26-28	Count the number of candles lit
29-32	Writing prompt: The Miracle
33-39	Latkes recipe
40-48	Applesauce recipe
49-50	Terms of Use


In a separate file, there are directions and links to digital versions of these activities.

*This unit has 6 activities plus 2 picture recipes to go with this book to last a full week of instruction.*





This unit comes with a storyboard.

Storyboards are great for ALL students to assist with participation and engagement in group discussions.

Tips on how to use in the unit!!



Place the things in the circle map that relate to Hanukkah.

 dreidel	 menorah	 gelt	 doughnuts
 singing songs	 nights/days	 potato pancake	 gifts




Place the things in the circle map **ONLY IF** they relate to Hanukkah.

 dreidel	 Christmas tree	 gelt	 doughnuts
 singing songs	 nights/days	 stocking	 gifts
 Santa Claus	 menorah	 potato pancake	 nativity

ChristaJoy  
The Picture Communication Symb  
Worldwide. Used with permiss

There is a circle map about Hanukkah. There is an option that only has correct answers and one that has wrong answers mixed in.



## What is a Miracle?

A miracle is often defined as something that happens which cannot be explained. Many people believe that the power of God or some other unknown force is involved.

Hundreds of years ago, miracles were often used as evidence that God was at work. People were healed or even brought back to life after they had died.

Today, many people believe miracles still occur. Here are some examples of modern miracles.


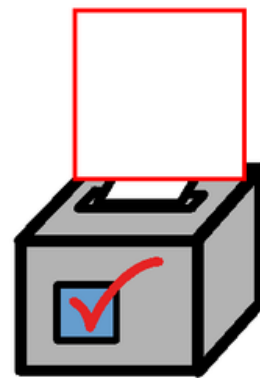
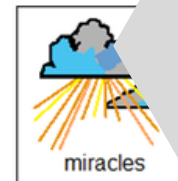

1. In 2015, A "mysterious voice" led rescuers to find child who survived for 14 hours in submerged car.
2. Ruby Graupera-Cassimiro came back to life. She had no pulse for 45 minutes when her heart started to beat again on its own.
3. President Jimmy Carter was diagnosed with brain cancer. He was not expected to live for very long. But, this past December, with the help of doctors and medications, he announced his cancer was completely gone.
4. After being in a wheelchair for 22 years, Delia was able to walk again after attending a prayer service by Pastor Morris.

Some people believe in miracles, and some do not. That is ok. It still and interesting thing to think about.

Christa Joy, Special Needs for Special Kids The Picture Communication Symbols ©1981-2019 by Tobii Dynavox. All Rights Reserved Worldwide. Used with permission. Boardmaker® is a trademark of Tobii Dynavox

2

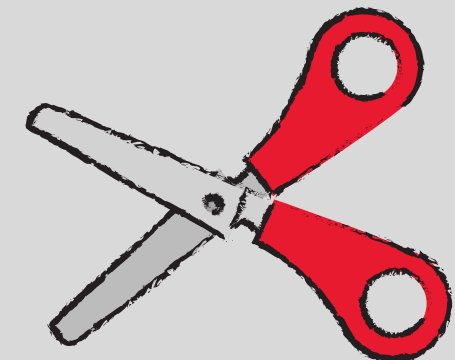
Time to vote!! Do you believe in miracles?



Christa Joy, Special Needs for Special Kids The Picture Communication Symbols ©1981-2019 by Tobii Dynavox. All Rights Reserved Worldwide. Used with permission. Boardmaker® is a trademark of Tobii Dynavox

3

Students will learn about some famous miracles and then vote on whether or not they believe in miracles. This is an errorless activity.



Papa says the name the kids give the kitten or dog must "fit like a glove." He means the name should reflect the personality of the animal. Sometimes we use expressions that mean something else. This is called an idiom. See if you can figure out the idioms below.

break a leg

piece of cake

apple

bedtime

hit the sack

love

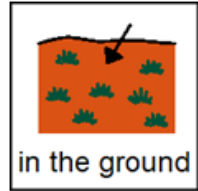

easy

















good luck

angry


There is an idiom used throughout the story. In this activity, students will match the meaning of each common idiom. Suggestions for differentiation are included.

Where does the fruit or vegetable grow?











 apple	 banana	 potato	 beets
 pear	 carrot	 peach	 onions
 radishes	 coconut	 parsley	 cherries
 lemon	 yam	 peanuts	 orange

Students will sort food that grows in the ground and food that grows in trees. Suggestions for differentiation are included.





Count the number of candles lit on each menorah.

 <input type="text"/>	 <input type="text"/>
 <input type="text"/>	 <input type="text"/>
 <input type="text"/>	 <input type="text"/>
 <input type="text"/>	 <input type="text"/>

Optional numbers to use if students do not want to want to write in the number themselves.

1	2	3	4
5	6	7	8

Students will count the number of candles lit on the Menorah. There are numbers included for students who need more support.



# The Miracle

I looked out the window and saw a .

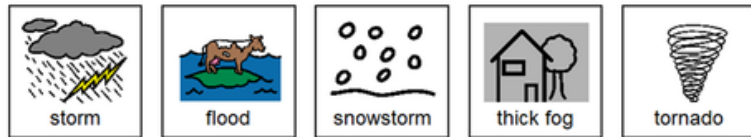
I was almost out of  and knew I could not get to the store.

Then I heard a  at the door.

It was a  and was sitting next to a basket.


The basket was full of . It was a miracle!!

Christa Joy, Special Needs for Special Kids The Picture Communication Symbols ©1981-2019 by Tobii Dynavox. All Rights Reserved Worldwide. Used with permission. Boardmaker® is a trademark of Tobii Dynavox




Christa Joy, Special Needs for Special Kids The Picture Communication Symbols ©1981-2019 by Tobii Dynavox. All Rights Reserved Worldwide. Used with permission. Boardmaker® is a trademark of Tobii Dynavox

There is a writing prompt. Students will write a story about a miracle. This is an errorless activity.



## Ingredient Labels

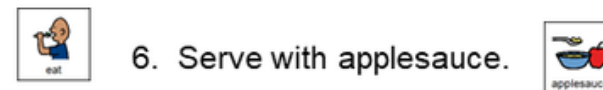
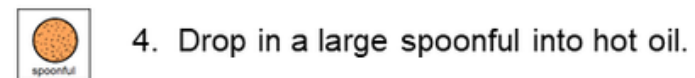
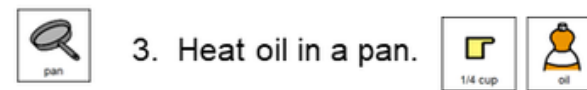

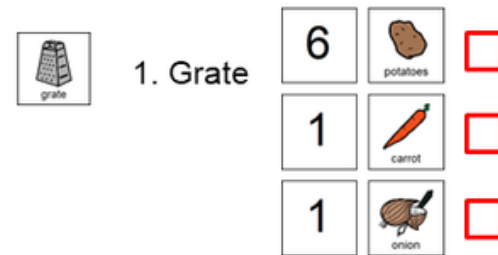


Or  
The Picture Communication  
Worldwide. Used with

## Ingredient Labels




## Directions



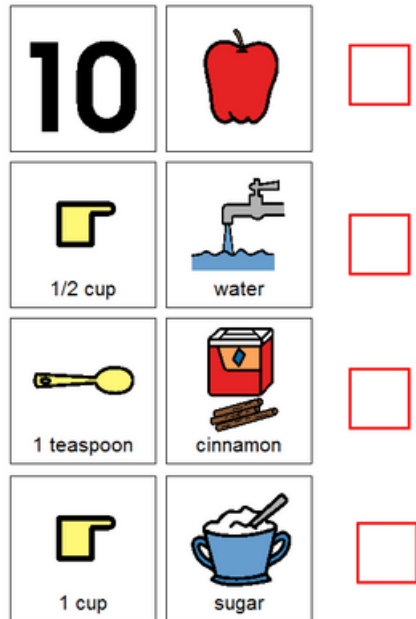
Christa Joy, Special Needs for Special Kids  
The Picture Communication Symbols ©1981–2018 by Tobii Dynavox. All Rights Reserved  
Worldwide. Used with permission. Boardmaker® is a trademark of Tobii Dynavox

There are 2 picture recipes. This one is for latkes.





## Ingredient Labels



## Ingredients



## Directions

-  1. Check to make sure you have all the ingredients
-  2. Peel and core apples and cut into chunks.
-  3. Put all ingredients into crock pot.
-  4. Cook for 8 hours

## Cooking

1. Peel and core apples



2. Cut apples into chunks.



3. Put everything in crock pot.



4. Cook 8 hours.



This one is for applesauce. Both recipes are in color and black and white.









Listen to the  
book read  
aloud



There is a video of the book  
read aloud from YouTube in  
case you cannot find a copy  
of the book.



# Make great independent learning centers

 <input data-bbox="372 418 535 569" type="text"/>	 <input data-bbox="880 418 1044 569" type="text"/>
 <input data-bbox="372 696 535 847" type="text"/>	 <input data-bbox="880 696 1044 847" type="text"/>
 <input data-bbox="372 1008 535 1159" type="text"/>	 <input data-bbox="880 1008 1044 1159" type="text"/>
 <input data-bbox="372 1303 535 1454" type="text"/>	 <input data-bbox="880 1303 1044 1454" type="text"/>












Count the number of candles lit on the Menorah. Type the correct number to each box.

There are digital versions of the activities included. Students type in or click and drag the answers.

# Perfect for every learning level



Decide if each food grows on a tree or in the ground. If you are not sure, leave it on this side.

 <p>apple</p>	 <p>banana</p>	 <p>potato</p>	 <p>beets</p>
 <p>pear</p>	 <p>carrot</p>	 <p>peach</p>	 <p>onion</p>
 <p>radishes</p>	 <p>coconut</p>	 <p>parsley</p>	 <p>cherries</p>
 <p>lemon</p>	 <p>yam</p>	 <p>peanuts</p>	 <p>orange</p>

The Picture Communication Symbols ©1981-2019 by Tobii Dynavox. All Rights Reserved Worldwide. Used with permission. Boardmaker® is a trademark of Tobii Dynavox

There are 2 sets of slides, one that includes differentiation.