


Special Ed



**KITTEN'S FIRST FULL
MOON
LITERACY UNIT**



Special Needs for Special Kids

ALSO INCLUDES GOOGLE SLIDES



These literacy units are something I created and started using in my classroom. I had students with significant challenges and most were **non-readers**. This is a great way to expose all students to some great books.

Kitten's First Full Moon

Literacy Unit for Special Education

By
Christa Joy
Special Needs for Special Kids


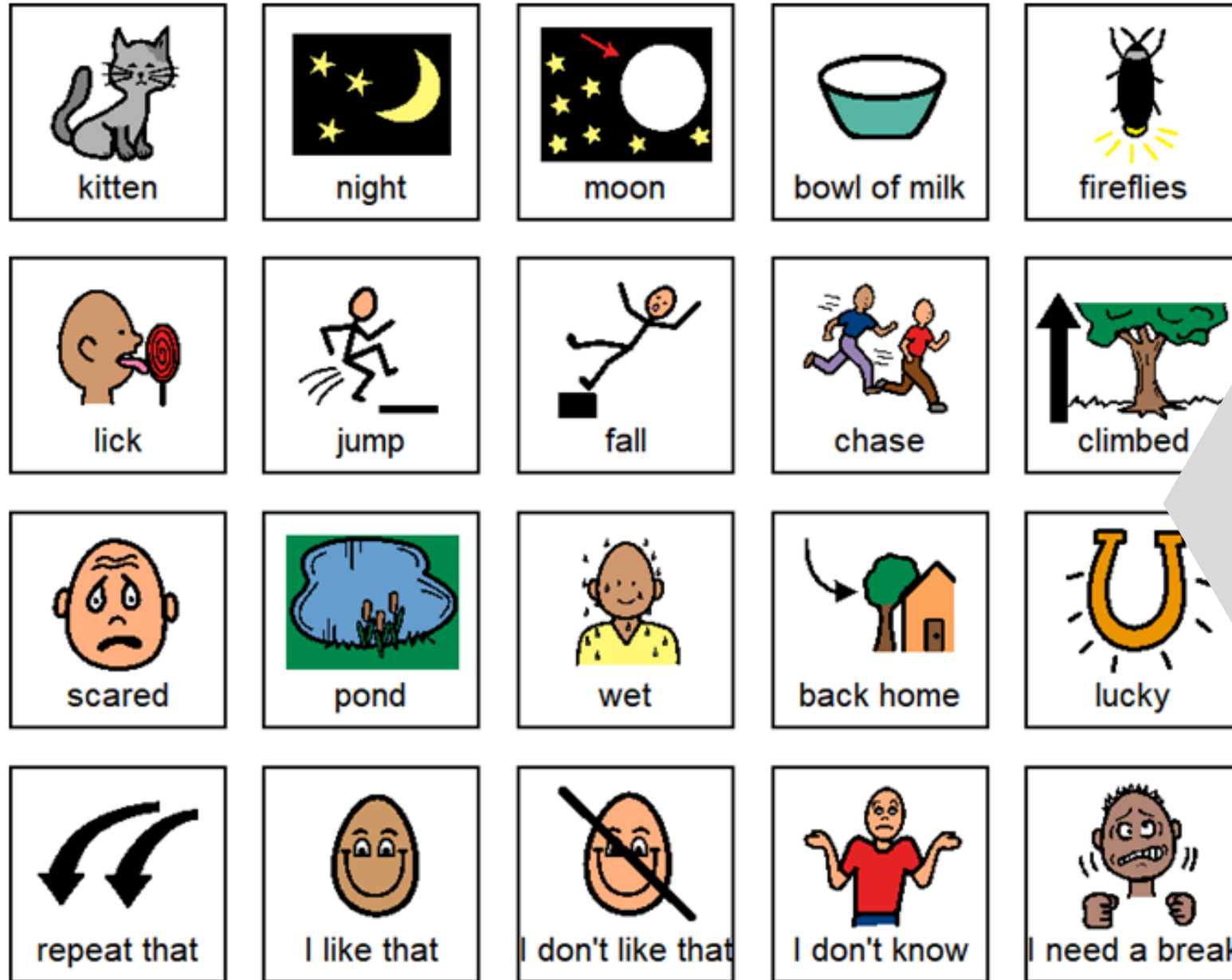


Table of Contents

Worksheet pages	Title
4-6	Story Board
7-12	Circle map: things that are white
13-17	Circle map: things that are round
18-22	Match the verb with the noun
23-26	Sorting verbs and adjectives
27-30	Writing prompt: The Curious Kitten
31-32	Terms of Use

In a separate file, there are directions and links to digital versions of these activities.

This unit has **32 pages** plus **12 google slides**. There are 5 activities to go with this book to last a full week of instruction.



This unit comes with a storyboard.

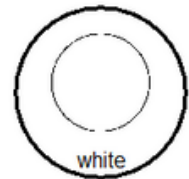
Storyboards are great for ALL students to assist with participation and engagement in group discussions.

Tips on how to use in the unit!!

What are some things that are white?

Errorless version

Place some things in the circle map that are normally white.




Place the following on the previous page **ONLY IF** they are things that are normally white.



Christa Joy, Special Needs for Special Kids The Picture Communication Symbol
Dynavox. All Rights Reserved Worldwide. Used with permission. Boardmaker
Dynavox

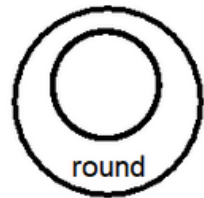

There is a circle map showing things normally white. There is an option that only has correct answers and one that has wrong answers mixed in.




What are some things that are round?

Errorless version


Place some things in the circle map that are normally round.









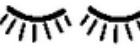
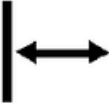
Place the following on the previous page **ONLY IF** they are things that are normally round.











There is a circle map showing things normally round. There is an option that only has correct answers and one that has wrong answers mixed in.




Look at each verb below and match it to the noun from the story.

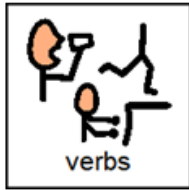
 licked	<input type="text"/>	 wiggled	<input type="text"/>
 chased	<input type="text"/>	 climbed	<input type="text"/>
 leaped into	<input type="text"/>	 drank	<input type="text"/>
 closed	<input type="text"/>	 stretched	<input type="text"/>

Match best noun that goes with each verb on the previous page.


 neck	 firefly	 moon	 pond
 milk	 tree	 tail	 eyes

There is a matching activity where students match the noun with the verb using examples from the book. Suggestions for differentiation are included.





verbs




adjectives

Sorting activity cards:

- lick
- tired
- hungry
- close
- stretch
- little
- wiggle
- big
- chase
- climb
- scared
- tall
- wet
- sad
- drink
- leap


Special Needs for Special Kids
 The Picture Communication Symbols ©1981–2018 by Tobii Dynavox. All Rights Reserved
 Worldwide. Use without permission. Boardmaker® is a trademark of Tobii Dynavox


There is a sorting activity
 sorting verbs and
 adjectives from the book.
 There are suggestions for
 differentiation included.







The Curious Kitten

There once was a very curious kitten with  fur.

Late one night, she escaped through the  to go exploring.

She saw a  and chased it down the sidewalk.

She got scared when she heard a .

She even found a  to play with. It was a great night!!



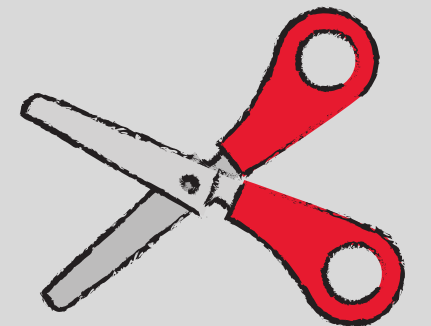
Color in the circle.



Christa Joy, Special Needs for Special Kids The Picture Communication Symbols ©1981-2019 by Tobii Dynavox. All Rights Reserved Worldwide. Used with permission. Boardmaker® is a trademark of Tobii Dynavox

Christa Joy, Special Needs for Special Kids The Picture Communication Symbols ©1981-2019 by Tobii Dynavox. All Rights Reserved Worldwide. Used with permission. Boardmaker® is a trademark of Tobii Dynavox

Students will write a story about a curious kitten. This is an errorless activity that allows students to write their own story independently.




Listen to
the book
read
aloud




*There is a video of the
book read aloud. This is
a video from YouTube.*






Place pictures in circle map showing some things normally white.





There are digital versions of the activities included. Students click and drag the answers.






The Curious Kitten

There once was a very curious kitten with  fur.

Late one night, she escaped through the  to go exploring.

She saw a  and chased it down the sidewalk.

She got scared when she heard a .

She even found a  to play with. It was a great night!!

Choose a picture to finish each sentence.



 open door	 open window	 garage	 gate	
 firefly	 butterfly	 feather	 cricket	
 dog	 alarm	 wolf	 owl	 trash truck
 ball of string	 black cat	 puppy	 feather	 toad

There are 2 sets, one that includes differentiation shown here.



I realize there will be some students out there unable to do cutting activities. I have a blog post with ways to complete activities without a pair of scissors!!

[**Click Here to read more!!**](#)