

**For  
Special  
Ed**



**Juneteenth**



**ALSO INCLUDES GOOGLE SLIDES**



*This unit was created with this guy in mind. He has autism and an intellectual disability. He is a non-reader, and loves the sound of piano keys. With some support he is able to do this unit, and enjoys the challenge. He is my tester!!*



# Juneteenth Unit

By  
Christa Joy  
Special Needs for Special Kids



Christa Joy, Special Needs for Special Kids  
The Picture Communication Symbols ©1981–2019 by Tobii Dynavox. All Rights Reserved  
Worldwide. Used with permission. Boardmaker® is a trademark of Tobii Dynavox

## Table of Contents

Pages	Activity
4-5	Vocabulary board
6-9	Circle map
10-11	Calendar activity
12	Color the flag
13-15	Writing prompt
16-17	Close worksheet
18-19	Terms of Use

Also included in this resource as separate files:

- Links and directions to digital activities
- PowerPoint **(this is the book in the lesson plan)**
- Voice recorded PowerPoint
- Activities in black and white

Christa Joy, Special Needs for Special Kids  
The Picture Communication Symbols ©1981–2019 by Tobii Dynavox. All Rights Reserved  
Worldwide. Used with permission. Boardmaker® is a trademark of Tobii Dynavox

*This unit contains 5 activities  
plus 10 google slides.*

*It comes in 2 separate files. One  
in color and one in black and  
white.*





It commemorates the freedom of slaves in the United States.

© Christa Joy, SNSK

*There is a 15-page book with simple text and engaging photos.*

*It comes in a PowerPoint version as well as a movie version you can use in google slides.*



Many take part in parades, marches and barbeques. They come together and remember the struggle it took for them to be free and recognize their achievements.

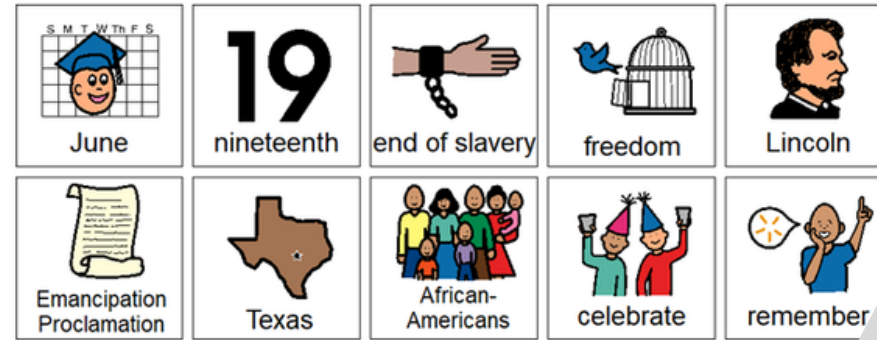
© Christa Joy, SNSK



# Juneteenth

Errorless version

Cut apart pictures and place in circle map about Juneteenth.



Cut apart pictures and place in circle map **ONLY IF** they relate directly to Juneteenth.



Christa Joy, SpEd  
The Picture Communication Symbols ©  
Worldwide. Used with permission.

There is a circle map that reviews the main points from the book. This is an errorless activity.

There are 2 versions:

- errorless
- wrong answers mixed in to set aside

# Juneteenth



## JUNE 2023


Sun	Mon	Tue	Wed	Thu	Fri	Sat
28	29	30	31	1	2	3
4	5	6	7	8	9	10
11	12	13	14	15	16	17
18	19	20	21	22	23	24
25	26	27	28	29	30	1

*Students will identify Juneteenth on a calendar.*

*The calendar is updated annually.*



Color in the Juneteenth flag.



©ChristaJoy, SNSK

Students will color in the flag commonly used in Juneteenth celebrations.

# Juneteenth





Juneteenth is a  holiday.

I plan to celebrate with my .

We are going to go to a .


We will take time to remember .

This holiday shows how  people can be.



There is a writing prompt for students to complete. This is a great way for students to write their own stories. It is an errorless activity.





# Juneteenth



Juneteenth is a holiday on June

Juneteenth commemorates the end to

was the first state to make Juneteenth a holiday.


Slavery ended when

signed the



slavery

June



Lincoln



Texas



African-Americans

day to many

19  
nineteen

There is a fill-in-the-blank worksheet highlighting some main points about Juneteenth.



# JUNETEENTH




By Christa Joy

*This unit also includes digital versions of the activities.*

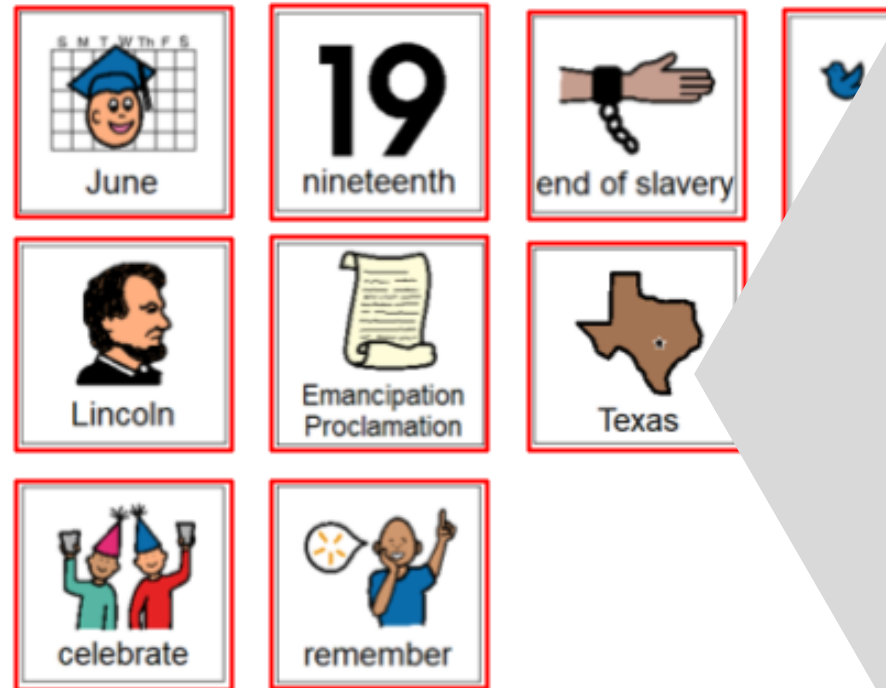
*Students can watch a movie book version of the book rather than printing it out.*



**Great for review**



Place the following pictures in the circle map to show facts about Juneteenth.



Each activity is set up so students can click and drag answers. No typing is required.

# Perfect for every learning level



## Juneteenth



Juneteenth is a holiday on June



Juneteenth commemorates the end to



 was the first state to make Juneteenth a holiday.


Slavery ended when

 signed the Emancipation Proclamation.

Juneteenth is an important holiday to many



Use the following pictures to complete the facts about Juneteenth.



The second set of slides uses color for differentiation and extra support for students who may need it. Mix and match slides from both sets to make the perfect set for each student.



*This resource comes in a zipped folder. You will need to unzip the folder to access all the contents which include:*

- *Juneteenth activities in color*
- *Juneteenth activities in black and white*
- *Voice-recorded PowerPoint show*
- *Juneteenth book (PowerPoint) to use with activities*
- *Links and directions to digital activities*