

Special Ed



LITERARY UNIT



Special Needs for Special Kids

ALSO INCLUDES GOOGLE SLIDES



These literacy units are something I created and started using in my classroom. I had students with significant challenges and most were **non-readers**. This is a great way to expose all students to some great books.

# Joseph Had a Little Overcoat

Literacy Unit for Special Education

By  
Christa Joy  
Special Needs for Special Kids

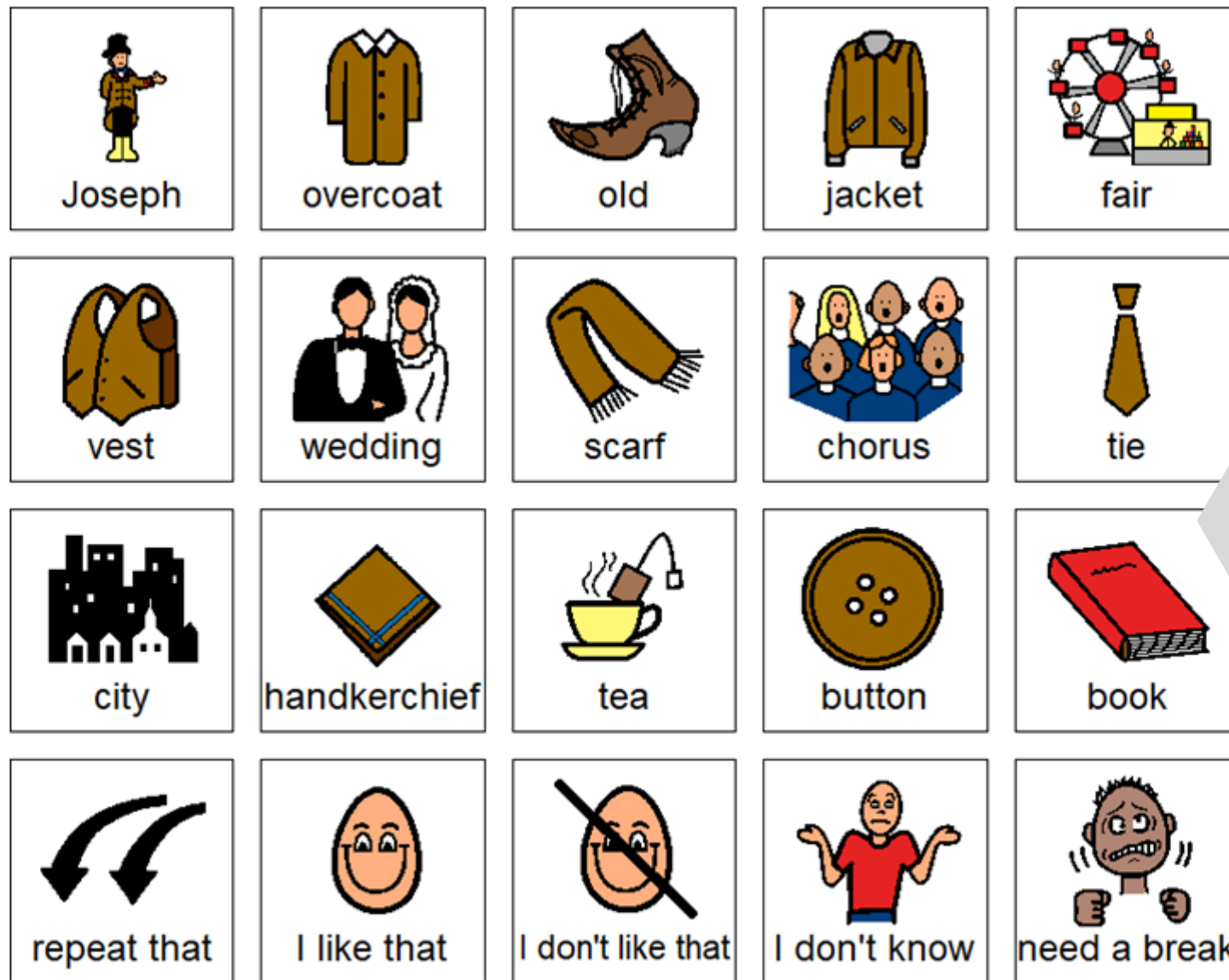


## Table of Contents

Worksheet pages	Title
4-6	Story Board
7-12	Circle map: things made from an overcoat
13-15	Word map for overcoat
16-18	Sequence what Joseph made
19-23	What could you make from this?
24-27	Writing prompt: My little overcoat
28-29	Terms of Use

In a separate file, there are directions and links to digital versions of these activities.

This unit has 29 pages plus 12 google slides. There are 5 activities to go with this book to last a full week of instruction.



Christa Joy, Special Needs for Special Kids  
 The Picture Communication Symbols ©1981–2018 by Tobii Dynavox. All Rights Reserved  
 Worldwide. Used with permission. Boardmaker® is a trademark of Tobii Dynavox

This unit comes with a storyboard.

Storyboards are great for ALL students to assist with participation and engagement in group discussions.

Tips on how to use in the unit!!

What are some things Joseph did or *could have* made from his overcoat?

Cut apart the pictures and place in circle map showing things that could be made from Joseph's overcoat.



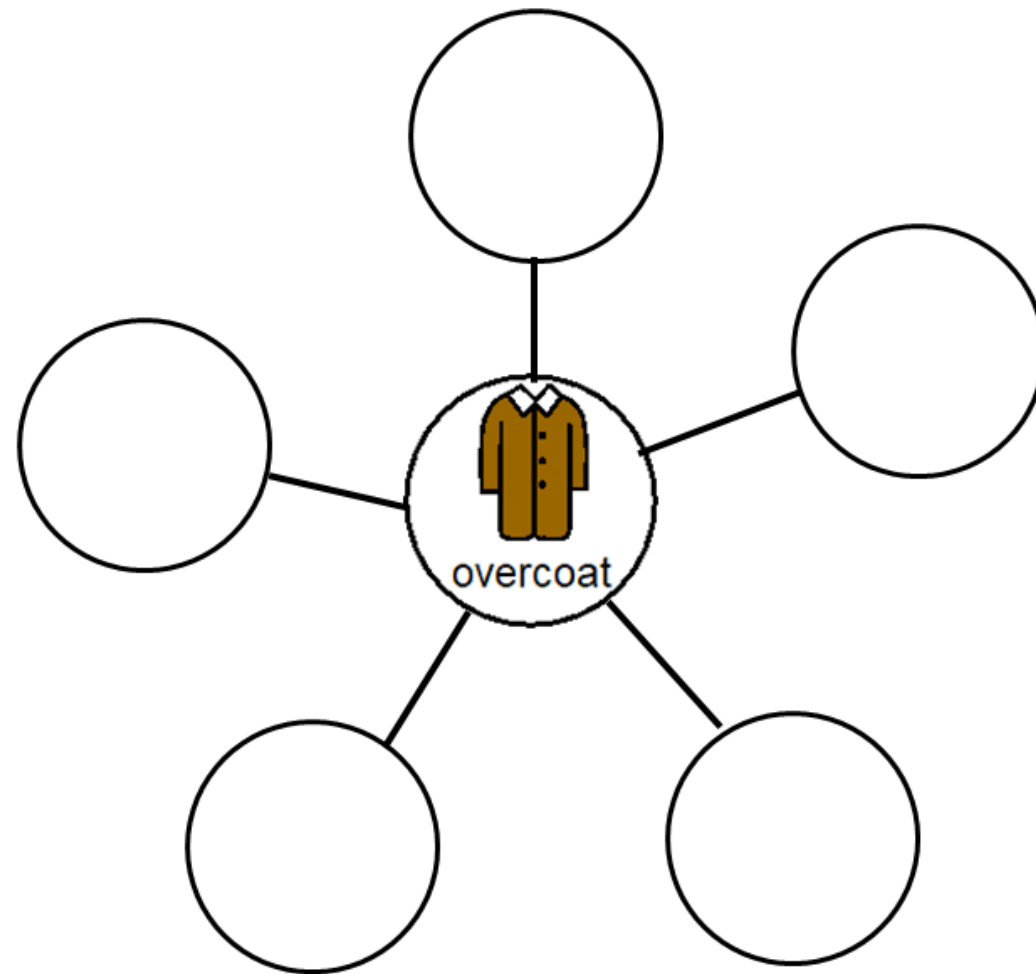
Cut apart the pictures and place in circle map **ONLY IF** they are things that could have been made with the overcoat.




There is a circle map showing things you could make from an overcoat. There is an option that only has correct answers and one that has wrong answers mixed in.



What is an overcoat?



Students will complete a word map identifying synonyms for an overcoat. This is an errorless activity.




## Joseph's Overcoat

Eight empty boxes connected by horizontal arrows, intended for sequencing the items used to make an overcoat.











Christa Joy, Special Needs for Special Kids  
The Picture Communication Symbols ©1981–2019 by Tobii Dynavox. All Rights Reserved  
Worldwide. Used with permission. Boardmaker® is a trademark of Tobii Dynavox









Students will sequence what Joseph made from an overcoat. Suggestions for differentiation are included.




Joseph learned you can always make something out of nothing.  
 What could you make with the following items?

 strawberries	<input type="text"/>	 milk	<input type="text"/>
 lemon	<input type="text"/>	 wool	<input type="text"/>
 logs	<input type="text"/>	 tomatoes	<input type="text"/>
 grain	<input type="text"/>	 roses	<input type="text"/>

Match the meaning to the item on the previous page.

 cabin	 ketchup	 arrangement	 flour
 lemonade	 sweater	 jam	 milkshake

Students match what can be made from various objects to tie in with the theme you can make something from nothing.

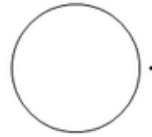




# My Little Overcoat



My little overcoat was the color



It got some holes, so I made it into a



I wore it to the



After a while, it got some holes as well, so I made a

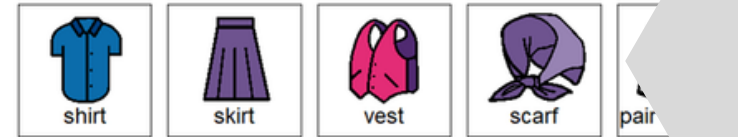


When I went to the  
it.


everyone said they loved



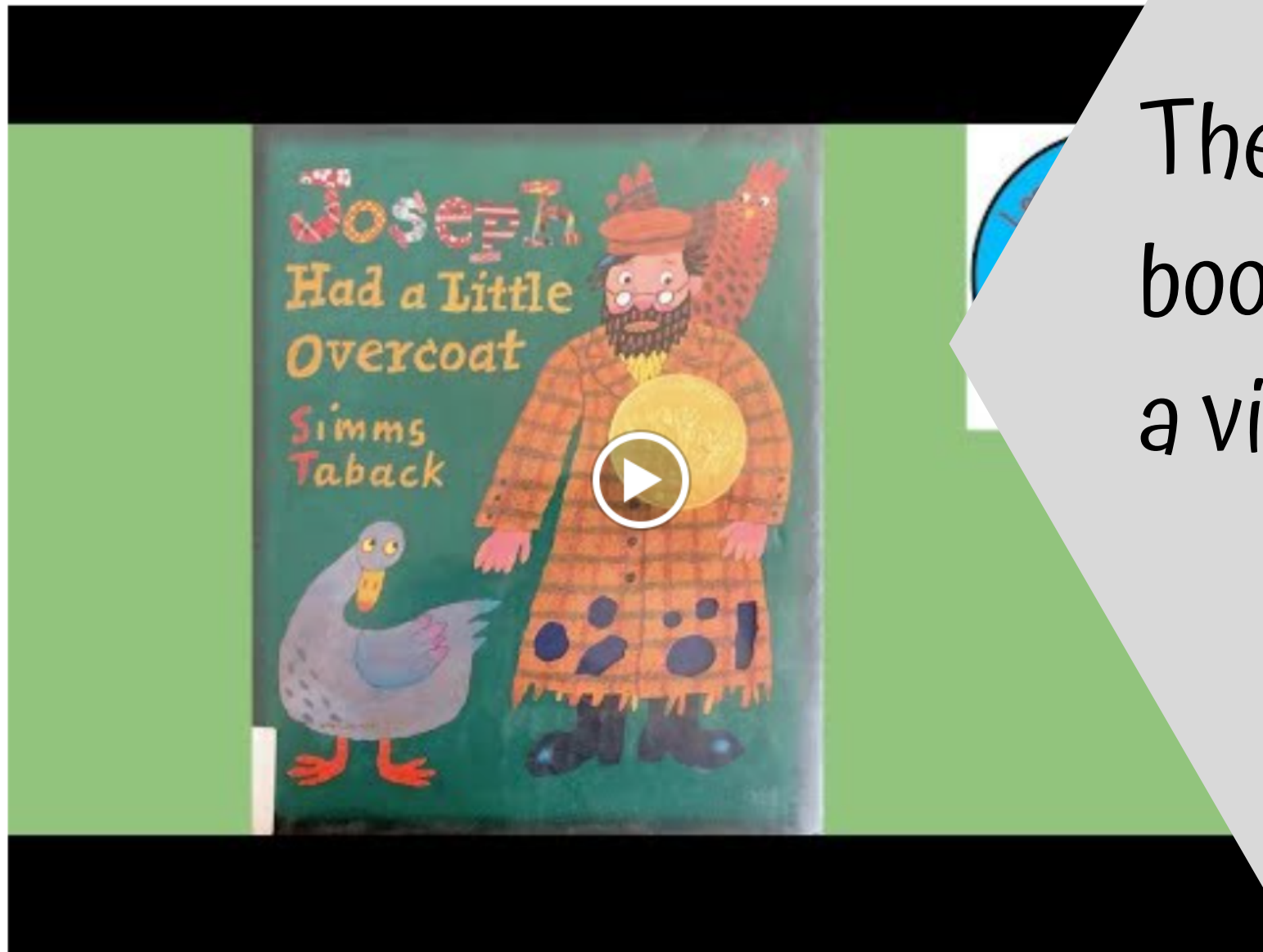
Color in the circle



Students will write their own story about their own overcoat. This is an errorless activity that allows students to write their own story independently.



Listen to Joseph  
Had a Little  
Overcoat read  
aloud



There is a video of the  
book read aloud. This is  
a video from YouTube.





overcoat

What are some things Joseph did or *could have* made from his overcoat? Place the pictures in the circle map **ONLY IF** you think it could have been made from the overcoat.



vest



cap



scarf



button



tie



jacket



sunglasses



socks



rain boots



handkerchief



gloves



watch



sneakers



















roller skates



t-shirt

There are digital versions of the activities included. Students click and drag the answers.

 strawberries		 milk	
 lemon		 wool	
 logs		 tomatoes	
 grain		 roses	

Joseph learned you can always make something out of nothing. What could you make with the following items?

 cabin	 ketchup	 arrangement
 flour	 lemonade	 sweater
 jam	 milkshake	

There are 2 sets, one that includes differentiation shown here.



I realize there will be some students out there unable to do cutting activities. I have a blog post with ways to complete activities without a pair of scissors!!

**[Click Here to read more!!](#)**