


Special Ed

JAMIE O'ROURKE AND THE BIG POTATO

LITERACY UNIT



INCLUDES GOOGLE SLIDES



For students who:

- are emerging or non-readers
- take alternate assessments
- are in special education
- short-attention span
- lack pre-requisite skills
- benefit from the use of pictures for support

Jamie O'Rourke and the Big Potato

Literacy Unit for Special Education

By

Christa Joy

Special Needs for Special Kids



Table of Contents

Worksheet pages	Title
4-5	Story Board
6-9	Circle map: Things made with potatoes
10-11	What does a potato need to grow
12-14	Sort hard vs easy jobs
15-16	Sort food that goes above or below the ground
17-19	Writing prompt: My wish
20-21	Terms of Use




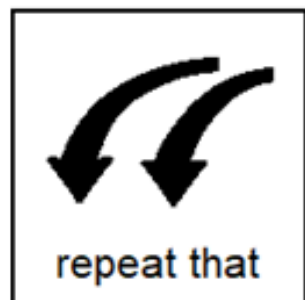

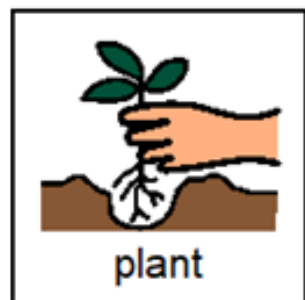
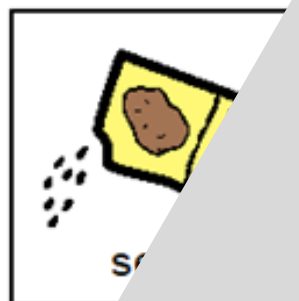
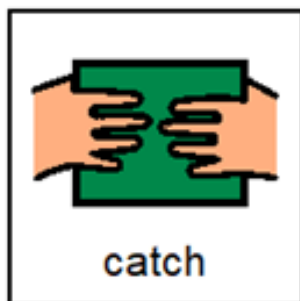
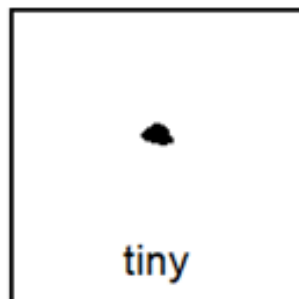


In a separate files:

- Directions and links to digital versions
- Activities in black and white

5 activities

This unit has 5 activities to go with this book to last a full week of instruction.

There are 2 separate files, one in color and one in black and white.



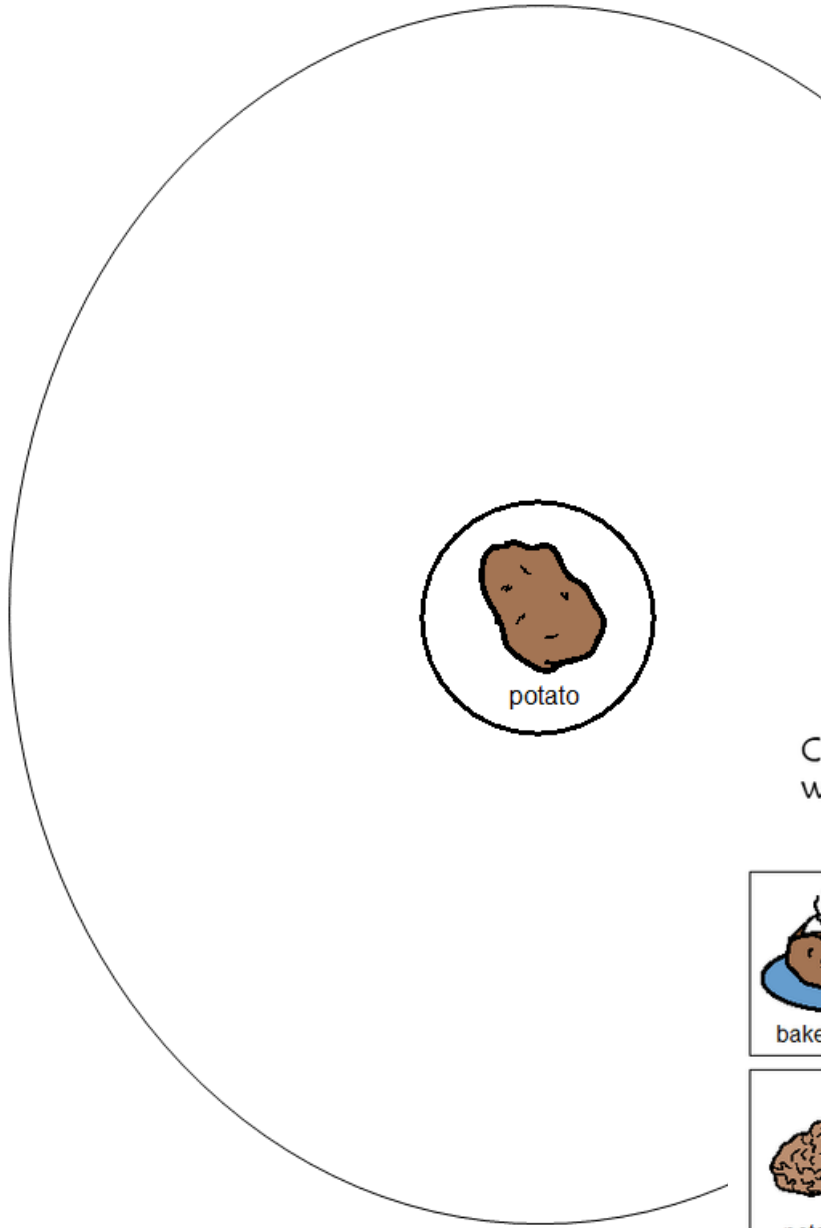
This unit comes with a storyboard.

Storyboards are great for ALL students to assist with participation and engagement in group discussions.


Tips on how to use in the unit!!

What are some different ways you can eat potatoes?


Circle map



Cut apart the pictures showing different ways you can eat potatoes.








Cut apart the pictures on previous page **ONLY IF** it is a way you could eat potatoes.



There is a circle map showing things you can make with potatoes. There is an option that only has correct answers and one that has wrong answers mixed in.

What do seeds need to grow?



sun



time



water



rain



dirt

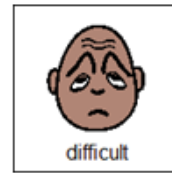

Christa Joy, Special Needs for Special Kids

The Picture Communication Symbols ©1981–2022 by Tobii Dynavox. All Rights Reserved Worldwide. Used with permission. Boardmaker® is a trademark of Tobii Dynavox

Word Circle map map

Students will identify things needed for a potato to grow. There are suggestions for differentiation included.

Jamie did not like to do hard jobs. Some jobs are easy, and some are difficult. Look at the jobs on the next page and put them in the best column.

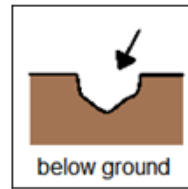
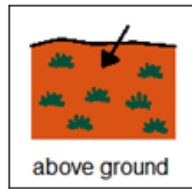


 sew	 bake cookies	 chop tree	 pick up room	 run a marathon
 hike up a mountain	 read	 build a house	 puzzle	 mow
 video game	 clean up mess	 plow a field	 paint a room	 feed the dog

Hard/easy jobs

There is a sorting activity where students sort jobs that are easy or more difficult. Suggestions for differentiation are included, although answers may vary.

Some vegetables grow above ground, and some grow below ground. Sort the vegetables into the correct column.



potatoes	spinach	onions	corn	turnip
cabbage	beets	bell pepper	sweet potato	tomato
green beans	carrots	sweet peas	broccoli	radishes

Where it grows

There is a sorting activity where students sort vegetables that grow above or below the ground. Suggestions for differentiation are included, although answers may vary.

I made a wish from a leprechaun

I caught a leprechaun in the



He was wearing a

He granted me a wish. I wished for a

I will share it with my

I let him go, and he



Christa Joy, Special Needs for Special Kids
The Picture Communication Symbols ©1981–2018 by Tobii Dynavox. All Rights Reserved Worldwide.
Used with permission. Boardmaker® is a trademark of Tobii Dynavox

writing prompt

Students will write a story about what wish they would make if they caught a leprechaun. This is an errorless activity that allows students to write their own story independently.

 park	 zoo	 basement	 cafeteria	 kitchen
 scarf	 cowboy hat	 mask	 top hat	 raincoat
 pot of gold	 video game	 Barbie	 puppy	 rocket
 My dog	 Mom	 Dad	 My best friend	 My grandfather
 ran away	 jumped	 disappeared	 shrank	 started spinning

Christa Joy, Special Needs for Special Kids
The Picture Communication Symbols ©1981–2018 by Tobii Dynavox. All Rights Reserved Worldwide.
Used with permission. Boardmaker® is a trademark of Tobii Dynavox

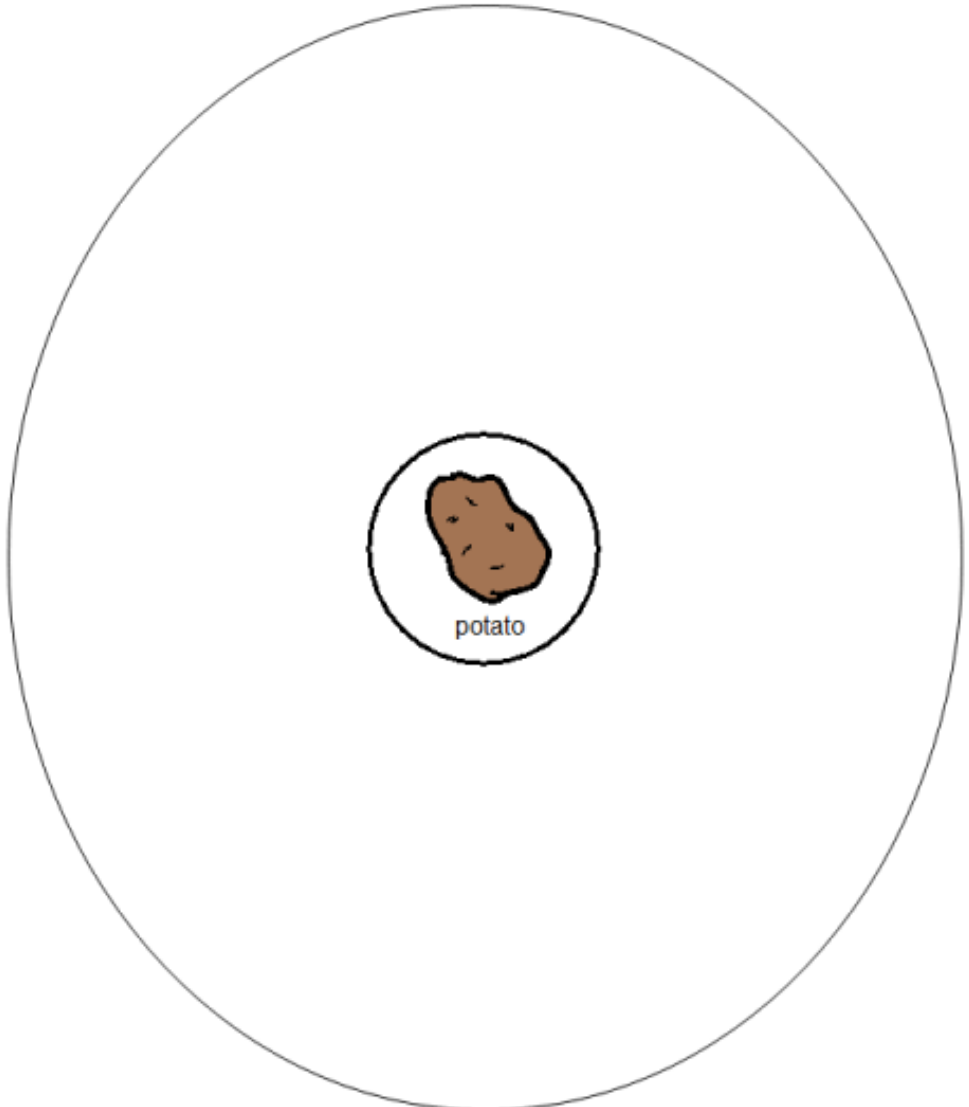
Watch
Jamie
O'Rourke
and the
Big Potato
read aloud













There is a video of the
book read aloud. This is a
video from YouTube.



Make great independent centers



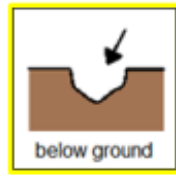
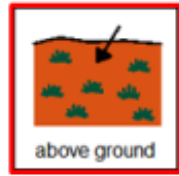
Place pictures in circle map showing what you can make with potatoes.

 baked potato	 potato pancake	 potato chips	 potato fries
 mashed potatoes	 potato patty	 French fries	 potato skin
 scalloped potatoes	 potato skins		

Christa Joy, Special Needs for Special Kids
The Picture Communication Symbols ©1981–2019 by Tobii Dynavox. All Rights Reserved
Worldwide. Used with permission. Boardmaker® is a trademark of Tobii Dynavox

There are digital versions of the activities included. Students click and drag the answers.

Perfect for all learning levels



Some vegetables grow above ground, and some grow below ground. Sort the vegetables below into the correct column. If you are not sure, place it on the middle line.

 <p>potatoes</p>	 <p>spinach</p>	 <p>onions</p>	 <p>corn</p>
 <p>cabbage</p>	 <p>beets</p>	 <p>bell pepper</p>	 <p>sweet potato</p>
 <p>green beans</p>	 <p>carrots</p>	 <p>sweet peas</p>	 <p>broccoli</p>
 <p>radishes</p>	 <p>tomato</p>	 <p>turnip</p>	

There are 2 sets, one that includes differentiation shown here.



This resource comes in a zipped folder. You will need to unzip the folder to access all the contents which include:

- **Activities in color**
- **Activities in black and white**
- **Links and directions to digital activities**