






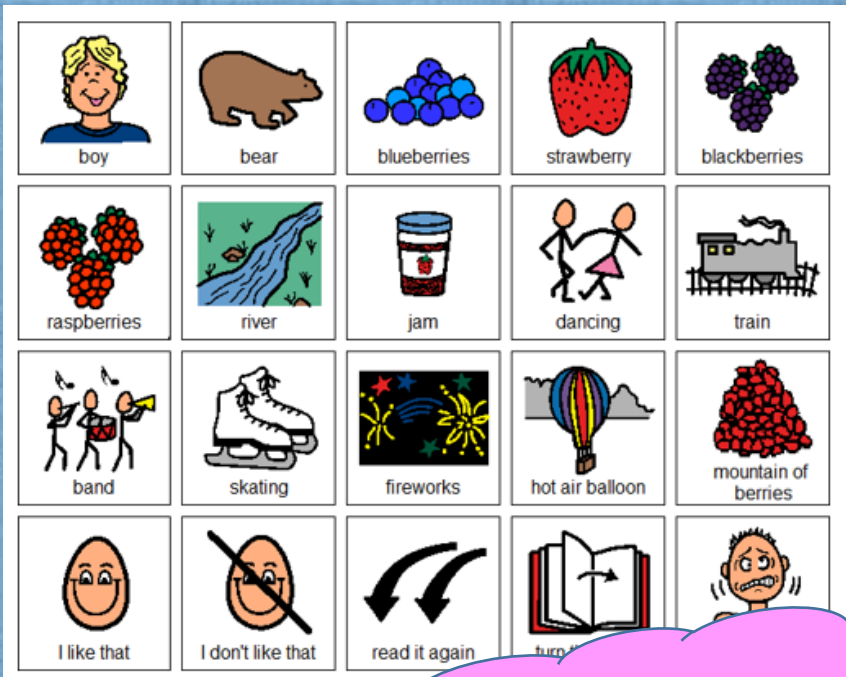
P
R
E
V
I
E
W

Jamberry Literacy Unit For Special Education

40
pages




By
Christa
Joy




Storyboard


Also in BW

Comprehension Check

Title 

Author 

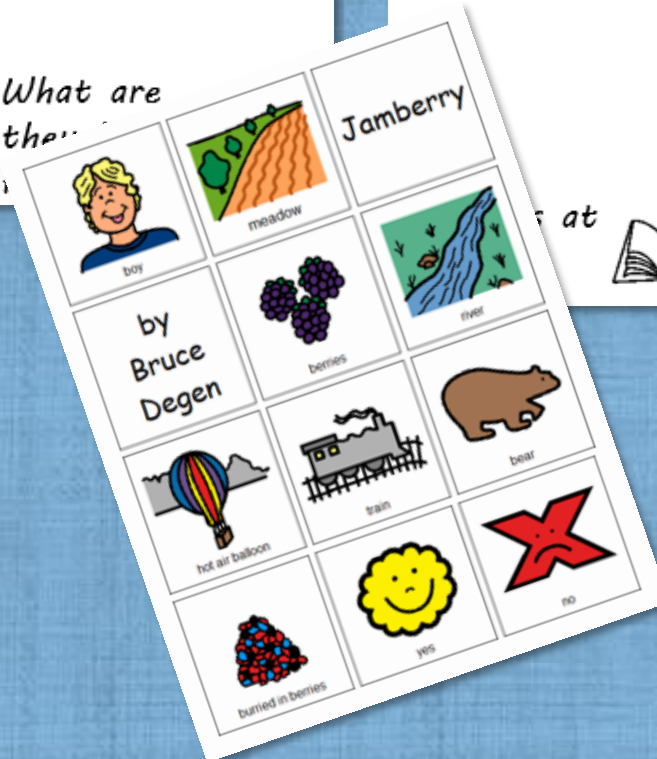
Settings 

Main characters 

What are the...

at 

Did you like the story? yes/no?



Also in BW

Count the Berries

4 different counting worksheets

A worksheet for a circle map activity. It features a large empty circle at the top. Below it is a grid of 12 small boxes, each containing an illustration and a label: berries, summer, jam, blackberries, strawberry, fruit, blueberries, sweet, raspberries, have seeds, and plant.

A counting worksheet titled 'Count the Berries'. It consists of a 3x2 grid of boxes. Each box contains a set of berries and an empty circle for the student to write the count. The counts are: 1 raspberry, 2 raspberries, 3 raspberries, 3 raspberries, 4 raspberries, and 4 raspberries.





An association worksheet. On the left, there are four boxes with illustrations and labels: blueberries, strawberry, raspberries, and blackberries. Arrows point from each box to an empty square box on the right, intended for drawing.



Circle Maps

A second circle map worksheet. It features a large empty circle at the top. Below it is a grid of 15 small boxes, each containing an illustration and a label: boy, bear, blueberries, strawberry, blackberries, raspberries, river, jam, dancing, train, band, skating, fireworks, hot air balloon, and mountain of berries.



Associations

A second association worksheet. On the left, there are four boxes with illustrations and labels: rowing, dancing, skating, and a train. Arrows point from each box to an empty square box on the right, intended for drawing. Below the drawing boxes is a legend with four boxes containing illustrations and labels: blueberries, blackberries, raspberries, and strawberry.

 blueberries	 strawberry
 raspberries	 blackberries


 fruit	 vegetables
---	--

Sorting Activities



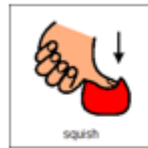
Also in BW →

Ingredient Labels

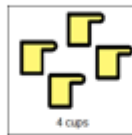


Picture Recipe

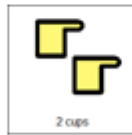
Recipe



1. Mash into a pulp using hands or a potato masher:



2. Mix in sugar



3. Mix in lemon juice



Recipe



4. Cook 10 minutes. Keep stirring.



5. Let cool and spoon over vanilla ice cream.



Also in BW