

Special Ed

THE JACKET I WEAR IN THE SNOW LITERACY UNIT



Special Needs for Special Kids

ALSO INCLUDES GOOGLE SLIDES



These literacy units are something I created and started using in my classroom. I had students with significant challenges and most were **non-readers**. This is a great way to expose all students to some great books.

The Jacket in the Snow

Literacy Unit for Special Education

By
Christa Joy
Special Needs for Special Kids



Table of Contents


Worksheet pages	Title
4-5	Story Board
6-9	Circle map: things with zipper
10-12	Circle map: things you can do in the snow
13-15	Sorting warm vs cold weather clothing
16-18	Matching: Body part with clothing item
19-21	Writing prompt: What I like to do in the snow
22-23	Terms of Use

In a separate files you will find:

- Activities in black and white
- Link and directions for digital activities (including the book read aloud)

This unit has **32 pages plus 12 google slides**. There are 5 activities to go with this book to last a full week of instruction.

There are 2 files of activities, one in color and one in black and white.

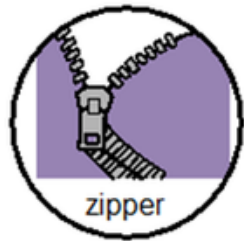


This unit comes with a storyboard.

Storyboards are great for ALL students to assist with participation and engagement in group discussions.

Tips on how to use in the unit!!

What are some things that have zippers?




Place the following in the circle map showing some things that have zippers.



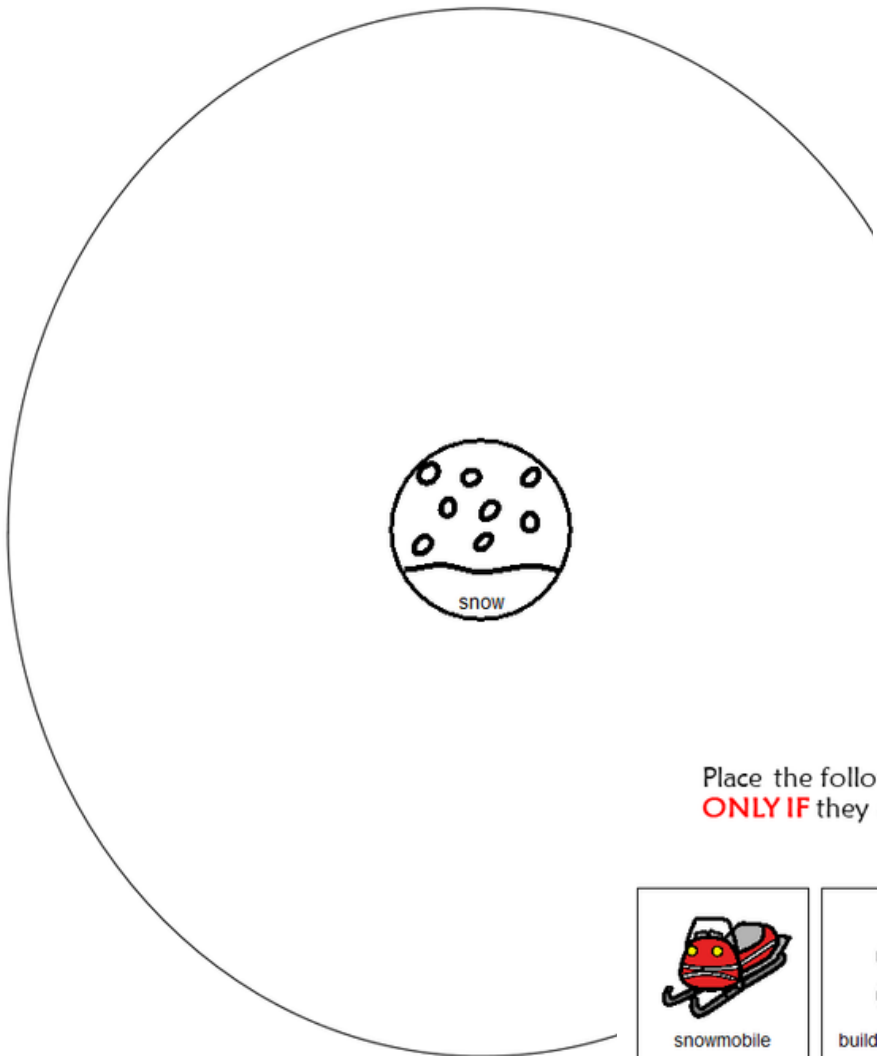
Place the following on the previous page **ONLY IF** they are things that have zippers.



There are 2 circle maps in this unit. This one looks at things that have zippers. There is an option that only has correct answers and one that has wrong answers mixed in.



What are some things you can do with and in the snow?



Errorless Option


Place the following in the circle map on the previous page, showing things you could do with and in the snow.

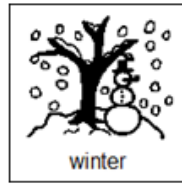



Place the following in the circle map on the previous page **ONLY IF** they are things you could do with and in the snow.




This circle map looks at things you can do in the snow. There is an option that only has correct answers and one that has wrong answers mixed in.













 <p>flip flops</p>	 <p>long sleeves</p>	 <p>sandal</p>	 <p>tank top</p>	 <p>shorts</p>
 <p>short sleeves</p>	 <p>boots</p>	 <p>ski outfit</p>	 <p>sunglasses</p>	 <p>mittens</p>
 <p>scarf</p>	 <p>board shorts</p>	 <p>coat</p>	 <p>sweater</p>	 <p>hat</p>
 <p>baseball cap</p>	 <p>sweatshirt</p>	 <p>suntan lotion</p>	 <p>long underwear</p>	 <p>bathing suit</p>









Students will sort clothes you wear in summer or the winter. Suggestions for differentiation are included.




Look at each item of clothing below. Which body part would you wear it on?

 stocking cap	<input type="text"/>	 scarf	<input type="text"/>
 mittens	<input type="text"/>	 jacket	<input type="text"/>
 boots	<input type="text"/>	 socks	<input type="text"/>
 long underwear	<input type="text"/>	 jeans	<input type="text"/>

Match the body part to the item of clothing on the previous page. Use color coding for differentiation as needed.

 feet	 hands	 feet	 head
 legs	 upper body	 body	 neck

Students will match the body part each item of clothing is worn on. Suggestions for differentiation are included.



In the snow...

I when it snows.



Where I live, we get snow.


When in snows, I wear my and .

My favorite thing to do is .

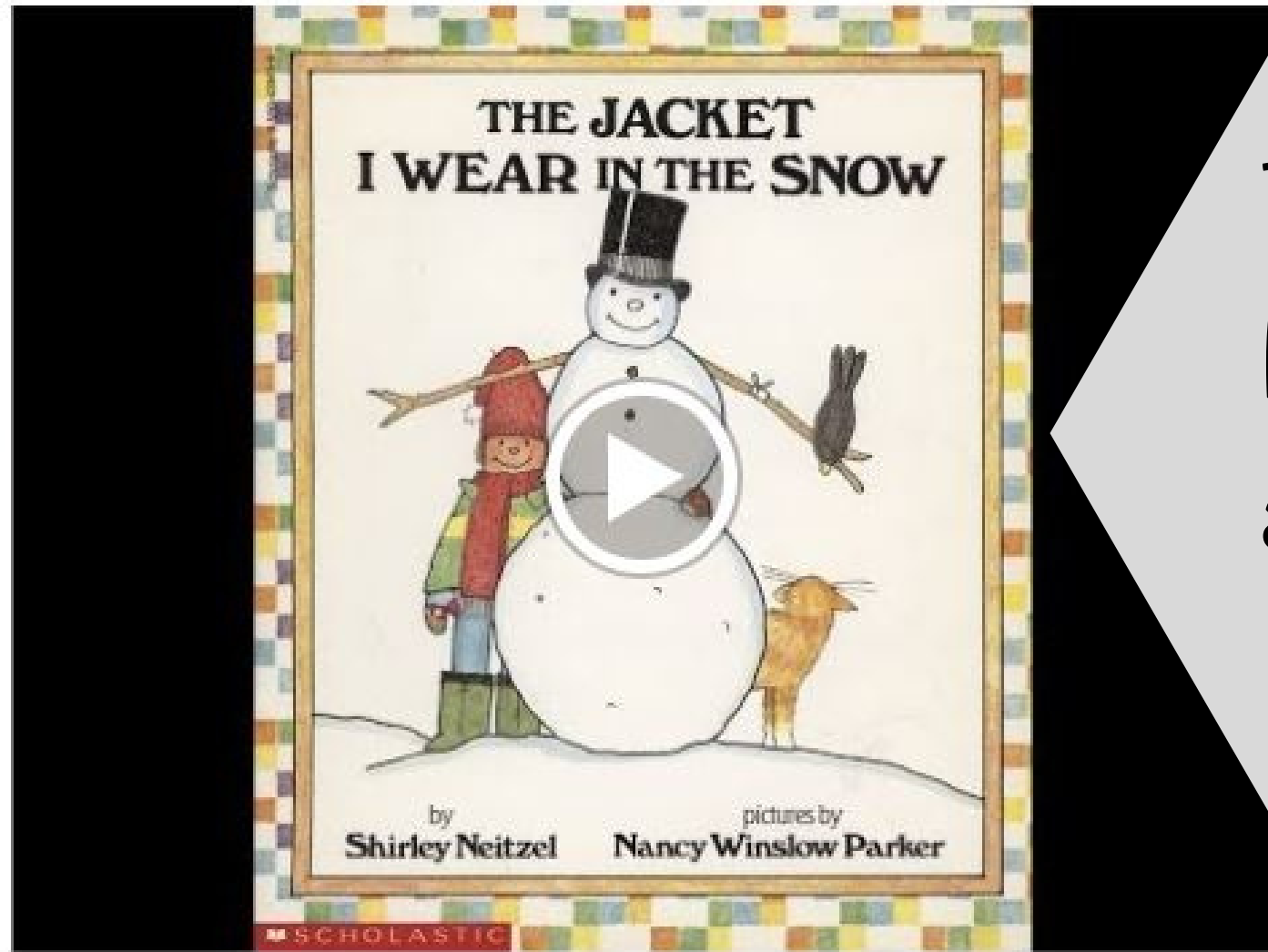
When I come inside, Mom makes me some to warm me up.



Students will write a story about what they like to do in the snow. This is an errorless activity that allows students to write their own story independently.



Listen to The Jacket I Wear in the Snow read aloud



There is a video of the book read aloud. This is a video from YouTube.



In the snow...

I when it snows.



Where I live, we get snow.

When in snows, I wear my and .


My favorite thing to do is .

When I come inside, Mom makes me some to warm me up.








Choose a word to finish each sentence.

 love	 don't like	 like	 don't care	 get excited
 a lot	 a little	 some	 no	 the best
 snow suit	 boots	 mittens	 hat	 jacket
 sled	 snowmobile	 build a snowman	 make snowballs	 ski
 hot chocolate	 tea	 soup	 cookies	 hot cider

There are digital versions of the activities included. Students click and drag the answers.

 stocking cap		 scarf	
 mittens		 jacket	
 boots		 socks	
 long underwear		 jeans	

Match the item of clothing with the body part you wear it on.

 feet	 hands	
 head	 legs	
 body	 neck	

There are 2 sets, one that includes differentiation shown here.



I realize there will be some students out there unable to do cutting activities. I have a blog post with ways to complete activities without a pair of scissors!!

[Click Here to read more!!](#)