

Special Ed



hungry
bunny

LITERACY UNIT

INCLUDES GOOGLE SLIDES



These literacy units are something I created and started using in my classroom. I had students with significant challenges and most were **non-readers**. This is a great way to expose all students to some great books.

Hungry Bunny

Literacy Unit for Special Education

By

Christa Joy

Special Needs for Special Kids



Table of Contents

Worksheet pages	Title
4-6	Story Board
7-12	Circle map: what rabbits eat
13-17	Match nouns to verbs
18-21	Draw a scarf to help bunny
22-26	Sort nouns and verbs
27-30	Writing prompt: Hungry Bunny
31-32	Terms of Use

In a separate file, there are directions and links to digital versions of these activities.


This unit has 5 activities to go with this book to last a full week of instruction.

There are 2 separate files, one in color and one in black and white.

This unit comes with a storyboard.

Storyboards are great for ALL students to assist with participation and engagement in group discussions.


Tips on how to use in the unit!!




What are some things you think most rabbits would eat?

Errorless version

Place the following pictures in the circle map on the previous page showing things that rabbits eat.




Place the following pictures in the circle map on the previous page **ONLY** if they are things rabbits would eat.

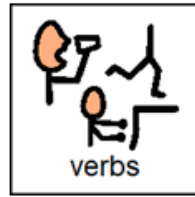



Christa Joy, Special Needs f
The Picture Communication Symbols ©1981-2018
Worldwide. Used with permission. Boardmake

There is a circle map showing things rabbits eat. There is an option that only has correct answers and one that has wrong answers mixed in.




Sort the nouns and verbs that come from the story.









apple	make	bridge	scarf
grab	book	shake	push
leaves	blow	rock	tree
turn	climb	wagon	tilt

Christa Joy, Special Needs for Special Kids
The Picture Communication Symbols ©1981–2022 by Tobii Dynavox. All Rights Reserved
Worldwide. Used with permission. Boardmaker® is a trademark of Tobii Dynavox

There is an activity where students will sort things nouns and verbs from the book. Suggestions for differentiation are included.









Draw the scarf to help the bunny.

 <p>Across the hole.</p>	 <p>Through the tunnel.</p>
 <p>Over the lion.</p>	 <p>Around the elephant.</p>
 <p>In between the trees.</p>	 <p>Under the slide.</p>


Christa Joy, Special Needs for Special Kids
The Picture Communication Symbols ©1981-2022 by Tobii Dynavox. All Rights Reserved
Worldwide. Used with permission. Boardmaker® is a trademark of Tobii Dynavox

Trace the scarf to help the bunny.









 <p>Across the hole.</p>	 <p>Through the tunnel.</p>
 <p>Over the lion.</p>	 <p>Around the elephant.</p>
 <p>In between the trees.</p>	 <p>Under the slide.</p>

Christa Joy, Special Needs for Special Kids
The Picture Communication Symbols ©1981-2022 by Tobii Dynavox. All Rights Reserved
Worldwide. Used with permission. Boardmaker® is a trademark of Tobii Dynavox

Students will draw a red scarf in each picture to show how to help the bunny get around the object. A differentiated version with lines to trace is included.



Match the object that went with each verb from the book.


 shake	<input type="text"/>	 blow	<input type="text"/>
 grab	<input type="text"/>	 rock	<input type="text"/>
 tilt	<input type="text"/>	 turn	<input type="text"/>
 make	<input type="text"/>	 push	<input type="text"/>



Students will match the noun with the verb used in the book. Suggestions for differentiation are included.

Match the noun with the verb on the previous page.

 scarf	 tree	 book	 book
 book	 leaves	 bridge	 bunny



The Hungry Bunny

The hungry bunny was looking for to eat.

He put them all in a to take home.

The bunny had to go under a .

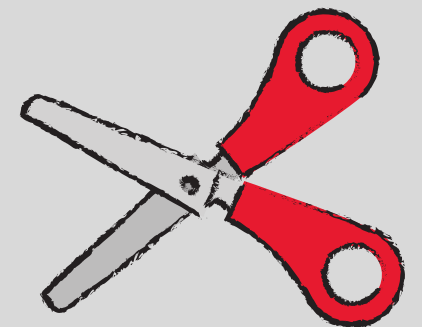
With the help of a he went over a hole.

The bunny even went through a .



apples	carrots	leaves	celery	berries
wheelbarrow	wagon	wheelie bin	grocery cart	backpack
slide	bush	fence	picnic table	bridge
scarf	rope	ladder	log	trampoline
cave	tunnel	storm	swamp	plaza


Students will write their own story about Hungry Bunny. This is an errorless activity that allows students to write their own story independently.



Listen to
the book
read aloud




There is a video of the book
read aloud. This is a video
from YouTube.



Great for independent centers



Place the following in the circle map showing things that rabbits eat.



There are digital versions of the activities included. Students click and drag the answers.

Perfect for every learning level



Sort the pictures into correct columns depending on if it is a noun or verb. If you are not sure, place it on the middle line.

 <p>apple</p>	 <p>make</p>	 <p>bridge</p>	 <p>scarf</p>
 <p>grab</p>	 <p>book</p>	 <p>shake</p>	
 <p>leaves</p>	 <p>blow</p>	 <p>rock</p>	 <p>tree</p>
 <p>turn</p>	 <p>climb</p>	 <p>wagon</p>	 <p>tilt</p>

There are 2 sets, one that includes differentiation shown here.