

How to Catch a Leprechaun



Special Needs for Special Kids



INCLUDES GOOGLE SLIDES



For students who:

- are emerging or non-readers
- take alternate assessments
- are in special education
- short-attention span
- lack pre-requisite skills
- benefit from the use of pictures for support

How to Catch a Leprechaun

Literacy Unit for Special Education

By

Christa Joy

Special Needs for Special Kids



5 activities

Table of Contents

Worksheet pages	Title
4-5	Story Board
6-9	Circle map: leprechauns
10-12	Word map
13-16	Sorting things that are fast or slow
17-19	Match bait to trap
20-22	Writing prompt: Luckiest Leprechaun
23-24	Terms of Use

This unit has 5 activities to go with this book to last a full week of instruction.

There are 2 separate files, one in color and one in black and white.

Also included in this resource as separate files:

- Links and directions to digital activities
- Activities in black and white



St. Patrick's Day



leprechaun



hammer




glitter



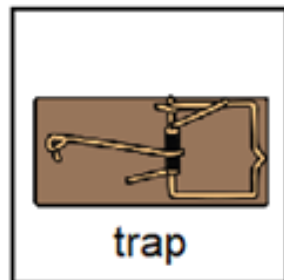
gold coins




laces



green



trap



jig



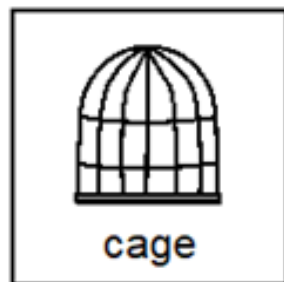
quill



nuts



tea



cage




escape




clever



repeat that



I like that



I don't like that



I don't know



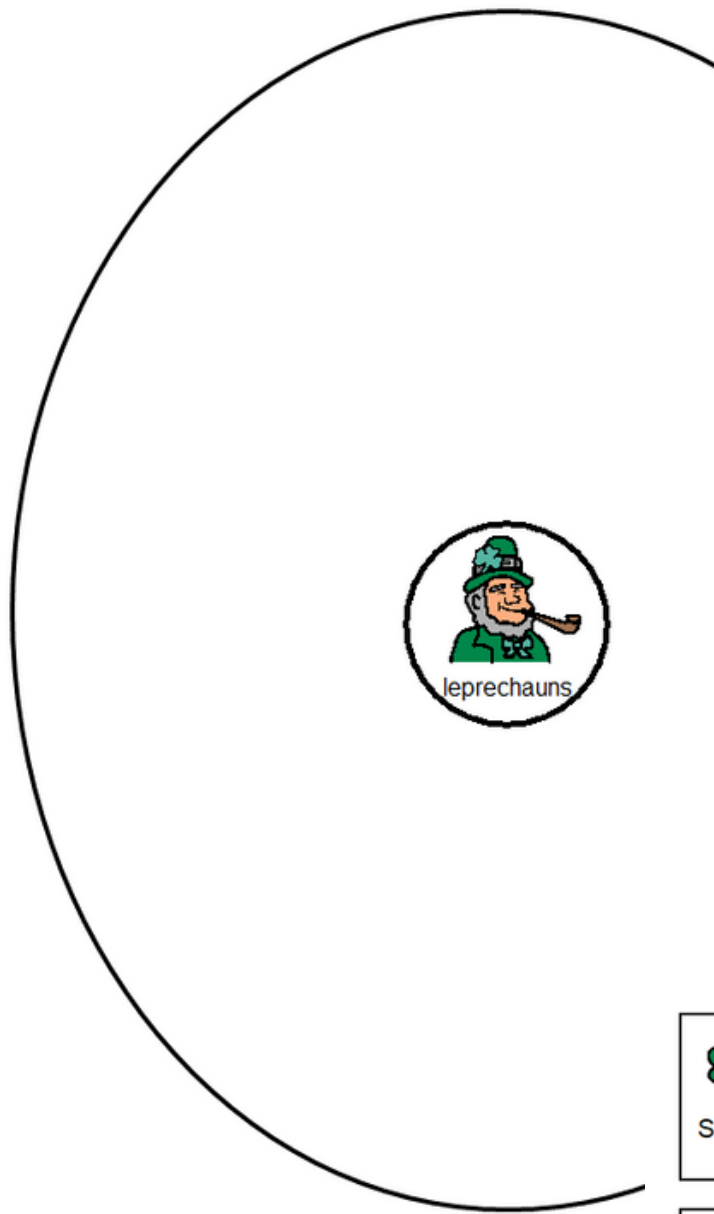
I need a break

This unit comes with a storyboard.

Storyboards are great for ALL students to assist with participation and engagement in group discussions.

Tips on how to use in the unit!!

Circle map



Errorless version

Place the pictures in the circle map on the previous page showing things about leprechauns.

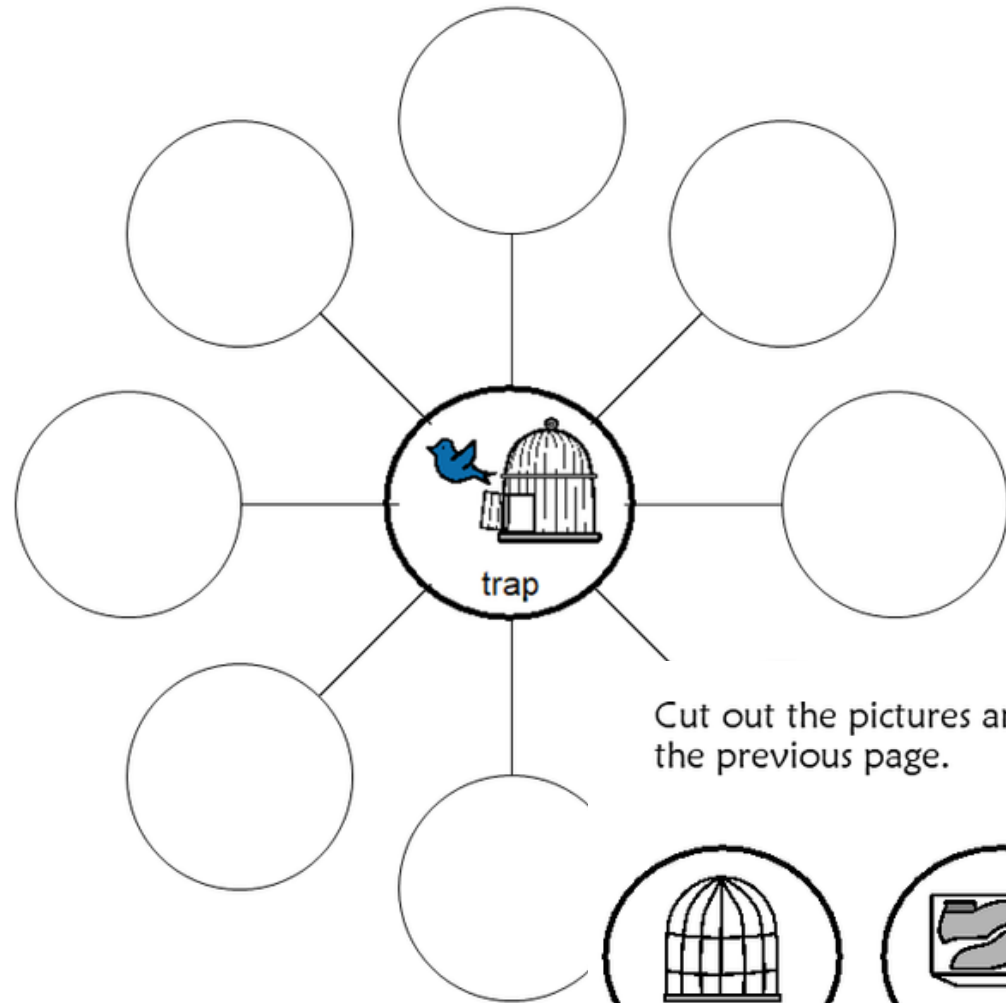


Place the pictures in the circle map on the previous page **ONLY IF** they are things about leprechauns.

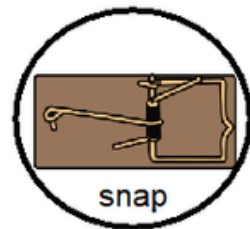
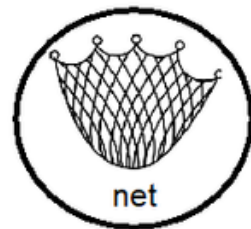
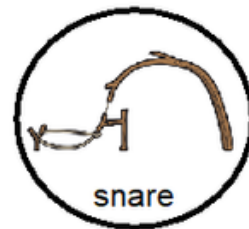
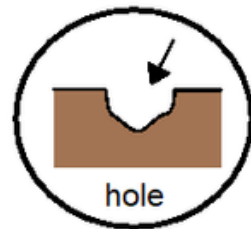
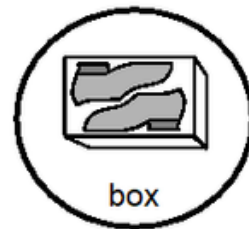
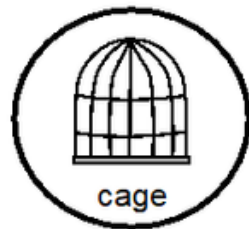


There is a circle map showing things about leprechauns. There is an option that only has correct answers and one that has wrong answers mixed in.

What are some different ways to trap something?




Cut out the pictures and place them in the empty circles on the previous page.




Word map

There is a word map showing different types of traps. This is an errorless activity.



fast











slow









Sorting activity cards:









- leprechaun
- horse
- ostrich
- turtle
- snail
- caterpillar
- rhinoceros
- rabbit
- sloth
- cheetah
- manatee
- slug
- zebra
- toad
- old man
- giraffe

There is a sorting activity looking at things that are fast or slow. There are suggestions for differentiation included.









Look at each animal below. What bait would you use to catch it?

 fish	 lion
 dog	 bumble bee
 frog	 horse
 monkey	 bear

 banana	 honey	 fly	 carrot
 bone	 flower	 worm	 steak

 banana	 honey	 fly	 carrot
 bone	 flower	 worm	 steak

Look at each animal below. What bait would you use to catch it?

 fish	 lion
 dog	 bumble bee
 frog	 horse
 monkey	 bear

Christa Joy, Special Needs for Special Kids
Picture Communication Symbols ©1981-2018 by Tobii Dynavox. All Rights Reserved
for worldwide use with permission. Boardmaker® is a trademark of Tobii Dynavox

differentiated

Students will match the bait to use to catch each animal. There is a color-coded option included.

The Luckiest Leprechaun



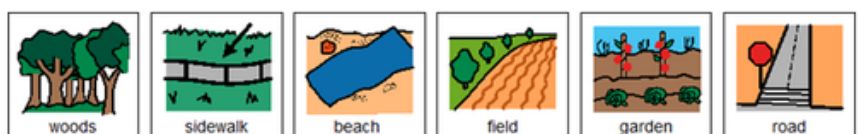
was the luckiest leprechaun.

He lived in a .

That is where he hid all his leprechauns. from the other

I met him one day while walking along the .

He shared his with me.



Students will write a story about the luckiest leprechaun. This is an errorless activity that allows students to write their own story independently.

Watch How
to Catch a
Leprechaun
read aloud














There is a video of the
book read aloud. This is a
video from YouTube.



Make great independent centers

Place pictures in circle map showing some things about leprechauns.



















 St. Patrick's Day	 green	 magic	 pot of gold
 Ireland	 small	 tricked you	 rainbow
 grant a wish	 hard to catch		









ChristaJoy, Special Needs for Special Kids
The Picture Communication Symbols ©1981-2019 by Tobii Dynavox. All Rights Reserved
Worldwide. Used with permission. Boardmaker® is a trademark of Tobii Dynavox

There are digital versions of the activities included. Students click and drag the answers.

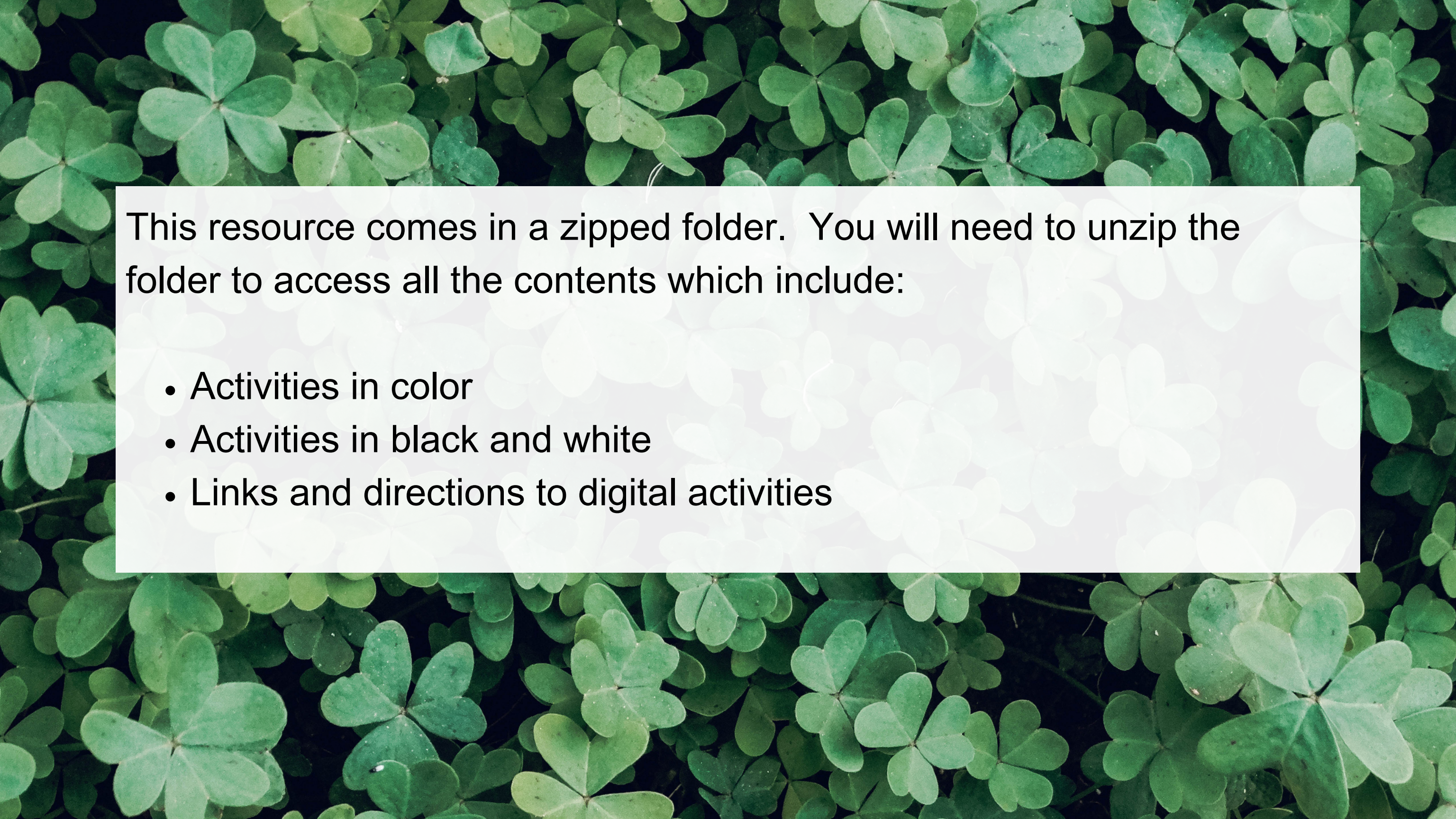
Perfect for all learning levels

 fish		 lion	
 dog		 bumble bee	
 frog		 horse	
 monkey		 bear	

Match the best bait to trap each animal.

 banana	 honey	 fly
 carrot	 bone	 flower
 worm	 steak	

There are 2 sets, one that includes differentiation shown here.

The background of the entire image is a dense field of bright green clover leaves, each with its characteristic four-lobed shape. The leaves are set against a dark, almost black background, which makes the green color stand out prominently. The lighting is even, highlighting the texture and veins of the leaves.

This resource comes in a zipped folder. You will need to unzip the folder to access all the contents which include:

- Activities in color
- Activities in black and white
- Links and directions to digital activities