



# Hour of the Olympics Magic Tree House #16

**12 activities**

**15 questions**



Special Needs for Special Kids





These novel units are something I created and started using in my classroom. I had students with significant challenges and most were **non-readers** (like my little guy). They were the best thing I ever did, and my students LOVED them.



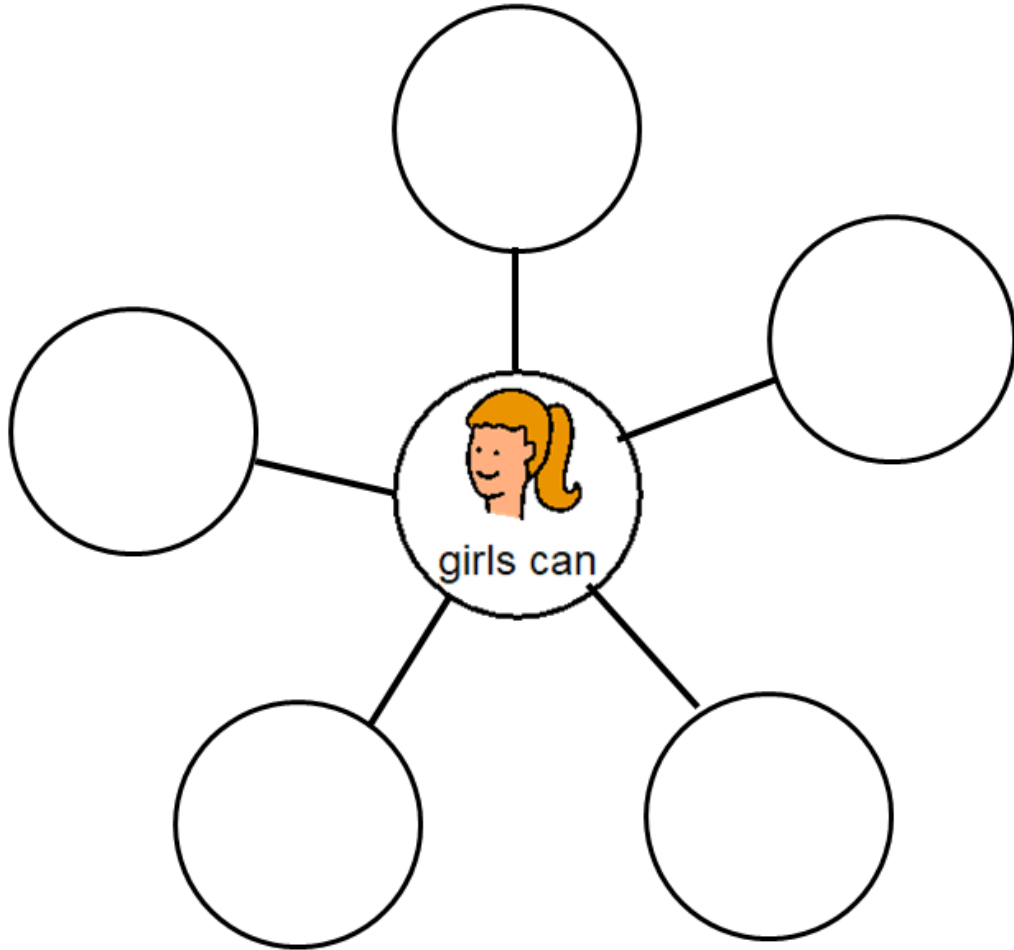
## Table of Contents

Worksheet pages	Title	Chapter
4-5	Suggestions for use	
6	Story board	
7	Title and Author	
8-10	Ways to see in the dark	1
11	Things girls can do now but could not then	2
12-13	Jobs a boy or girl might have done	3
14	What does anonymous mean?	4
15-17	Olympic games then and now	5
18-19	Protective equipment	6
20-21	Things that make you excited	7
22-23	Things that are and are not crimes	8
24-25	Animals that walk or fly	9
26-27	My trip in the Magic Treehouse	10
28-30	Make a constellation	BONUS
31-33	Other Novel Units available	
34-35	Terms of Use	

This novel unit has **12 different activities**. There is an activity for each chapter that is NOT comprehension based. So, even if your students do not pay attention, they can still complete the activity.



Jack and Annie realize there are no girls around the Olympics. What are some places and things girls can do now that at one time they could not?



For example, Annie realizes there are no girls present around the Olympic games. In this activity, students will identify some things that girls were not able to do not that long ago. This is an errorless activity.



## Suggestions for Use

- I made this unit to go along with the book, *Hour of the Olympics* that you would be reading it aloud to your class at a rate of about 1 chapter per day.
- Be sure to give each student their own copy of the story board (pg. 6) to use while reading and discussing the story.
- Benefits of reading out loud, even to classes made up of severely affected students:
  - Teaches students to sit quietly even when there isn't something for them to do. This is such an important life skill. We all have to spend time sitting and listening to someone we are not that interested in at some point.
  - Parents will LOVE you. Not only will they be excited their child is being exposed to age appropriate material, but you are teaching them how to sit quietly, which will hopefully transfer to home as well.
  - Even with your lowest level learners, you will have 1 or 2 that will truly enjoy the story.
  - It can be a calming experience to sit and listen to the teacher read in a methodical way.

## Suggestions for Use

- For students who need more structure, place the number of post-it notes in front of him/her that corresponds to the number of pages you intend to read. Remove a post-it as you finish each page. The visual will help lessen their anxiety.
- You will find 1 activity for each chapter. You will still have plenty to choose from and find those that fit best with your students.
- Differentiation:
  - For any activity, you can quickly differentiate for your lower level learners by using a color coding technique.
  - If sorting, outline each sorting category a certain color and then outline the corresponding pictures the same color.
  - Becomes a matching task.
- This unit includes 15 comprehension questions. There is a chart to show which chapter each question comes from. Each questions is a multiple-choice questions with three answer choices that uses pictures.
- An answer key is included.


Suggestions on how I found this activity worked best in my classroom are provided. I typically had 6-8 students in grades K-5 with one adult assistant in the room with me.



Color version

# Hour of the Olympics Magic Tree House #16 for Special Education

By  
Christa Joy  
Special Needs for Special Kids



Christa Joy, Special Needs for Special Kids  
The Picture Communication Symbols ©1981–2019 by Tobii Dynavox. All Rights Reserved  
Worldwide. Used with permission. Boardmaker® is a trademark of Tobii Dynavox

2





















*This entire novel unit comes  
in 2 separate files. One is  
completely in color and one is  
completely in black and  
white.*



This unit comes with a vocabulary board.

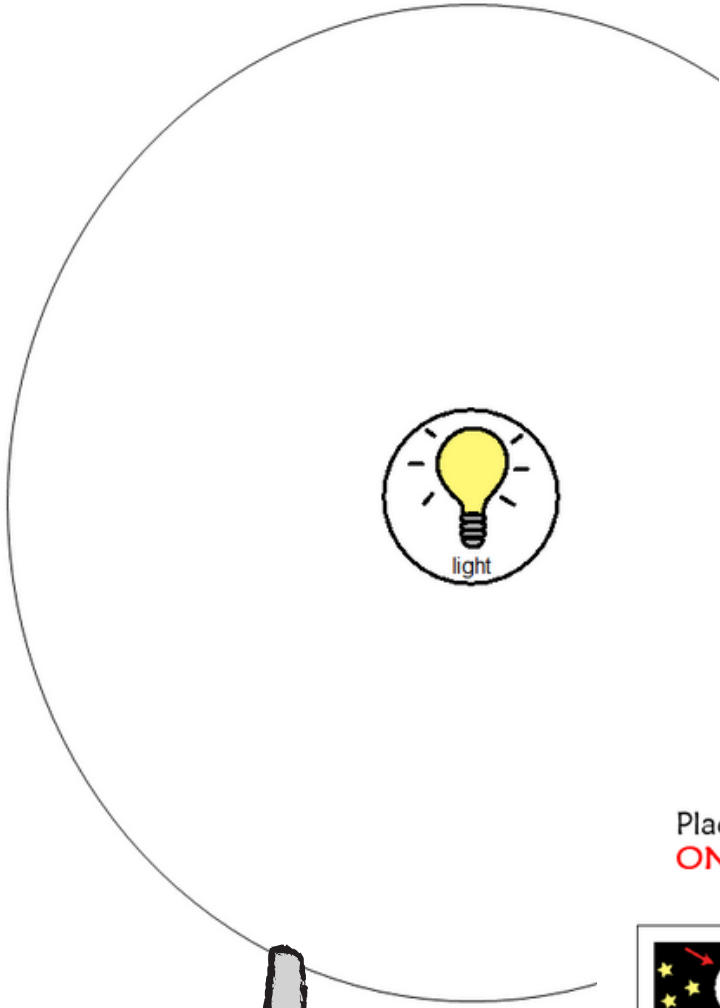
Vocabulary boards are great for ALL students to assist with participation and engagement in group discussions.

Tips on how to use in the unit!!

 Jack	 Annie	 ancient Greece	 first Olympics	 Plato
 anonymous	 boys	 girls	 poet	 Zeus
 guards	 cheering	 chariot	 Pegasus	 constellation
 repeat that	 I like that	 I don't like that	 I don't know	 need a break



Complete the circle map below with things that create light when it is dark.




Errorless version

Place the pictures in the circle map on the previous page.



Place the pictures in the circle map on the previous page **ONLY IF** they create light.



There is a circle map what has 2 options:

An errorless option with only correct answers

An option that has wrong answers mixed in students will need to set aside.

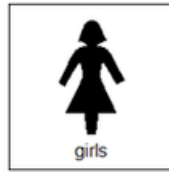
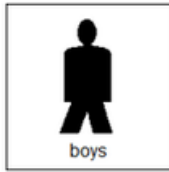
CHI

ChristaJoy, Special Needs for Special  
The Picture Communication Symbols ©1981-2018 by Tobii  
World used with permission. Boardmaker® is a trademark






In Ancient Greece, boys/men did very different jobs than girls/women.  
Sort the jobs into who you think would do them in Ancient Greece.



Put each job in the correct column on the previous page. If you are not sure, put it on the middle line.









 cleaning	 care for kids	 read	 cooking
 write	 sewing	 school	 work
 sweep	 Olympics	 baking	 act
 priest	 mop	 shop	 hunt

There are sorting activities.  
You can quickly differentiate  
these activities with some  
color-coding.






Just like the boxers wore special gloves and a helmet in Ancient Greece, many sports today have things you can wear to keep you protected. Find the protective equipment on the next page that goes with each sport.

 football	<input type="text"/>	 baseball	<input type="text"/>
 swimming	<input type="text"/>	 auto racing	<input type="text"/>
 skateboarding	<input type="text"/>	 bike riding	<input type="text"/>
 boxing	<input type="text"/>	 kayaking	<input type="text"/>

Match the protective equipment to the sport.

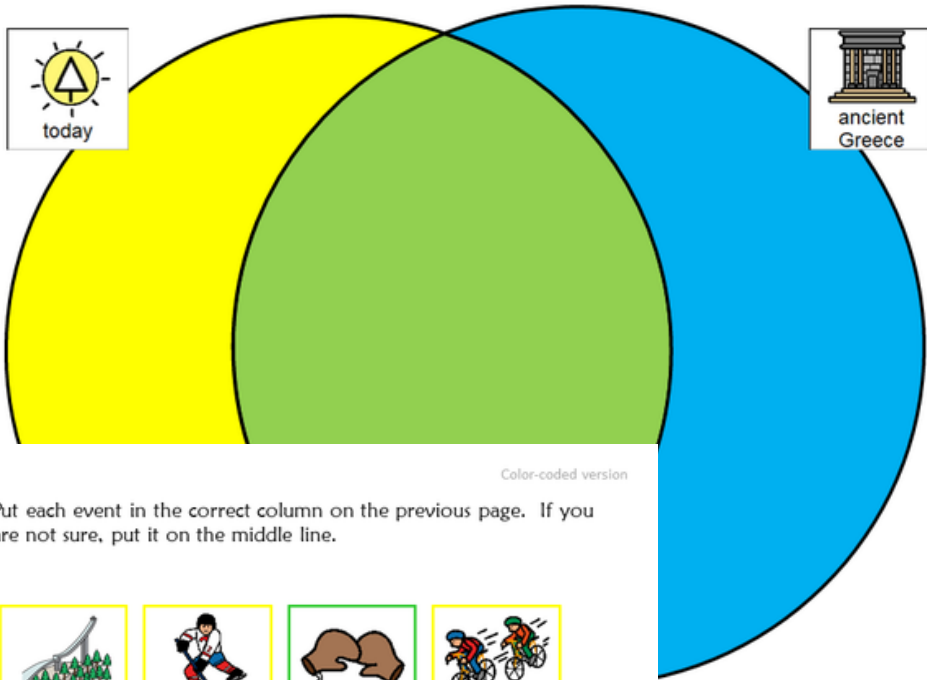
 elbow pads	 bike helmet	 life vest	 goggles
 baseball helmet	 seatbelt	 shoulder pads	 boxing gloves

There are matching activities. You can quickly differentiate these activities with some color-coding.





The Olympic games are very different now than in Ancient Greece. Complete the Venn Diagram comparing the events from then and now.



Color-coded version



Put each event in the correct column on the previous page. If you are not sure, put it on the middle line.

ski jump	hockey	boxing	bike race
curling	running	gymnastics	discus throw
wrestling	javelin throw	luge	horseback riding
bobsled	pankration	chariot race	skiing

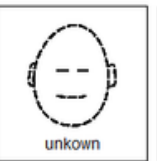


Do you know what anonymous means? Place the pictures in the boxes to show some other words that mean the same thing.

Anonymous



no name



unknown



mystery

There are lots of activities to choose from so you can pick the best ones for your students, or do them all!!





# My trip in the magic treehouse

I looked in a book about  and made a wish.

When I opened my eyes, I saw a .


I went down the ladder to check out the .

I entered the coliseum to watch the .

When it was time to go back home, I felt .



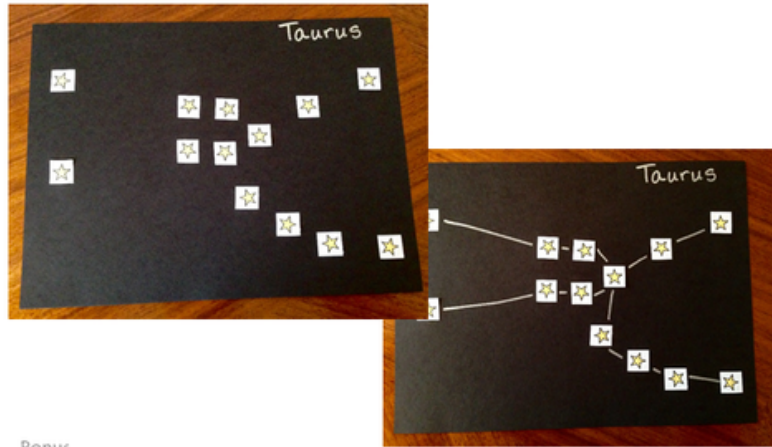
All of the Magic Tree House units end with a writing prompt. These are errorless activities. Students will write a story about their trip in the treehouse. Different pictures are used for each novel.





## Creating a Constellation

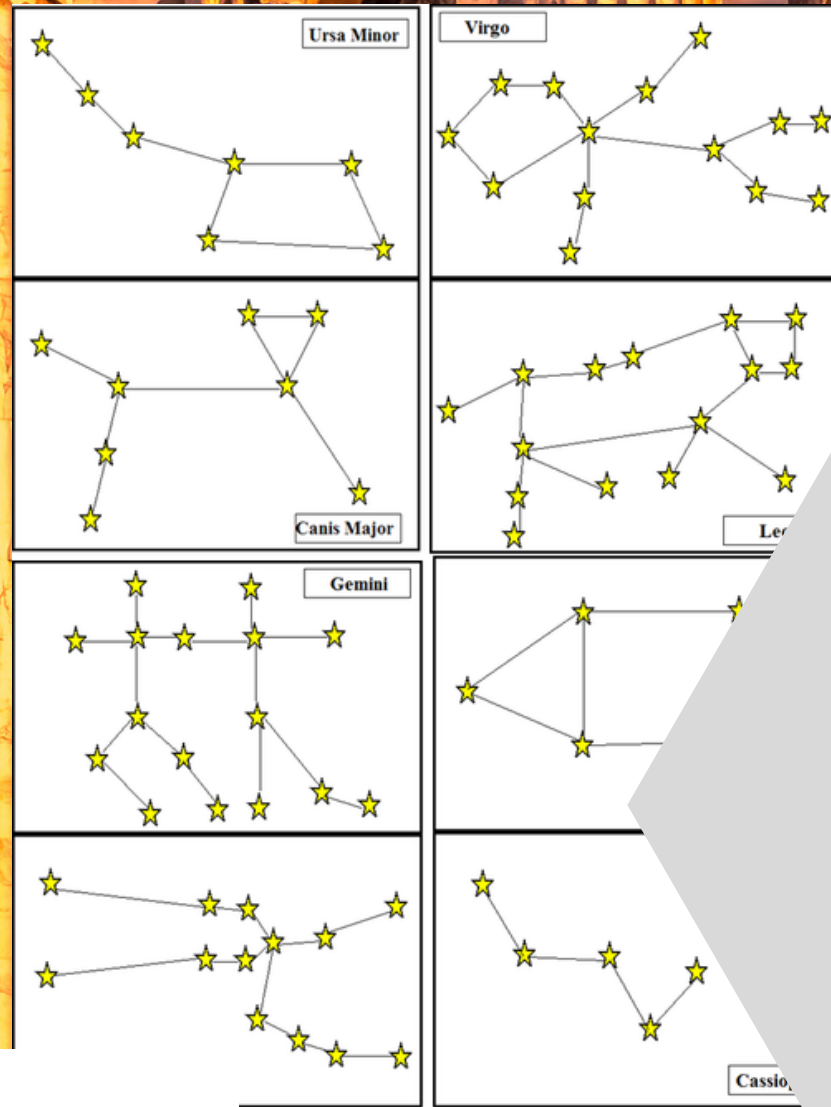
- Each student will choose from the constellation on the following page to recreate.
- First have students count out the number of stars you will need.
- Supplies
  - Black construction paper
  - For stars you can use:
    - Stickers
    - White or yellow chalk
    - Cut out stars provided
  - Be sure students label their constellation when done



Bonus

The Picture Comm  
Worldwide. Use

Optional stars to use



This unit has a bonus activity where students can create their own constellations. Either use the stars provided, or purchase some star stickers to use.



1. Where are Jack and Annie going?



2. What special event is going on in Olympia?



3. Are there any girls present?



4. Who did Jack and Annie meet and show the library card to?



5. What was so secret about the author of the poem?



Chapter references for each question

6. Who went inside to watch the Olympics?



7. What did the Greeks invent?



8. Who were the Olympics played in honor of?



9. What did Annie dress as in order to get into the Olympics?



10. What did Annie do when the chariot race began?



Finally this unit does come with 15 comprehension questions.

There is a guide that references which chapter each question came from.

Answer key included!!

Question	Chapter
1	1
2	2
3	2
4	3
5	4
6	4
7	5
8	5
9	6
10	7
11	8
12	9
13	9
14	10
15	10





*I realize there will be some students out there unable to do cutting activities. I have a blog post with ways to complete activities without a pair of scissors!!*

**[Click Here to read more!!](#)**