

20 HOLIDAYS

SPECIAL ED



INCLUDES GOOGLE SLIDES

This unit was created with this guy in mind. He has autism and an intellectual disability. He is a non-reader, has a very short attention span, and has a few foundational math skills. And he **LOVES** all holidays!! With some support, he is able to do this unit and enjoys the challenge. He is my tester!!



Why you need this bundle:

- If you teach multiple grade levels, you have all you need in one place.
- Having the same layout for each unit reduces students' anxiety and allows them to focus on the content.
- Aligned with most extended learning standards.
- Saves you money
- Saves you time.

This curriculum includes 21 holidays. It includes:

1. New Year
2. Groundhog day
3. Valentine's day
4. Presidents' Day
5. St. Patrick's Day
6. Earth Day
7. Mother's Day
8. Memorial Day
9. Pi Day
10. Christmas
11. Father's Day
12. Flag Day
13. Juneteenth
14. Independence Day
15. Labor Day
16. Columbus Day
17. Halloween
18. Veteran's Day
19. Thanksgiving
20. December Holidays

All units have
printable
AND digital
versions

All the units contain similar activities so students become familiar with the format and can concentrate more on the content. Although there is some variation, each unit has all or some of the following:

- A book that reviews the history and customs of that holiday
- Vocabulary board
- Circle maps
- Sorting activities
- Matching activities
- Writing prompts
- Quiz

One week of
activities

All units have
printable
AND digital
versions

Table of Contents

Pages	Activity
4-23	Memorial Day book
24-29	Circle map
30-31	Calendar activity
32-47	Student booklet
48-49	Memorial day cloze activity
48-49	Terms of Use

In a separate pdf are directions and links to the digital versions for this unit.

At the end of April, I will be updating this unit every year. You can go to My Purchases in TPT to re-download the new version or email me at specialneedsforspecialkids@gmail.com and I will send it to you!!

Lesson plan

Every unit has a detailed lesson plan with:

- suggestions
- overview
- daily step-by-step guide.

Book

Each unit has a book with simple text and engaging photos. It comes in a PowerPoint, and an mp4 file.

But how did Labor day even start or become a holiday in the first place?



Earlier that year, there had been a large number of workers for the railroad in Chicago who refused to go back to work because it was so unsafe.



Because it is a national holiday, most people have the day off from work.



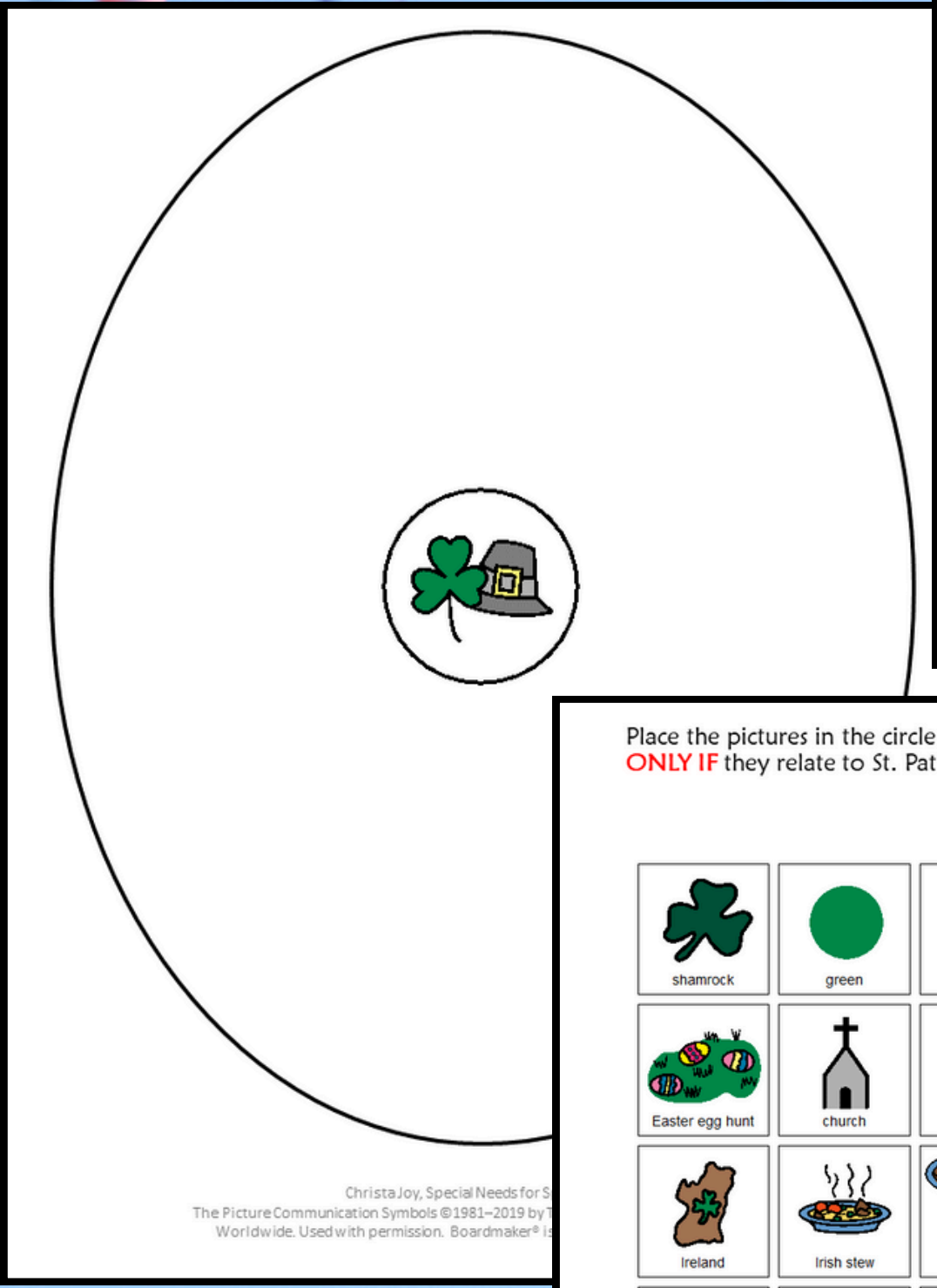
Play (k)

0:47 / 4:17





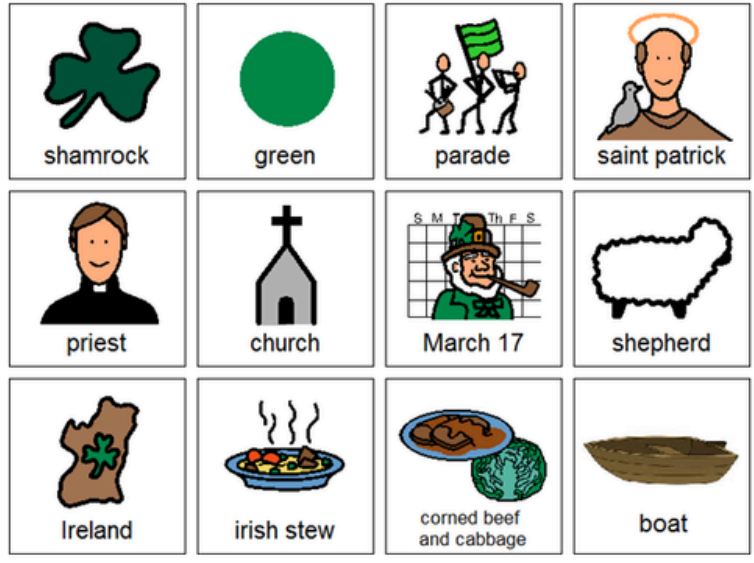
Each unit has a vocabulary board to use while working through the unit. Suggestions for use are included.



ChristaJoy, Special Needs for S
The Picture Communication Symbols ©1981-2019 by T
Worldwide. Used with permission. Boardmaker® is

Errorless version

Place the pictures in the circle map on the previous page.



Place the pictures in the circle map on the previous page
ONLY IF they relate to St. Patrick's Day.



Many units come with a circle map to visually review the main facts from the book. These come with an errorless option and an option with wrong answers mixed in.

circle maps



Christmas

Hanukkah

decorate tree

send cards

nativity

latkes

family

caroling

Santa Claus

presents

menorah

December

lights


candles

dreidel

gelt

jelly doughnut

Christa Joy, Special Needs for Special Kids
The Picture Communication Symbols ©1981–2021 by Tobii Dynavox. All Rights Reserved
Worldwide. Used with permission. Boardmaker® is a trademark of Tobii Dynavox

 green	 not green			
Things that can be green	Things that are never green			
 cat	 caterpillar	 green beans	 elephant	 grass
 grapes	 hot dog	 leaf	 orange	 snowflake
 pearl	 snake	 lettuce	 parrot	 bat
 cucumber	 panda	 sun	 Santa Claus	 grasshopper

Christa Joy, Special Needs for Special Kids
The Picture Communication Symbols ©1981–2020 by Tobii Dynavox. All Rights Reserved
Worldwide. Used with permission. Boardmaker® is a trademark of Tobii Dynavox

Some units have sorting activities or Venn diagrams. There is a color-coded version for students who need more support or suggestions for differentiation are included.

sorting

Independence Day 2024



JULY 2024						
SUNDAY	MONDAY	TUESDAY	WEDNESDAY	THURSDAY	FRIDAY	SATURDAY
	1	2	3	4	5	6
7	8	9	10	11	12	13
14	15	16	17	18	19	20
21	22	23	24	25	26	27
28	29	30				

Christa Joy, Sp
The Picture Communication Symbols
Worldwide. Used with permission

Memorial Day

MAY 2024

Sun	Mon	Tue	Wed	Thu	Fri	Sat
28	29	30	1	2	3	4
5	6	7	8	9	10	11
12	13	14	15	16	17	18
19	20	21	22	23	24	25
26	27	28	29	30	31	1

Christa Joy, Special Needs for Special Kids

Some units have students find the holiday on the calendar. These are updated annually.

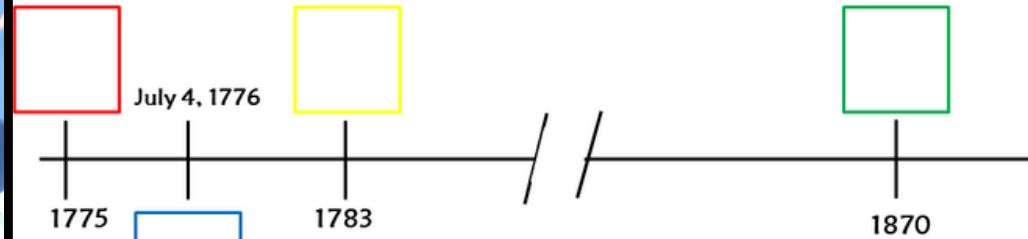
calendars

Circle all the 4 leaf clovers.



Christa Joy, Special Needs for Special Kids

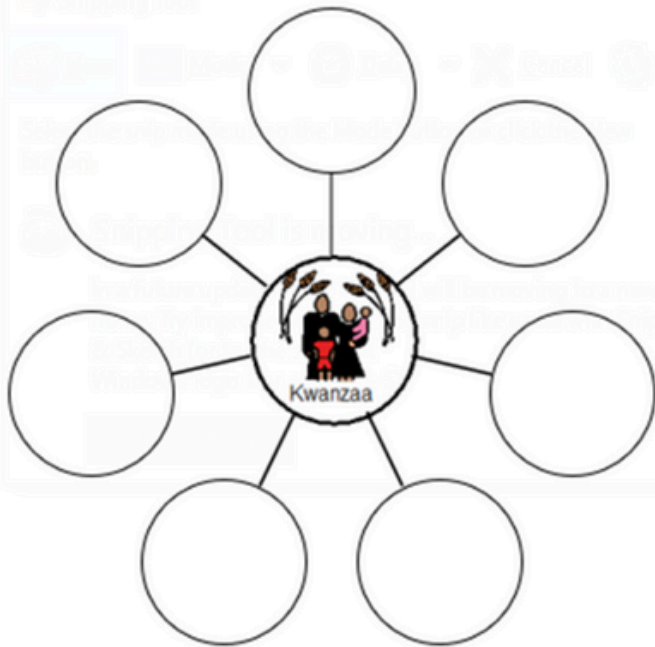
Independence Day Timeline



Christa Joy, Special Needs for Special Kids
The Picture Communication Symbols ©1981-2019 by Tobii Dynavox. All Rights Reserved
Worldwide. Used with permission. Boardmaker® is a trademark of Tobii Dynavox

Some units have specific activities to review facts from the book on that holiday.

7 Principles of Kwanzaa



Place the pictures in the circles showing the 7 principles of Kwanzaa.



Christa Joy, Special Needs for Special Kids
The Picture Communication Symbols ©1981-2019 by Tobii Dynavox. All Rights Reserved
Worldwide. Used with permission. Boardmaker® is a trademark of Tobii Dynavox

Recipe

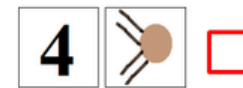
1. Get 1 Oreo



2. Get 8 pretzel sticks



3. Place 4 on each side for legs



4. Using frosting, place 2 M&M for eyes



Christa Joy, Special Needs for Special Kids
The Picture Communication Symbols ©1981-2019 by Tobii Dynavox. All Rights Reserved
Worldwide. Used with permission. Boardmaker® is a trademark of Tobii Dynavox

The Luckiest Leprechaun

was the luckiest leprechaun.



He lived in a .

That is where he hid all his leprechauns.

from the other .

I met him one day while w

He shared his .



My Mom


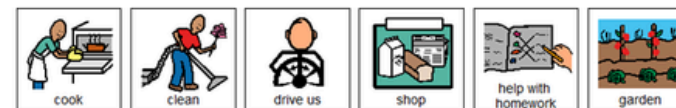



My mom is .

She does so much, like and .

For Mother's Day, I will get her .

I also want to to show her how much I love her.



Some units have writing prompts. These are errorless activities.





Memorial Day



Memorial Day celebrated the last Monday in

Memorial Day is seen as the start of

We remember soldiers that on Memorial Day.

Originally, Memorial Day was to remember soldier who died in the

People observe a moment of at 3:00 pm.


Picture symbols to finish sentences on previous page




Civil War



silence



summer




May



died

Version 1

1. Halloween is celebrated in:



January



October



March


2. The Celtic farmers first celebrated Halloween to scare off:



spirits



cats



spiders

3. On the first of November, the church remembers:



farmers



witches



saints


4. What would people give out at Halloween so no one would play a trick on them?



candy



apples



costumes

5. True or False: Halloween is a big commercial holiday in the US.



true



false



I don't know

Christa Joy, Special Needs for Special Kids

The Picture Communication Symbols ©1981-2019 by Tobii Dynavox. All Rights Reserved Worldwide. Used with permission. Boardmaker® is a trademark of Tobii Dynavox

Most units have a quiz to review the facts from the book. Answer keys included.

quiz

All of these units include digital versions of the activities. These simply require the student to click and drag the answers. There is no drawing or typing involved.

There is a movie version of the book.

There are 2 complete sets of slides. One set is differentiated with color.

Make great independent learning centers.

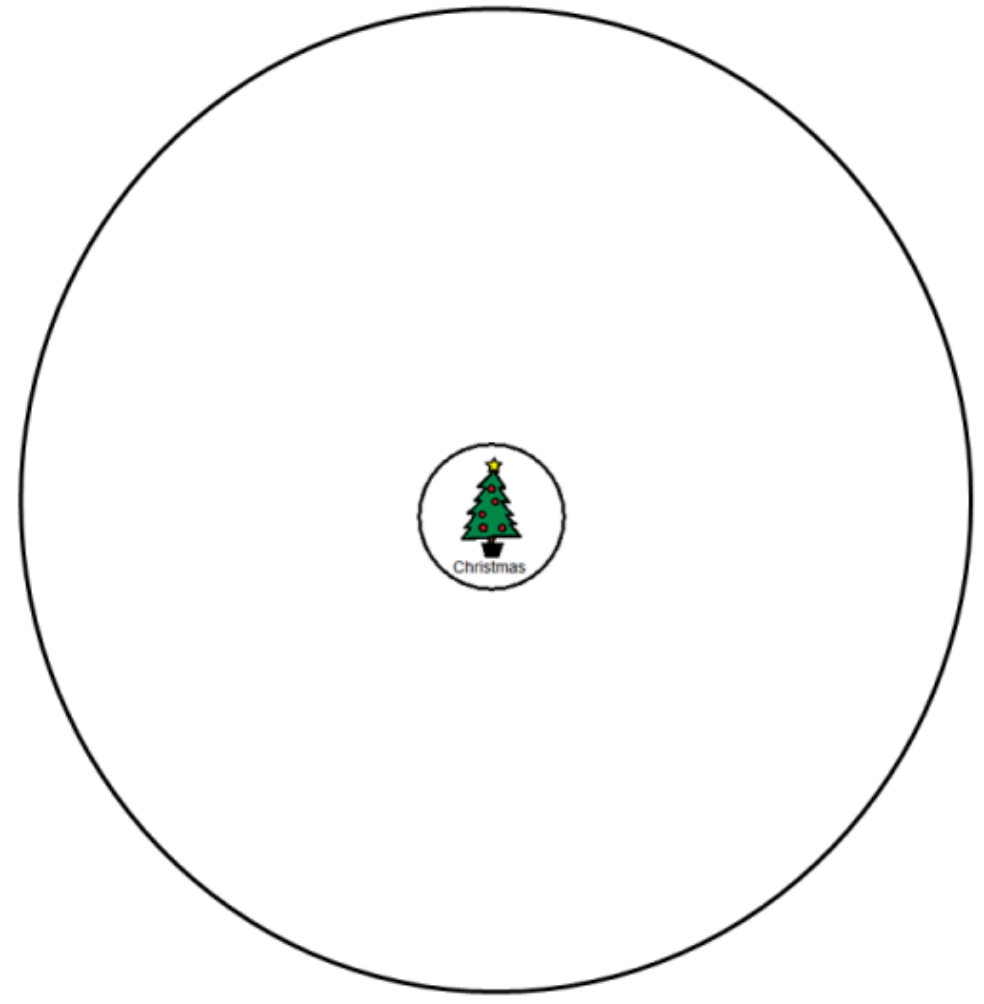
On the last day in October, people would dress up to scare away any spirits that could threaten their town in the harsh winters.



Christa Joy, Special Needs for Special Kids

Watch the movie about the history of Halloween

The movie version of the book from the unit.

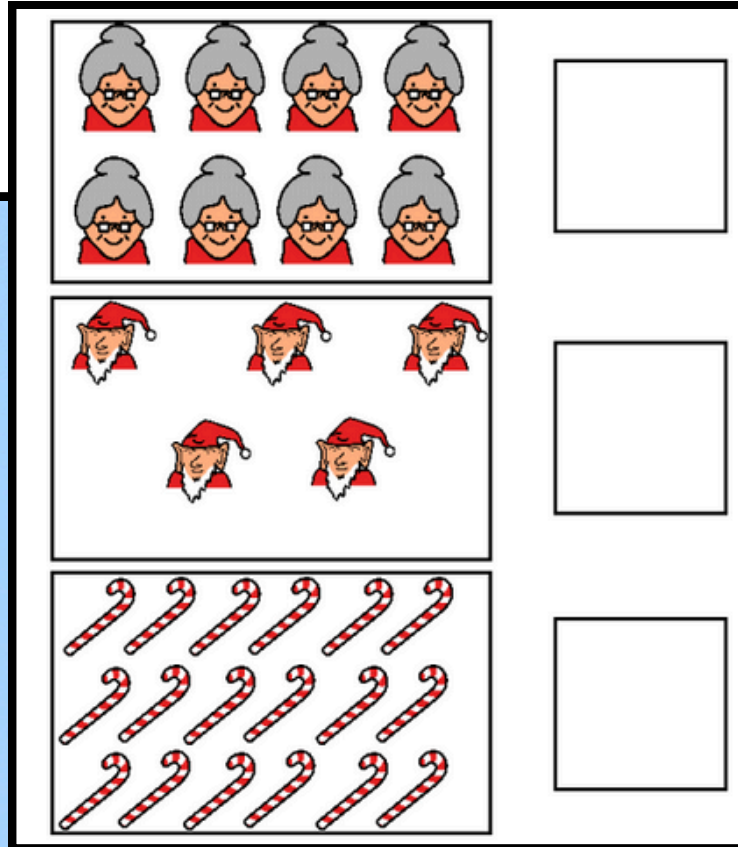


Place the pictures in the circle about Christmas.



The digital activities are click and drag.

Great for review




Match the correct number of tally marks with each picture.

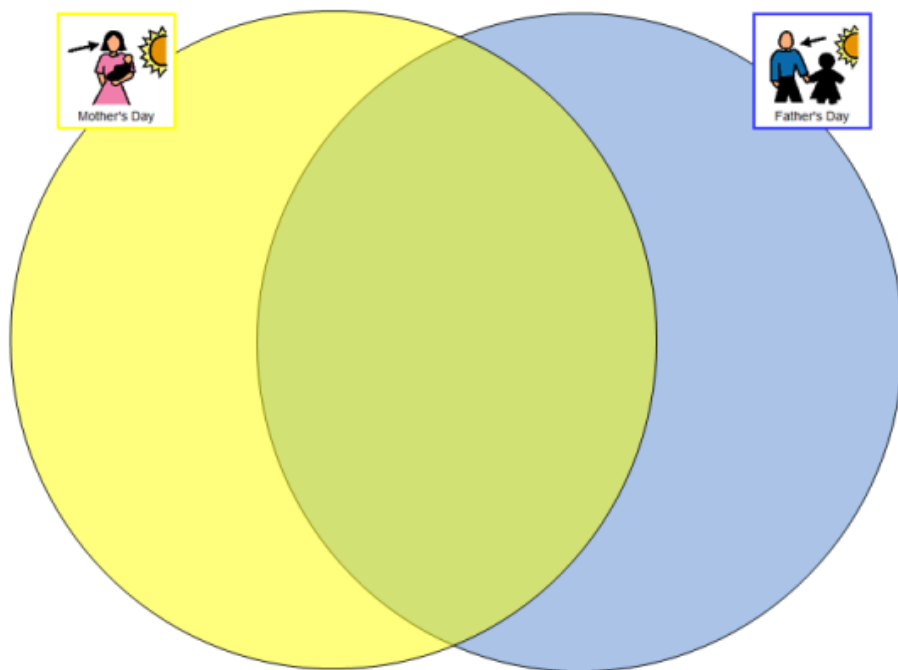




Sort the pictures into the correct column. If you are not sure, place it on the middle line.



Each unit comes with a set of slides that are differentiated with color.



Place pictures in the correct location on the Venn Diagram.



Perfect for all learning levels



Still have questions?

Reach out at specialneedsforspecialkids@gmail.com

I will answer your question personally and promptly.

