

Special Ed

HENRY'S FREEDOM BOX

BLACK HISTORY MONTH



Special Needs for Special Kids

ALSO INCLUDES GOOGLE SLIDES



These literacy units are something I created and started using in my classroom. I had students with significant challenges and most were **non-readers**. This is a great way to expose all students to some great books.

Black History Month:

Henry's Freedom Box

Literacy Unit for Special Education

By

Christa Joy

Special Needs for Special Kids



Table of Contents


Worksheet pages	Title
4-5	Story Board
6-9	Circle map on slavery
10-11	Word map: Underground railroad
12-15	Sorting good vs bad things in Henry's life
16	Circle things that are upside down
17-19	Writing prompt: What freedom means to me
20-21	Terms of Use

In a separate files you will find:

- Activities in BW
- Link and directions for digital activities (including the book read aloud)

This unit has **28 pages plus 12 google slides**. There are 5 activities to go with this book to last a full week of instruction.

There are 2 separate files, one in color and one in black and white.



This unit comes with a storyboard.

Storyboards are great for ALL students to assist with participation and engagement in group discussions.


Tips on how to use in the unit!!

Errorless version

Cut apart pictures and place in circle map about showing things about slavery.



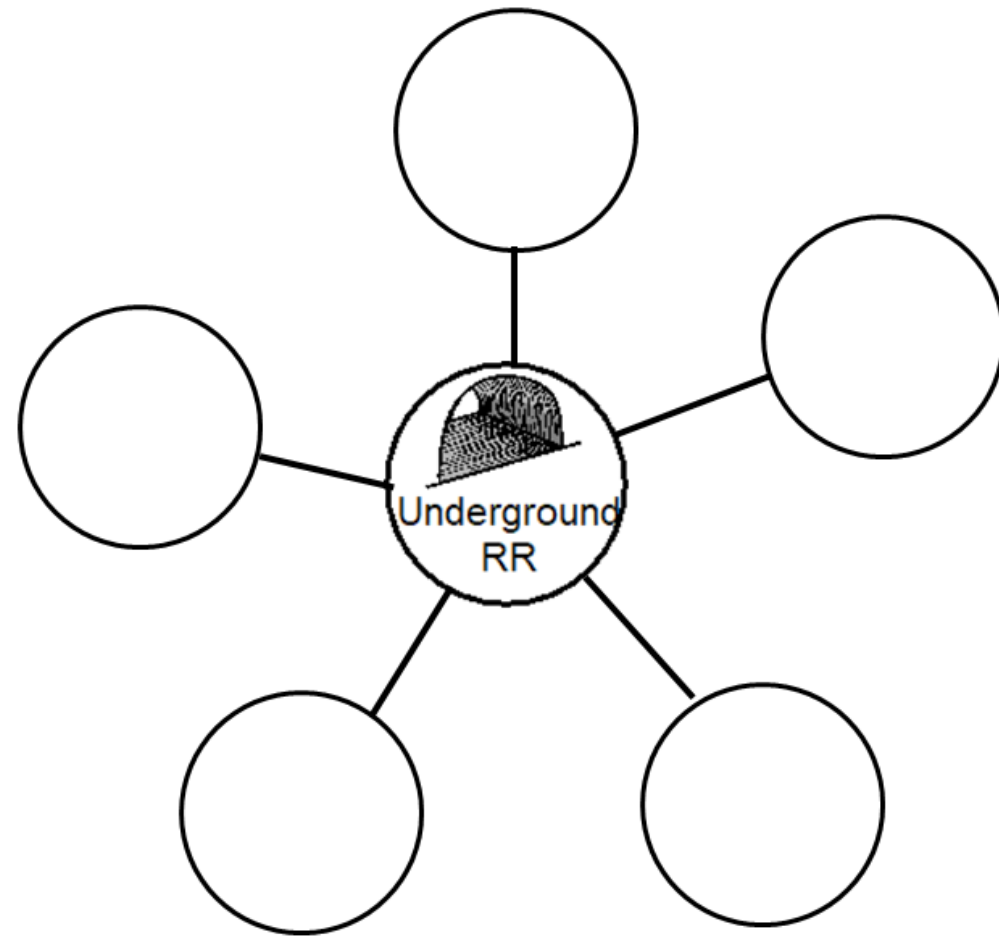
Cut apart pictures and place in circle map **ONLY IF** you think they are true about slavery.




There is a circle map looking at some simple facts about slavery. There is an option that only has correct answers and one that has wrong answers mixed in.



What was the Underground Railroad?




Students will complete a thinking map on the Underground Railroad. This is an errorless activity.



<p>Nancy</p>	<p>smart</p>	<p>slave</p>	<p>made it to Pennsylvania</p>
<p>owned by a man</p>	<p>poked with stick</p>	<p>his kids</p>	<p>wife and kids sold</p>
<p>strong</p>	<p>family split apart</p>	<p>good at his job</p>	<p>Dr. Smith</p>


Students will sort good and bad things that happened to Henry in the book. A color-coded version is provided.



Circle all the things that are upside down.



Students will circle all the objects that are upside down.



What freedom means to me

I am a free person. This makes me very

Being free means, I can go to the when I want.


Being free means, I can .

Being free means I don't have to .

Many people fought so I could be free. I am .



Students will write a story about what freedom meant to me. This is an errorless activity.



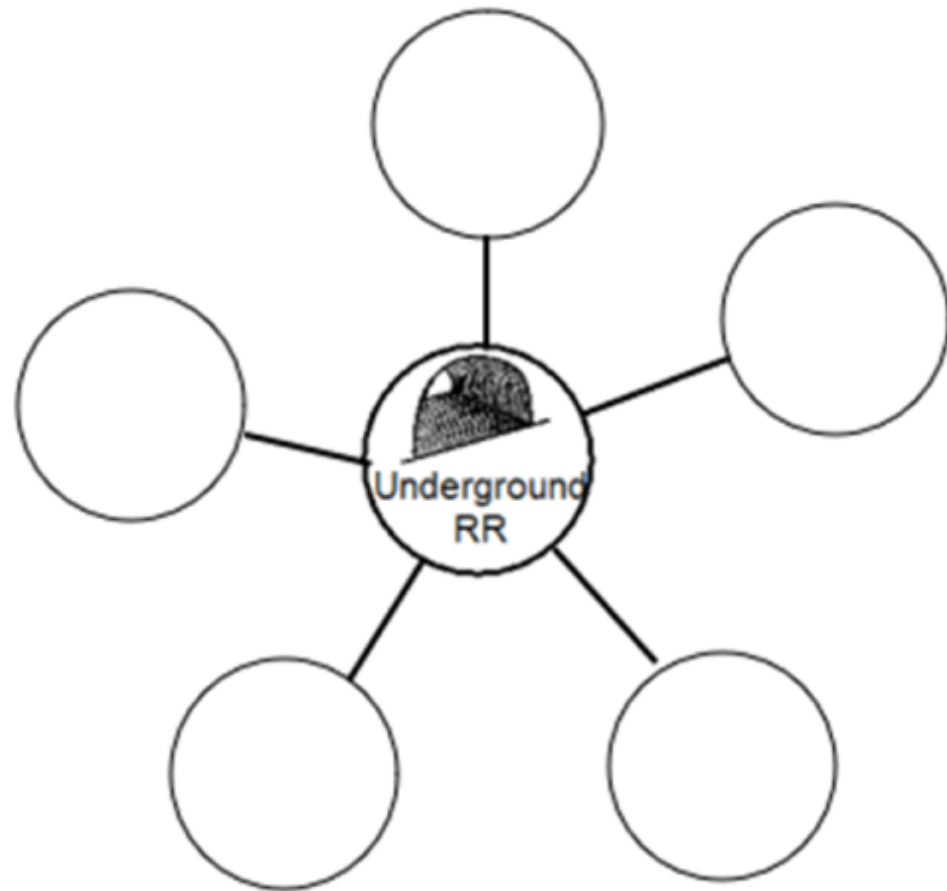
Watch the
book Henry's
Freedom Box
read aloud



There is a video of the
book read aloud. This is
a video from YouTube.



What was the Underground Railroad?




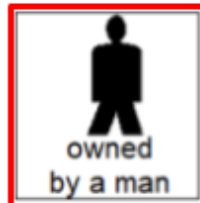


Place the pictures in the empty circles to show what the Underground Railroad was.



There are digital versions of the activities included. Students click and drag the answers.



Sort things you think were something good or bad that happened to Henry. If you are not sure, place it on the middle line.



Christa Joy, Special Needs for Special Kids
The Picture Communication Symbols ©1981–2019 by Tobii Dynavox. All Rights Reserved
Worldwide. Used with permission. Boardmaker® is a trademark of Tobii Dynavox

There are 2 sets, one that includes differentiation shown here.



I realize there will be some students out there unable to do cutting activities. I have a blog post with ways to complete activities without a pair of scissors!!

[Click Here to read more!!](#)