

Special Ed

Miss Smith and the Haunted Library



Special Needs for Special Kids

LITERACY UNIT

ALSO INCLUDES GOOGLE SLIDES



These literacy units are something I created and started using in my classroom. I had students with significant challenges and most were **non-readers**. This is a great way to expose all students to some great books.

Miss Smith and the Haunted Library

Literacy Unit for Special Education

By
Christa Joy
Special Needs for Special Kids



Table of Contents

Worksheet pages	Title
4-6	Story Board
7-12	Circle map: things in a library
13-17	Circle map: scary characters
18-21	Sorting monsters
22-26	Matching sets
27-30	Writing prompt: My ghost story
31-32	Terms of Use

In a separate file, there are directions and links to digital versions of these activities.

This unit has 31 pages plus 12 google slides. There are 5 activities to go with this book to last a full week of instruction.



ChristaJoy, Special Needs for Special Kids
 The Picture Communication Symbols ©1981–2018 by Tobii Dynavox. All Rights Reserved
 Worldwide. Used with permission. Boardmaker® is a trademark of Tobii Dynavox

This unit comes with a storyboard.

Storyboards are great for ALL students to assist with participation and engagement in group discussions.

Tips on how to use in the unit!!

What are some things you would normally find in a library?


Cut out pictures and glue in circle map on previous page showing things you would normally find in a library.




Cut out pictures and glue in circle map on previous page **ONLY** IF they show things normally in a library.



There is a circle map showing common things found in a library. There is an option that only has correct answers and one that has wrong answers mixed in.



What are some characters you would find in a story?




Cut out pictures and glue in circle map on previous page showing characters you would find in a story.

 Headless Horseman	 Count Dracula	 Werewolf	 Rumpelstiltskin
 Hound of Baskervilles	 Marley's Ghost	 Frankenstein	 Wicked Witch

Cut out pictures and glue in circle map on previous page **ONLY** IF they show characters you would find in a story.

 Headless Horseman	 Count Dracula	 farmer	 clerk
 Hound of Baskervilles	 Marley's Ghost	 Frankenstein	 Wicked Witch
 bank teller	 teacher	 Werewolf	 Rumpelstiltskin

There is a circle map showing characters found in a story. There is an option that only has correct answers and one that has wrong answers mixed in.




ChristaJoy, Spec
The Picture Communication Symbols ©1
Worldwide. Used with permission. B




people-like



















not people

 Headless Horseman	 Count Dracula	 Werewolf	 Ghost
 Hound of Baskervilles	 Marley's Ghost	 Frankenstein	 Wicked Witch
 Big Bad Wolf	 Queen of Hearts	 Giant	 Rumpelstiltskin
 Jabberwocky	 Hunchback	 Zombie	 Monster

Students will sort story characters/monsters that are and are not people-like. Suggestions for differentiation are included.



Match the correct set of cupcakes you would need if each monster gets one cupcake.


			
			
			
			

Match each set of cupcakes with the corresponding group of monsters.

Students will match sets of cupcakes to groups of monsters if each monster gets 1 cupcake. Suggestions for differentiation are included.

Answer key included.



My Ghost Story

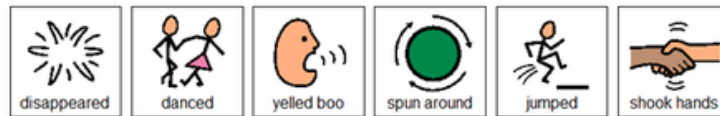
Once, I saw a ghost near the

It looked like a


It came toward me and

I felt

But then it handed me a




There is a writing prompt.
Students will write their own
ghost story. This is an
errorless activity.



















Listen to the
book read
aloud



There is a video of the book
read aloud. This is a video
from YouTube.



Match the effect below with what caused it from the story.

Christa Joy, Special Needs for Special Kids
 The Picture Communication Symbols ©1981–2019 by Tobii Dynavox. All Rights Reserved
 Worldwide. Used with permission. Boardmaker® is a trademark of Tobii Dynavox

There are digital versions of the activities included. Students click and drag the answers.



Sort the following monsters into those that are people-like and those that not like people.



Ghost



Count Dracula



Werewolf



Rumpelstiltskin



Hound of Baskervilles




Marley's Ghost



Big Bad Wolf



Headless Horseman



Queen of Hearts



Frankenstein



Giant



Jabberwocky



Hunchback



Zombie



Monster

©clipartino. All Rights Reserved Worldwide. Used with permission.

There are 2 sets, one that includes differentiation shown here.



I realize there will be some students out there unable to do cutting activities. I have a blog post with ways to complete activities without a pair of scissors!!

[Click Here to read more!!](#)