

Special ed

Hatchnet



Special Needs for Special Kids

37 activities

5 questions/
chapter



These novel units are something I created and started using in my classroom. I had students with significant challenges and most were **non-readers**. They were the best thing I ever did, and my students LOVED them.

Table of Contents

Worksheet pages	Title	Chapter
7-8	Suggestions for use	
9	Story board	
10	Title and Author	
11	Color the cockpit	
12-13	Divorce	
14-15	Reading an Altimeter (real)	
16	Reading an Altimeter (easy)	
17	Altimeter answer key	
18-19	When to call 911	
20	Adjusting the wheel	
21-22	Cause and Effect	
23-28	Keeping a secret	

Christa Joy, Special Needs for Special Kids The Picture Communication Symbols ©1981-2018 by Tobii Dynavox. All Rights Reserved Worldwide. Used with permission. Boardmaker® is a trademark of Tobii Dynavox.

Table of Contents

Worksheet pages	Title	Chapter
59-62	Perseverance Booklet	13
63	Icy Perseverance activity **TEACHER PREP REQUIRED**	13
64-65	Perseverance writing prompt	13
66-68	Skunk Circle map	14
69	Find Hidden birds	15
70-71	Meat/Vegetable sorting	15
72-74	Horns/Antlers Sorting	16
75-77	Tornado Writing Prompt	16
78-79	Solving problems	17
80-81	Dangers on land and in the lake	18
82-83	Contents of the Survival pack	19
84	The Rescue	epilogue

Christa Joy, Special Needs for Special Kids The Picture Communication Symbols ©1981-2018 by Tobii Dynavox. All Rights Reserved Worldwide. Used with permission. Boardmaker® is a trademark of Tobii Dynavox.

Table of Contents

Worksheet pages	Title	Chapter
29-31	Ocean/Lake Animals Sorting	4
32-34	Brian's Inventory	5
35-38	Making a Shelter STEM Challenge	6
39	Comprehension Check	6
40	Sorting Berries (color only)	7
41	Bear Circle Map	
42	Porcupine Facts	
43	Problem Solving: Why No Fire?	
44	Purpose of Fire	
45	What would make good kindling	
46	Responsible Social Story	
47	Responsibility Sort	
48	Tools of Yesterday and Today	12

Christa Joy, Special Needs for Special Kids The Picture Communication Symbols ©1981-2018 by Tobii Dynavox. All Rights Reserved Worldwide. Used with permission. Boardmaker® is a trademark of Tobii Dynavox.

This novel unit has **37** different activities. These activities are NOT comprehension-based. So, even if your students do not pay attention, they can still complete the activity.

Can you find the birds hidden in this picture?
Remember to look for the pear shape. Outline the
birds and color in the picture.



For example, Brian learns how to see hidden birds. In this activity, students will find the hidden birds in the drawing.

Suggestions for Use

- I made this unit to go along with the book, *Hatchet* by Gary Paulsen.
- The thought is that you would be reading it aloud to your class at a rate of about ½-1 chapter per day.
- Be sure to give each student their own copy of the story board (pg. 9) to use while reading and discussing the story.
- Benefits of reading out loud, even to classes made up of severely affected students:
 - Teaches students to sit quietly even when there isn't something for them to do. This is such an important life skill. We all have to spend time sitting and listening to someone we are not that interested in at some point.
 - Parents will LOVE you. Not only will they be excited their child is being exposed to age appropriate material, but you are teaching them how to sit quietly, which will hopefully transfer to home as well.
 - Even with your lowest level learners, you will have 1 or 2 that will truly enjoy the story.
 - It can be a calming experience to sit and listen to the teacher read in a methodical way.

Suggestions for Use

- I made this unit to go along with the book, *Hatchet* by Gary Paulsen.
- The thought is that you would be reading it aloud to your class at a rate of about ½-1 chapter per day.
- Be sure to give each student their own copy of the story board (pg. 9) to use while reading and discussing the story.
- Benefits of reading out loud, even to classes made up of severely affected students:
 - Teaches students to sit quietly even when there isn't something for them to do. This is such an important life skill. We all have to spend time sitting and listening to someone we are not that interested in at some point.
 - Parents will LOVE you. Not only will they be excited their child is being exposed to age appropriate material, but you are teaching them how to sit quietly, which will hopefully transfer to home as well.
 - Even with your lowest level learners, you will have 1 or 2 that will truly enjoy the story.
 - It can be a calming experience to sit and listen to the teacher read in a methodical way.

Suggestions on how I found this activity worked best in my classroom are provided. I typically had 6-8 students with one adult assistant in the room with me.

Hatchet

Novel Unit for Special Education

By
Christa Joy
Special Needs for Special Kids

Color version



This entire novel unit comes in 2 separate files. One is completely in color and one is completely in black and white.



Story discussion
copy for each
for class

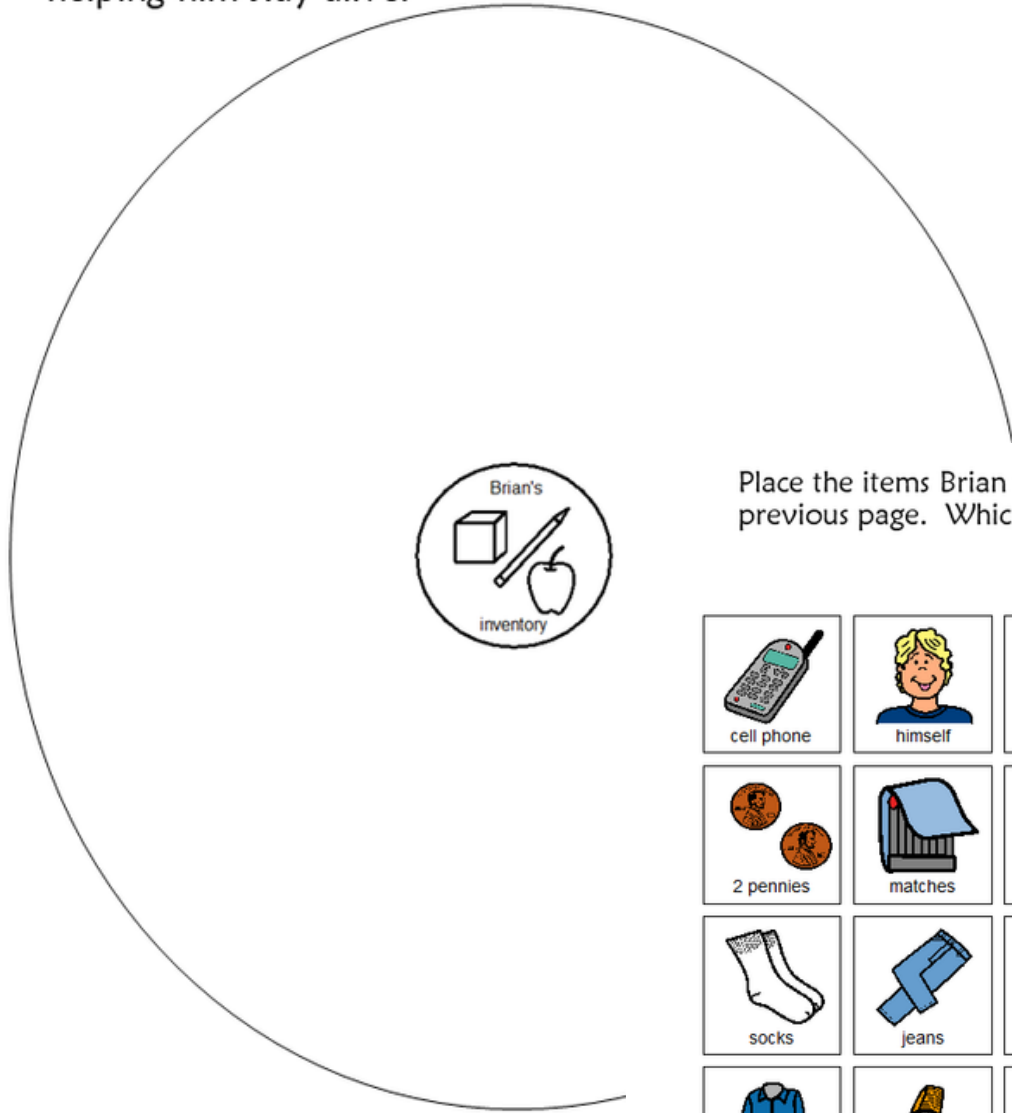
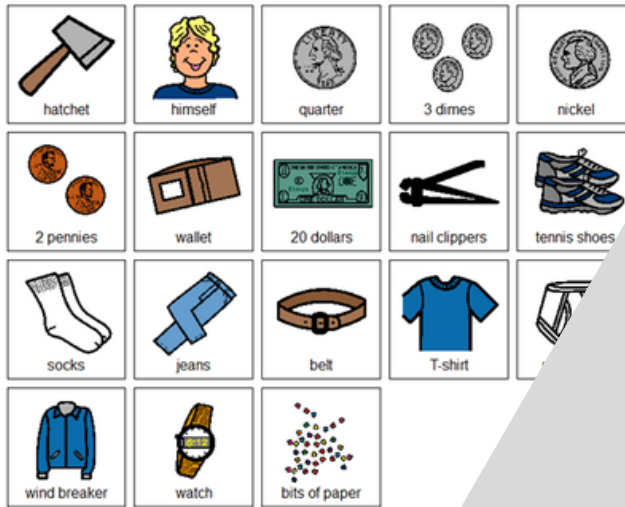
This unit comes with a vocabulary board.

Vocabulary boards are great for ALL students to assist with participation and engagement in group discussions.

Tips on how to use in the unit!!

Mr. Perpich taught Brian about positive thinking and staying motivated. So, Brian did an inventory of everything he has. Put the items below that Brian found he had. Circle those that you think will be useful in helping him stay alive.

Place the items Brian found in the circle map on the previous page. Which do you think will be helpful?




Place the items Brian found in the circle map on the previous page. Which do you think will be helpful?



There are circle maps in this unit. Circle maps are a great way for students to see the big idea.

Here are some interesting facts about bears. Cut them out and place in the circle map on the previous page.



Here are some interesting facts about bears. Cut them out and place in the circle map on the previous page.

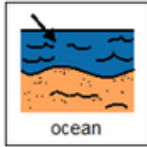


Each circle map comes with 2 choices:


An errorless option with only correct answers

An option that has wrong answers mixed in students will need to set aside.

Brian has landed by a lake and sees various animals and birds. These are different than ones you may see at the ocean. Sort the pictures of animals, birds and plants depending on if you think they would be found near/in a lake or near/in the ocean.



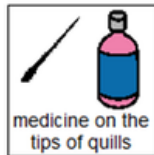

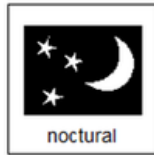
Cut the pictures below apart and place in the correct column on the previous page.



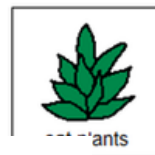


There are sorting activities.

Directions on how to add color coding or a separate differentiated version is included.

Look at the facts on the left. Glue a picture of a porcupine next to it to learn more about these interesting animals.




Look at the facts on the left. Glue a picture of a porcupine next to it to learn more about these interesting animals.




There are matching activities. Differentiated versions with dashed lines to trace are included.

Cut out the porcupines and place next to facts on the previous page.



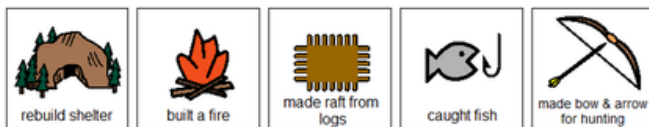
Brian finally figures out how to make a fire. Fire is very important for his survival. Cut out the pictures and place in the picture to show why fire is important when you are in the wild. Color when done.



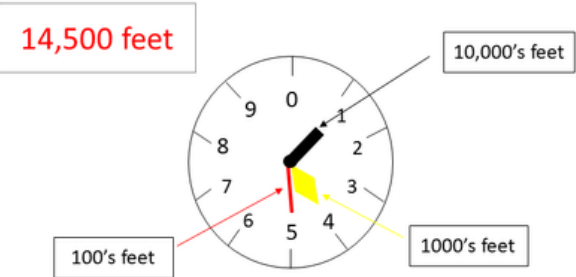
Brian faces many problems while stuck in the wild. Match the solution he finds to each problem.

 hungry	→	<input type="text"/>
 mosquitos	→	<input type="text"/>
 tornado comes	→	<input type="text"/>
 gets tired of fish	→	<input type="text"/>
 plane in lake	→	<input type="text"/>

Match the solutions to the problems on previous page.



Below is an altimeter. Using the example, determine how many feet in the air the plane is by reading the dial.



feet


Christa Joy, Special Needs for Special Kids The Picture Communication Symbols © 1981-2018 by Tobii Dynavox. All Rights Reserved Worldwide. Used with permission. Boardmaker® is a trademark of Tobii Dynavox.

Christa Joy, Special Needs for Special Kids The Picture Communication Symbols © 1981-2018 by Tobii Dynavox. All Rights Reserved Worldwide. Used with permission. Boardmaker® is a trademark of Tobii Dynavox.

Look at each picture. Circle those things Brian has to try and start a fire in each picture. Put an X on those things that are not there. Color in the picture green if you think it would make a fire and red if it would not.

 Lots of kindling that is damp from the rain.	 Lots of kindling that is dry with sparks, but it is all under a trashcan.
 Lots of kindling that is dry with sparks, and Brian is blowing on the pile.	 No kindling, just a log with sparks, and Brian is blowing on the log.

Have you ever been in an airplane? Have you ever seen the cockpit? This is what Brian may have seen as he sat in the plane. Color the picture of the cockpit below.

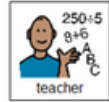


Christa Joy, Special Needs for Special Kids The Picture Communication Symbols © 1981-2018 by Tobii Dynavox. All Rights Reserved Worldwide. Used with permission. Boardmaker® is a trademark of Tobii Dynavox.

Because there are so many activities, you can choose the ones that fit your students the best.

CH 4


1. Who is the secret about?



2. When Brian woke up how did he feel?



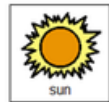
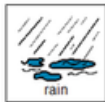
3. What hurt the most?



4. What covered him and got in his eyes, nose, and mouth?



5. What made the mosquitos finally go away?


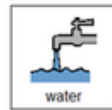



CH 7



1. What woke Brian up?





2. What made Brian sick?



3. What was the secret?



4. What kind of berries did Brian find on his second trip?



5. What showed up while he was picking the berries?



This unit does come with comprehension questions. There are 5 questions for every chapter. Each question has 3 picture choices. They are in color and black and white.

Answer key included!!

Save money and get this with the Gary Paulsen Bundle that includes Brian's Winter (what if Brian had not gotten rescued??)

[CLICK HERE](#)

