

Special Ed

HALLOWEEN UNIT

INCLUDES GOOGLE SLIDES



For students who:

- are emerging or non-readers
- take alternate assessments
- are in special education
- short-attention span
- lack pre-requisite skills
- benefit from the use of pictures for support

All you need for Halloween:

- Book on the history of the holiday
- Vocabulary & spelling
- ELA Activities
- Math Activities
- Picture recipe
- Bingo
- Quiz
- Social Story on Trick or Treating

**All activities
in print and
digital
formats**

Halloween Unit

By
Christa Joy
Special Needs for Special Kids



Christa Joy, Special Needs for Special Kids
The Picture Communication Symbols ©1981–2018 by Tobii Dynavox. All Rights Reserved
Worldwide. Used with permission. Boardmaker® is a trademark of Tobii Dynavox

Table of Contents

Pages	Activity
4-5	Vocabulary board
6-21	Bingo cards
22-25	Circle map
26-33	Dictionary
34-42	Spelling
43-46	Patterns
47-49	Spooky inferences
50-52	Writing prompt
53-62	Assessment
63-65	Oreo spider snacks
66-67	Terms of Use

Also included in this resource as separate files:

- Lesson plans
- Links and directions to digital activities
- PowerPoint (this is the book in the lesson plans)
- Voice recorded PowerPoint
- Social Story PowerPoint
- Activities in black and white

Christa Joy, Special Needs for Special Kids
The Picture Communication Symbols ©1981–2018 by Tobii Dynavox. All Rights Reserved
Worldwide. Used with permission. Boardmaker® is a trademark of Tobii Dynavox

This unit contains 6 days of material.

- Print and digital formats
- 2 separate files; color and black and white (for easier printing)

Day 6

Activity	Notes	Materials
Read the book: Let's Go Trick or Treating (10 minutes)	<ul style="list-style-type: none">• Read through the story, asking lots of questions• Continue to make connections between book and vocabulary board	<ul style="list-style-type: none">• Book• Vocabulary board
Bingo (15 minutes)	<ul style="list-style-type: none">• See separate pdf for Bingo cards and directions• For different ways to play Bingo and use the cards go here: https://specialneedsforspecialkids.org/2022/01/31/10-ways-to-play-bingo-in-your-special-education-classroom/	<ul style="list-style-type: none">• Bingo boards• markers
Inferences review (5 minutes)	<ul style="list-style-type: none">• Review the worksheets completed yesterday	<ul style="list-style-type: none">• Worksheets completed yesterday
Writing Prompt (10 minutes)	<ul style="list-style-type: none">• Complete the writing prompt on choosing the perfect costume<ul style="list-style-type: none">○ Directions are included in the worksheet○ Students can write more than one story○ Errorless activity	<ul style="list-style-type: none">• prompt• Scissors• Glue
Sharing (10 minutes)	<ul style="list-style-type: none">• Each student shares their story with the group using the communication method of their choice	<ul style="list-style-type: none">• Completed stories• Communication devices

The lesson plans contain:

- Overall tips for teaching students with significant needs
- A quick look at what you will do each day
- Detailed instructions on how that day's lesson should run

On the last day in October, people would dress up to scare away any spirits that could threaten their town in the harsh winters.



Christa Joy, Special Needs for Special Kids

Today, almost 6 billion dollars is spent every year in the US on this holiday. It is the second largest commercial holiday.



Christa Joy, Special Needs for Special Kids

There is a 15-page book on the history of Halloween with simple text and engaging photos.

It comes in:

- PowerPoint
- mp4 movie version you can use in google slides



Christa Joy, Special Needs for Special Kids
 The Picture Communication Symbols ©1981–2019 by Tobii Dynavox. All Rights Reserved
 Worldwide. Used with permission. Boardmaker® is a trademark of Tobii Dynavox

This unit comes with a
 storyboard.

Storyboards are great for
 ALL students to assist with
 participation and
 engagement in group
 discussions.

Tips on how to use in the
 unit!!

Cut out pictures and place in map on previous page.



Cut out pictures and place in map on previous page **ONLY IF** it relates to Halloween.




There is a circle map reviewing some of the facts from the book about the history of Halloween.

- errorless version
- version with wrong answers mixed in



Christa Joy, Special Needs fo
The Picture Communication Symbols ©1981-2019 b
Worldwide. Used with permission. Boardmaker!

Matching choices for previous pages. Two levels: pictures and word definitions.



Christa Joy, Special Needs for Special Kids
The Picture Communication Symbols ©1981-2019 by Tobii Dynavox. All Rights Reserved
Worldwide. Used with permission. Boardmaker® is a trademark of Tobii Dynavox

Matching choices for previous pages. Two levels: pictures and word definitions.

Black animals that fly at night	Kids going around and asking for candy	Carved pumpkin with a light inside
Furry black symbol of bad luck on Halloween	Creature with 8 legs that spins a web	Creature wrapped in white bandages
House where spirits live and looks scary	Just bones of a person walking around	Place where people who are dead are buried
White creature that floats and says "boo"	Scary woman who cooks in a big black pot	A favorite type of candy at Halloween

There is a Halloween dictionary students can put together using either pictures or words.




There are 3 pattern worksheets.

- ABAB
- AAB
- ABC



Christa Joy, Special Need
The Picture Communication Symbols ©1981-2019
Worldwide. Used with permission. Boardmaker



Christa Joy, Special Needs for Special Kids
The Picture Communication Symbols ©1981-2019 by Tobii Dynavox. All Rights Reserved
Worldwide. Used with permission. Boardmaker® is a trademark of Tobii Dynavox



1. What are the kids wearing?



robe




costumes

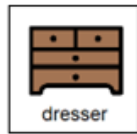


jewelry

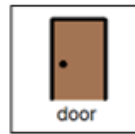
2. What is the man standing behind?



podium



dresser



door

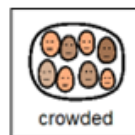
3. How are the kids arranged?



circle



line



crowded

4. What do you think is happening?



student election



play



costume contest

There are 2 worksheets that guide students through making an inference based on a picture.

The Perfect Costume

This year, I want to be a for Halloween.

helped me pick out my costume.



I will go trick or treating at .

My favorite candy to get is .



I think Halloween is .



 ghost	 witch	 pirate	 knight	 baseball player	 ballet dancer
 mom	 best friend	 brother	 sister	 grandmother	 neighbor
 my neighbors	 home	 school	 church	 the park	 the library
 candy bar	 Hershey bar	 lollipop	 surprise candy	 hard candy	 jellybeans
 great	 fun	 exciting	 scary	 wonderful	 the best

Christa Joy, Special Needs for Special Kids The Picture Communication Symbols ©1981-2019 by Tobii Dynavox. All Rights Reserved Worldwide. Used with permission. Boardmaker® is a trademark of Tobii Dynavox

There is a writing prompt about choosing the perfect costume.

This is an errorless activity.

Oreo Spiders



- Preparation
 - Print out ingredient labels and affix to ingredients prior to lesson
 - Depending on the learning level of your students you can either pre-measure the ingredients so they are just dumping in what is in the containers, **or**
 - Allow your students to measure out the correct amount (good for older students especially)
 - Review and address any food allergies
 - Depending on learning style of your students, either print a class copy of the recipe for each student
 - *For students that are vis apart the recipe and mc separate index card*
- Directions
 - As a class make Oreo spider



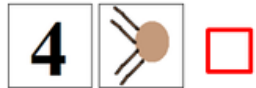

Christa Joy, Special Needs for 5;
The Picture Communication Symbols ©1981–2019 by T;
Worldwide. Used with permission. Boardmaker® is

Ingredient Labels




Christa Joy, Special Needs for Special Kids
The Picture Communication Symbols ©1981–2019 by Tobii Dynavox. All Rights Reserved
Worldwide. Used with permission. Boardmaker® is a trademark of Tobii Dynavox

Recipe

1. Get 1 Oreo

2. Get 8 pretzel sticks

3. Place 4 on each side for legs

4. Using frosting, place 2 M&M for eyes




Christa Joy, Special Needs for Special Kids
The Picture Communication Symbols ©1981–2019 by Tobii Dynavox. All Rights Reserved
Worldwide. Used with permission. Boardmaker® is a trademark of Tobii Dynavox



There is a picture
recipe for Oreo Spider
Snacks.


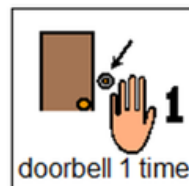

Go up to the door and ring the doorbell or knock on the door.



Only ring the doorbell one time. If no one answers, go on to the next house.

Christa Joy, Special Needs

Remember...



Christa Joy, Special Needs for Special Kids

There is a 10 page social story on trick or treating.

It comes in:

- PowerPoint
- mp4 movie version you can use in google slides

Bingo cards



- Included are 10 Bingo cards in color and 10 Bingo cards in BW.
- Place the cards in page protectors or laminate for long term use.
- This is a great way to practice the new vocabulary included in this unit.
- **Cut apart a set of the vocabulary cards to use as the calling cards.**
- Options:
 - Show students the picture for them to match
 - Read the definition and see if students can find the matching picture
 - Work as teams
 - Vary the "winning" patterns.
 - Cover all
 - Cover corners
 - Row across or down
 - Cover the edges
 - Vary the ways to mark the card
 - Place in page protector or laminate and use dry erase markers
 - Stickers
 - Post-it notes
 - Dot markers

Christa Joy, Special Needs for Special Kids
 The Picture Communication Symbols ©1981–2021 by Tobii Dynavox. All Rights Reserved
 Worldwide. Used with permission. Boardmaker® is a trademark of Tobii Dynavox



Halloween

 jack-o-lantern	 October	 costumes	 candy
 treat bag	 trick or treat	 ghost	 haunted house
 witch	 bat	 holiday	 carve
 party	 doorbell	 fall	31

Christa Joy, Special Needs for Special Kids
 The Picture Communication Symbols ©1981–2021 by Tobii Dynavox. All Rights Reserved
 Worldwide. Used with permission. Boardmaker® is a trademark of Tobii Dynavox

There are also 10 Bingo cards included.

There are suggestions for 10 different ways you can play bingo to keep students more engaged.

Version 1

1. Halloween is celebrated in:



2. The Celtic farmers first celebrated Halloween to scare off:



3. On the first of November, the church remembers:



4. What would people give out at Halloween so one would play a trick on them?



5. True or False: Halloween is a big commercial holiday in the US.



Christa Joy, Special Needs for Special Kids
The Picture Communication Symbols ©1981-2019 by Tobii Dynavox. All Rights Reserved
Worldwide. Used with permission. Boardmaker® is a trademark of Tobii Dynavox

Version 3

1. Halloween is celebrated in:

- A. January
- B. October
- C. March

2. The Celtic farmers first celebrated Halloween to scare off:

- A. spirits
- B. cats
- C. spiders

3. On the first of November, the church remembers:

- A. farmers
- B. witches
- C. saints

4. What would people give out at Halloween so no one would play a trick on them?

- A. candy
- B. apples
- C. costumes

5. True or False: Halloween is a big commercial holiday in the US.

Version 2

Print onto cardstock or mount on index cards. Cut pictures apart and show student answer choices for each question.


people wear for Halloween?

Q 3



Christa Joy, Special Needs for Special Kids
The Picture Communication Symbols ©1981-2019 by Tobii Dynavox. All Rights Reserved
Worldwide. Used with permission. Boardmaker® is a trademark of Tobii Dynavox

Q 4



Christa Joy, Special Needs for Special Kids
The Picture Communication Symbols ©1981-2019 by Tobii Dynavox. All Rights Reserved
Worldwide. Used with permission. Boardmaker® is a trademark of Tobii Dynavox

Finally, there is an assessment that is available in 3 versions. These are given 1:1 and read aloud to the student.

On the last day in October, people would dress up to scare away any spirits that could threaten their town in the harsh winters.




Christa Joy, Special Needs for Special Kids

Watch the movie about the history of Halloween


There is a video of the book and social story read aloud.

Make great independent learning centers

1. Halloween is celebrated in:



2. The Celtic farmers first celebrated Halloween to scare off:




3. On the first of November, the church remembers:




4. What would people give out at Halloween so no one would play a trick on them?



5. True or False: Halloween is a big commercial holiday in the US.



Circle the correct answer.



There are digital versions of the activities included. Students click and drag the answers.

Perfect for every learning level



Place pictures in circle map about Halloween.



There are 2 sets, one that includes differentiation shown here.