

Special Ed

Weather Now

TUE

WED

THU

FRI

SAT

SUN

MON



GROUNDHOG  
WEATHER  
SCHOOL

LITERACY UNIT



Special Needs for Special Kids

ALSO INCLUDES GOOGLE SLIDES



These literacy units are something I created and started using in my classroom. I had students with significant challenges and most were **non-readers**. This is a great way to expose all students to some great books.

# Groundhog Weather School

Literacy Unit for Special Education

By  
Christa Joy  
Special Needs for Special Kids



## Table of Contents

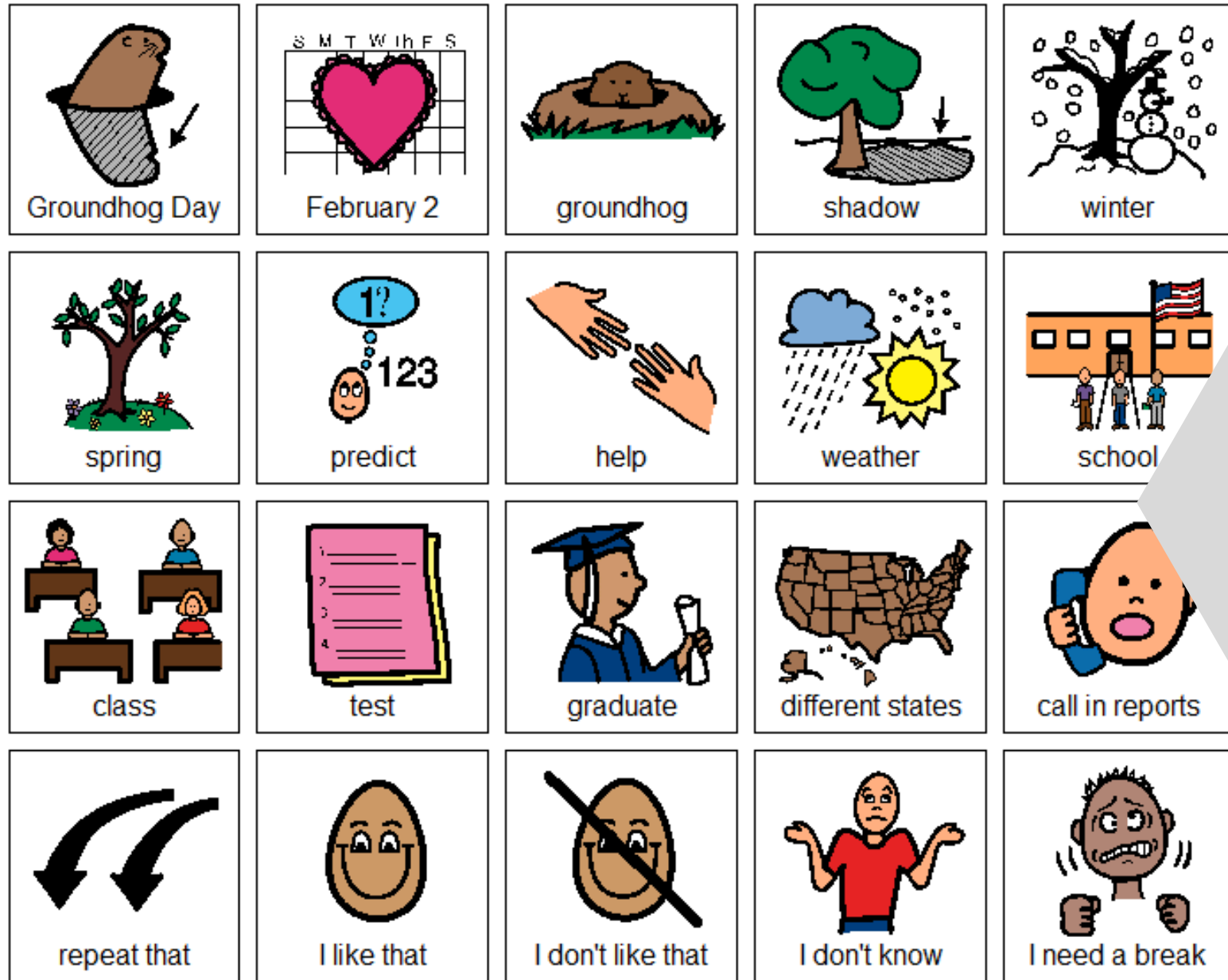
Worksheet pages	Title
4-5	Story Board
6-8	Reading a flyer
9-14	Groundhog facts
15-18	Where are they from?
19-21	Sorting animals that do and do not hibernate
22-24	Matching shadows to objects
25-27	Writing prompt: If I were a groundhog
28-29	Terms of Use

In a separate files you will find:

- Activities in black and white
- Link and directions for digital activities (including the book read aloud)

This unit has **35 pages plus 14 google slides**. There are 6 activities to go with this book to last a full week of instruction.

This unit has 2 separate files, one in color and one in black and white.



This unit comes with a storyboard.

Storyboards are great for ALL students to assist with participation and engagement in group discussions.

Tips on how to use in the unit!!

## Do you have what it takes?

Do you have what it takes to predict the weather? Come try out and see.

**When:** February 2 6:30 am

**Where:** Groundhog Hill

**Who:** All groundhogs



Christa Joy, Special Needs for Special Kids  
The Picture Communication Symbols ©1981-2019 by Tobii Dynavox. All Rights Reserved  
Worldwide. Used with permission. Boardmaker® is a trademark of Tobii Dynavox

Answer the following questions about the flyer.

1. What is the flyer about?



2. Who is the flyer for?



3. What time does the event start?



4. Where is the event?




5. What does the event take place?



Christa Joy, Special Needs for Special Kids  
The Picture Communication Symbols ©1981-2019 by Tobii Dynavox. All Rights Reserved  
Worldwide. Used with permission. Boardmaker® is a trademark of Tobii Dynavox

Students will practice reading a flyer and answer some questions about it.



# Groundhog facts

Version 1

- 1. Groundhogs are mammals.
- 2. Groundhogs are furry.
- 3. Groundhogs live in a burrow.
- 4. Groundhogs are rodents.
- 5. Groundhogs only eat plants.

Christa Joy, Special Needs for Special Kids  
The Picture Communication Symbols ©1981-2018 by Tobii Dynavox. All Rights Reserved


# Groundhog facts

Version 2


- 1. Groundhogs are mammals.
- 2. Groundhogs have feathers.
- 3. Groundhogs are furry.
- 4. Groundhogs live in the desert.
- 5. Groundhogs live in a burrow.
- 6. Groundhogs lay eggs.
- 7. Groundhogs are rodents.
- 8. Groundhogs make great pets.

Special Needs for Special Kids  
©2018 by Tobii Dynavox. All Rights Reserved  
dmaker® is a trademark of Tobii Dynavox

Use for version 1



Students will complete a fact sheet about groundhogs. They will glue a picture next to each fact. There is an errorless version and one that has some wrong facts mixed in.



Look at the chart and color in the states where these famous groundhogs are from.

Version 1



Look at the chart and color in the states where these famous groundhogs are from.

Version 2



- Punxsutawney Phil, Pennsylvania >> red
- General Beauregard Lee Lilburn, Georgia >> yellow
- Jimmy the Groundhog, Wisconsin >> blue
- Buckeye Chuck, Ohio >> green
- Staten Island Chuck, New York >> pink
- Pierre C. Shadeaux, Louisiana >> orange
- Sir Walter Wall Raleigh, North Carolina >> purple

Look at the chart and color in the states where these famous groundhogs are from.

Version 3

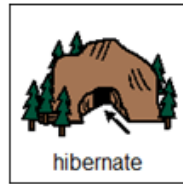


- Punxsutawney Phil, Pennsylvania >> red
- General Beauregard Lee Lilburn, Georgia >> yellow
- Jimmy the Groundhog, Wisconsin >> blue
- Buckeye Chuck, Ohio >> green
- Staten Island Chuck, New York >> pink
- Pierre C. Shadeaux, Louisiana >> orange
- Sir Walter Wall Raleigh, North Carolina >> purple

Students will complete a map, coloring in states that famous groundhogs are from using a map key. There are 3 levels with increasing levels of support.




Some animals hibernate and some do not. Sort the animals on the next page into the correct column.



















 <p>bear</p>	 <p>wolf</p>	 <p>skunk</p>	 <p>cat</p>
 <p>turtle</p>	 <p>seal</p>	 <p>pelican</p>	 <p>rabbit</p>
 <p>fox</p>	 <p>hedgehog</p>	 <p>bumble bee</p>	 <p>cow</p>
 <p>snake</p>	 <p>bat</p>	 <p>dog</p>	 <p>groundhog</p>

This is a sorting activity looking at animals that do and do not hibernate. There are suggestions for differentiation. An answer key is included.






What did each stone used to be?

Match the object to the stone on the previous page.

Students will match shadows to the objects that make them. There are suggestions for differentiation.



# I am a famous groundhog

Hi, my name is , and I am a famous groundhog.

I live in .

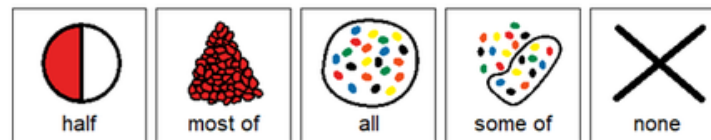


Every year, on February 2, I wear a  to make my prediction.

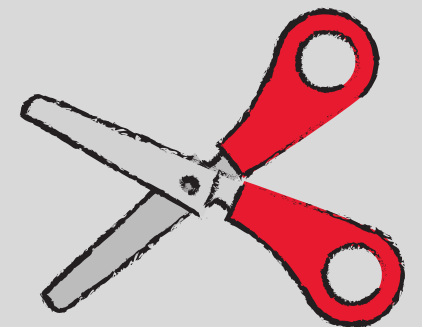
I also , which is what makes me famous.

So far, I have been right  of the time.

Students can write in their own name or make up one.




Students will write a story about being a famous groundhog. This is an errorless activity that allows students to write their own story independently.



Listen to  
Groundhog  
Weather  
School read  
aloud



There is a video of the  
book read aloud. This is  
a video from YouTube.



## Groundhog facts

1. Groundhogs are mammals.

2. Groundhogs are furry.

3. Groundhogs live in a burrow.

4. Groundhogs are rodents.

5. Groundhogs only eat plants.

6. Groundhogs hibernate.

7. Groundhogs run fast.

8. Groundhogs have strong senses.

9. Groundhogs weight about 10 pounds.

10. Groundhogs live in places that have cold winters.

Place a picture of a groundhog by each fact.



Christa Joy, Special Needs for Special Kids  
The Picture Communication Symbols ©1981-2019 by Tobii Dynavox. All Rights Reserved Worldwide. Used with permission. Boardmaker® is a trademark of Tobii Dynavox

There are digital versions of the activities included. Students click and drag the answers.



- Punxsutawney Phil, **Pennsylvania >> red**
- General Beauregard Lee Lilburn, **Georgia >> yellow**
- Jimmy the Groundhog, **Wisconsin >> blue**
- Buckeye Chuck, **Ohio >> green**
- Staten Island Chuck, **New York >> pink**
- Pierre C. Shadeaux, **Louisiana >> orange**
- Sir Walter Wall Raleigh, **North Carolina >> purple**

Cover up each state according to the map key.



There are 2 sets, one that includes differentiation shown here.



I realize there will be some students out there unable to do cutting activities. I have a blog post with ways to complete activities without a pair of scissors!!

**[Click Here to read more!!](#)**