

Christmas

Gingerbread Baby



INCLUDES GOOGLE SLIDES

Special Needs for Special Kids



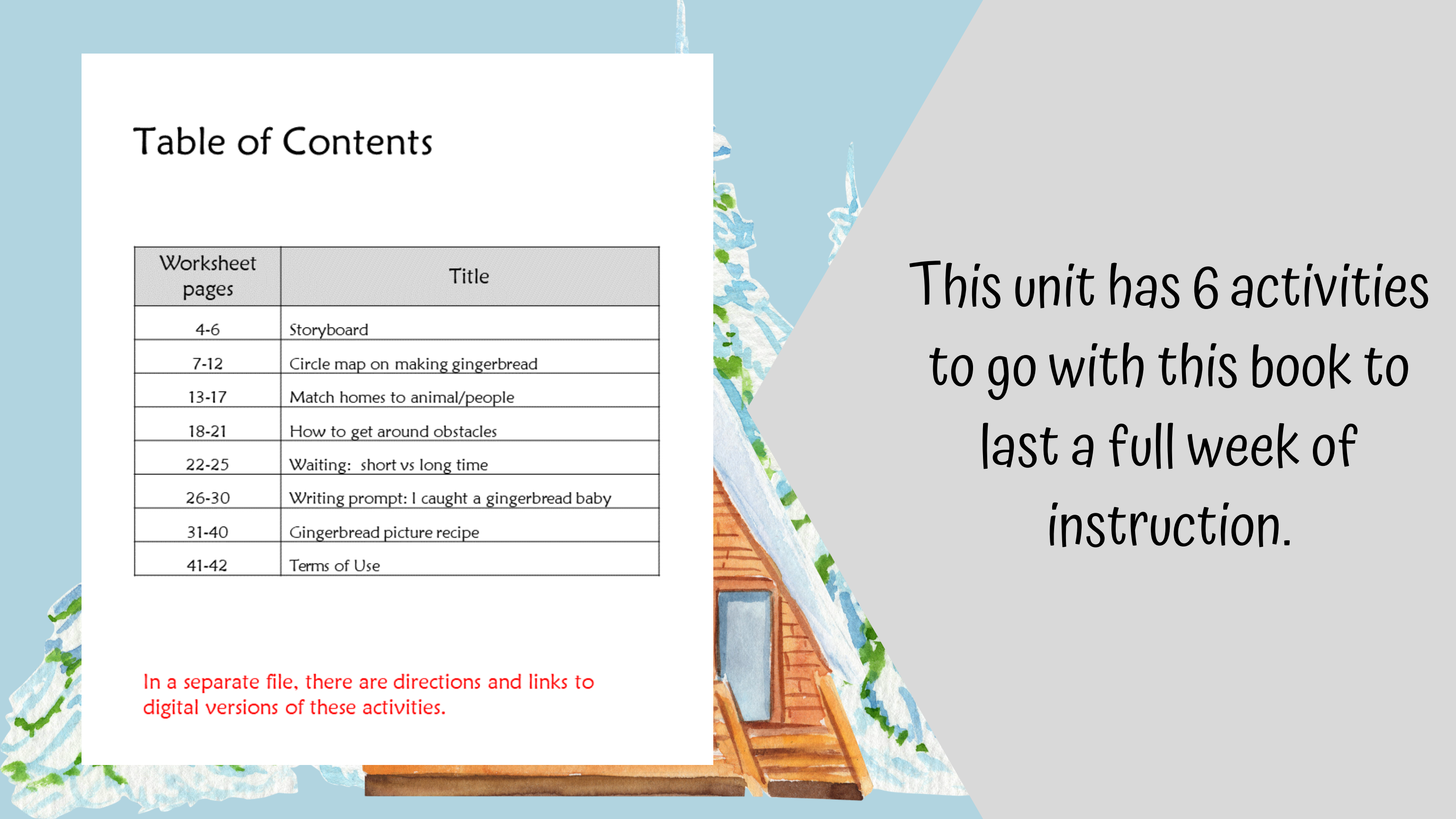
These literacy units are something I created and started using in my classroom. I had students with significant challenges and most were **non-readers**. This is a great way to expose all students to some great books.

Table of Contents

Worksheet pages	Title
4-6	Storyboard
7-12	Circle map on making gingerbread
13-17	Match homes to animal/people
18-21	How to get around obstacles
22-25	Waiting: short vs long time
26-30	Writing prompt: I caught a gingerbread baby
31-40	Gingerbread picture recipe
41-42	Terms of Use

In a separate file, there are directions and links to digital versions of these activities.

This unit has 6 activities to go with this book to last a full week of instruction.



This unit comes with a storyboard.

Storyboards are great for ALL students to assist with participation and engagement in group discussions.

Tips on how to use in the unit!!



Have you ever made gingerbread? What are some things you might need?


Cut apart the pictures and place in circle map about gingerbread.



Cut apart the pictures and place in circle map **ONLY IF** they are about gingerbread.



There is a circle map on making gingerbread. There is an option that only has correct answers and one that has wrong answers mixed in.




The gingerbread baby is caught once he finds where he is supposed to live. Match the person/animal with the place they would live.



ChristaJoy, Special Needs for Special Kids
The Picture Communication Symbols ©1981–2018 by Tobii Dynavox. All Rights Reserved
Worldwide. Used with permission. Boardmaker® is a trademark of Tobii Dynavox




The gingerbread baby is caught once he finds where he is supposed to live. Match the person/animal with the place they would live.











ChristaJoy, Special Needs for Special Kids
The Picture Communication Symbols ©1981–2018 by Tobii Dynavox. All Rights Reserved
Worldwide. Used with permission. Boardmaker® is a trademark of Tobii Dynavox









Students will match the home/bed of each person or animal. A differentiated version is included.




Find the best way (preposition) for the gingerbread baby to get around the following obstacles.

 bridge	 tunnel
 fence	 tree
 person	 gate
 bench	 lion


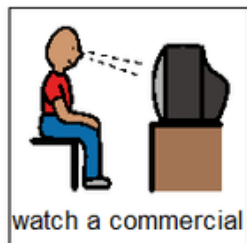


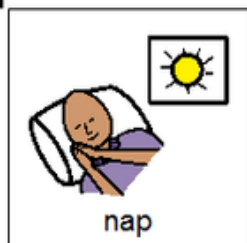



Match the preposition below with the obstacle on the previous page.

 go over	 go around	 go around	 go through
 go under	 go through	 go over	 turn around


Students will find the best preposition to get around an obstacle just like the gingerbread baby did.



Matti could not wait the 8 minutes before opening the oven. Waiting is hard. Look at the pictures on the next page and put them in the correct column.



Students will sort activities if they take a sort or long time.



How I caught a gingerbread baby

My gingerbread baby ran away to the

I took a

to catch him with.




I chased him through a

I chased him around a







I finally caught him next to the



Students will write a story about catching a gingerbread baby. This is an errorless task and a great way for students to write a story independently.







Ingredient Labels

 butter	 egg
 flour	 brown sugar
 baking soda	 vanilla

Christa Joy, Special Needs for Special Kids
The Picture Communication Symbols ©1981-2021 by Tobii Dynavox. All Rights Reserved
Worldwide. Used with permission. Boardmaker® is a trademark of Tobii Dynavox








1. Mix

$3/4$			<input type="checkbox"/>
$3/4$			<input type="checkbox"/>



2. Add and mix

1		<input type="checkbox"/>	
1			<input type="checkbox"/>
$1/2$		 molasses	<input type="checkbox"/>

Christa Joy, Special Needs for Special Kids
The Picture Communication Symbols ©1981-2021 by Tobii Dynavox. All Rights Reserved
Worldwide. Used with permission. Boardmaker® is a trademark of Tobii Dynavox

There is a picture recipe for making gingerbread cookies as a class.

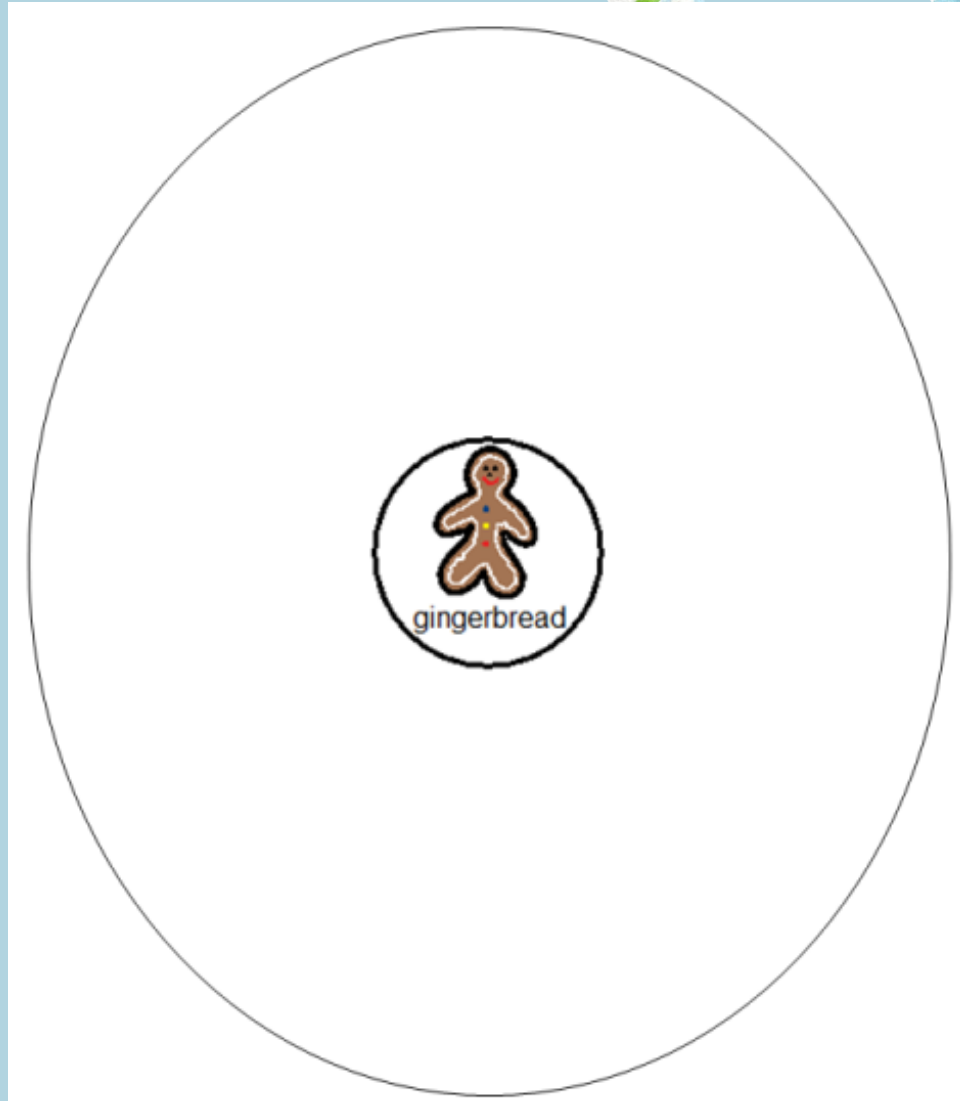
Listen to the
Gingerbread
Baby read
aloud













There is a video of the
book read aloud. This is
a video from YouTube.



Make great independent learning centers




Place some of the pictures in circle map showing some things you know about gingerbread.
















 flour	 sugar	 molasses	 mixer
 rolling pin	 cookie cutters	 icing	
 butter	 cookie sheet		

Christa Joy, Special Needs for Special Kids
The Picture Communication Symbols ©1981–2019 by Tobii Dynavox. All Rights Reserved
Worldwide. Used with permission. Boardmaker® is a trademark of Tobii Dynavox









There are digital versions of the activities included. Students click and drag the answers.



Perfect for every learning level

 bridge		 tunnel	
 fence		 tree	
 person		 gate	
 bench		 lion	

Match the best preposition showing how to get around the following obstacles.

 go over	 go over	 go around
 go around	 go through	 go under
 go through	 turn around	

There are 2 sets of slides, one that includes differentiation using color shown here.