

Ghost Town at Sundown Magic Tree House #10



11 activities

15 questions



Special Needs for Special Kids





These novel units are something I created and started using in my classroom. I had students with significant challenges and most were **non-readers** (like my little guy). They were the best thing I ever did, and my students LOVED them.

Table of Contents

Worksheet pages	Title	Chapter
4-5	Suggestions for use	
6	Story board	
7	Title and Author	
8-10	Animals that hop	1
11-12	Match the hat to the person	2
13-15	Things that make you sneeze	3
16	Horse Rules	4
17-19	Brave circle map	5
20-21	Idioms	6
22-23	My Ghost Story	7
24-25	Good vs bad pets	8
26-27	Finding the best shoes	9
28-29	Then vs now	10
30-31	My trip in the magic treehouse	10
32	Other Novel Units available	
33-34	Terms of Use	

This novel unit has **11 different activities**.

There is an activity for each chapter that is NOT comprehension based. So, even if your students do not pay attention, they can still complete the activity.

My Ghost Story


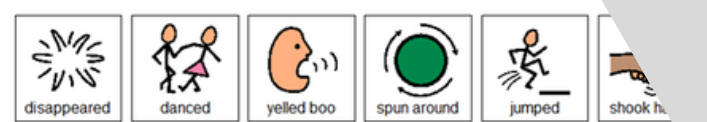

Once, I saw a ghost near the .

It looked like a .

It came toward me and .

I felt .

But then it handed me a .



For example, Jack and Annie hear about Lonesome Luke, a ghost in the town.

So, I have an activity where students can write their own ghost story.

Suggestions for Use

- I made this unit to go along with the book, *Ghost Town at Sundown* that you would be reading it aloud to your class at a rate of about 1 chapter per day.
- Be sure to give each student their own copy of the story board (pg. 6) to use while reading and discussing the story.
- Benefits of reading out loud, even to classes made up of severely affected students:
 - Teaches students to sit quietly even when there isn't something for them to do. This is such an important life skill. We all have to spend time sitting and listening to someone we are not that interested in at some point.
 - Parents will LOVE you. Not only will they be excited their child is being exposed to age appropriate material, but you are teaching them how to sit quietly, which will hopefully transfer to home as well.
 - Even with your lowest level learners, you will have 1 or 2 that will truly enjoy the story.
 - It can be a calming experience to sit and listen to the teacher read in a methodical way.

Suggestions on how I found this activity worked best in my classroom are provided. I typically had 6-8 students in grades K-5 with one adult assistant in the room with me.

Color version

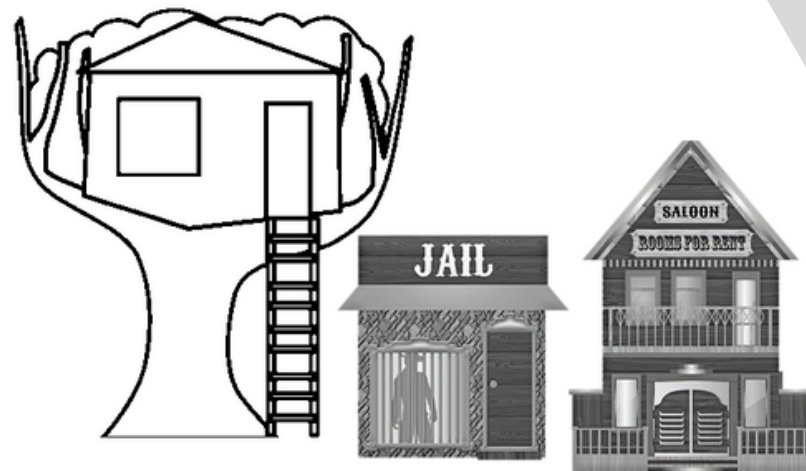
Ghost Town at Sundown Magic Tree House #10 for Special Education

By
Christa Joy
Special Needs for Special Kids



Ghost Town at Sundown Magic Tree House #10 for Special Education

By
Christa Joy
Special Needs for Special Kids




*This entire novel unit
comes in 2 separate files.
One is completely in color
and one is completely in
black and white.*

This unit comes with a vocabulary board.

Vocabulary boards are great for ALL students to assist with participation and engagement in group discussions.

Tips on how to use in the unit!!




What are some animals that hop?



Chapter 1

There are circle maps in this unit.

Circle maps are a great way for students to see the big idea.



What are some animals that make people sneeze?

Chapter 3



Each circle map comes with 2 choices:

An errorless option with only correct answers

An option that has wrong answers mixed in students will need to set aside.




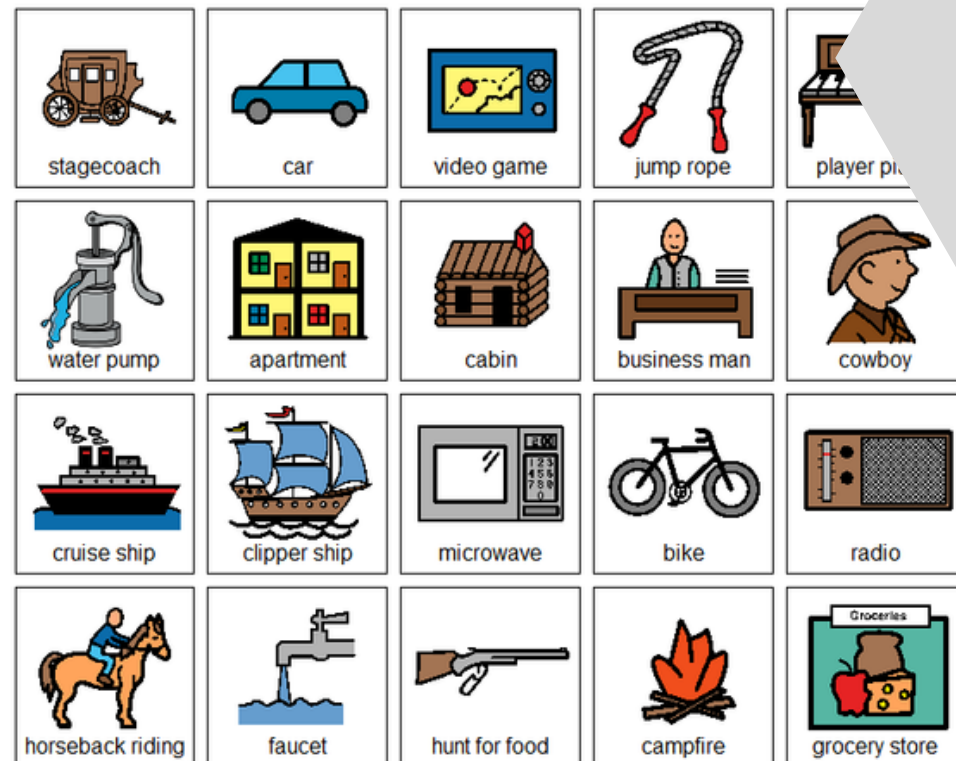
Jack and Annie saw a very different way of life in the ghost town. Sort the pictures into those you would more likely see today, and those you would have more likely seen a long time ago.




Chapter 10

There are sorting activities.


Directions on how to add color coding for differentiation is included.



Match the hat to the person who would wear it.



Match the hat to the person who would wear it.



Many of the activities are differentiated for you. That way more students can participate independently along with their peers.

tracing lines added

My trip in the magic treehouse

I looked in a book about and make a wish.

When I opened my eyes I saw .

I went down the ladder to check out the .

I took a with me.



When it was time to go back home, I felt .



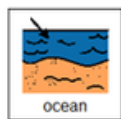
All of the Magic Treehouse units end with a writing prompt. These are errorless activities. Students will write a story about their trip in the treehouse. Different pictures are used for each novel.



1. What did Morgan send to let Jack and Annie know to come to the treehouse?



2. Where does the treehouse take Jack and Annie this time?



3. What do Jack and Annie try on in the general store?



4. What seemed to be playing all by itself?



5. What did Jack and Annie hide in when the horse thieves came?



Chapter references for each question

Question	Chapter
1	1
2	2
3	2
4	3
5	3
6	4
7	5
8	5
9	6
10	6
11	7
12	8
13	8
14	9
15	10

Finally this unit does come with 15 comprehension questions.

There is a guide that references which chapter each question came from.

Answer key included!!



I realize there will be some students out there unable to do cutting activities. I have a blog post with ways to complete activities without a pair of scissors!!

[Click Here to read more!!](#)