

# GENEROSITY



**SOCIAL STORY + ACTIVITIES**

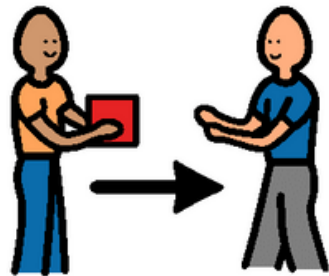


*This unit was created with this guy in mind. He has autism and an intellectual disability. He is a non-reader, and struggles to pay attention. With some support he is able to do this unit, and enjoys the challenge. He is my tester!!*

# Generosity

## Social Story & Activities

By  
Christa Joy  
Special Needs for Special Kids



Christa Joy, SpecialNeeds for Special Kids

## Table of Contents

| Worksheet pages | Activity               |
|-----------------|------------------------|
| 4-9             | Being Generous booklet |
| 10-12           | Sorting activity       |
| 13-16           | Generosity pledge      |
| 17-18           | Terms of Use           |

In a separate file you will find:

- PowerPoint version of social story (**editable**)
- Activities in black and white

You can also download this social story as a google slide presentation. You will be prompted to make a copy. This is **editable** in case you need to adjust to the needs of your students. [CLICK HERE](#)

Christa Joy, SpecialNeeds for Special Kids

*This unit has a story and activities. The activities come in 2 separate files, one in color and one in black and white.*

Some people do not even have what they need.



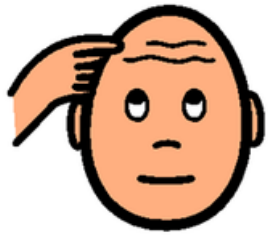
It is not always easy to be generous.



©Christa Joy, SNSK

There is a 19-page book with simple text and engaging photos.

Could I be more generous?



Page 3

©ChristaJoy.SNSK

What does being generous mean?



Page 4

©ChristaJoy.SNSK

Generous means sharing what you have with others.



Page 5

©ChristaJoy.SNSK

Some people have very little.


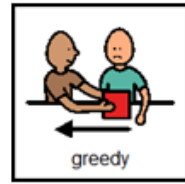



Page 6

©ChristaJoy.SNSK

There is a 10 page booklet using picture symbols that review the main concepts in the social story and can go home with the student.

What are some examples of ways to be generous or ways to be greedy?



There is a sorting activity looking at generous and greedy behaviors. Suggestions for differentiation are included.

Front of card

**Being Generous**



Back of card

**I Pledge to:**

- Help others
- Share
- Serve my community
- Give to others
- Look for people in need

**Be Generous**

Christa Joy, Special Needs for Special Kids  
The Picture Communication Symbols ©1981-2018 by Tobii Dynavox. All Rights Reserved  
Worldwide. Used with permission. Boardmaker® is a trademark of Tobii Dynavox

Front of card

**Being Generous**



Back of card

**I Pledge to:**



**Be Generous**

Christa Joy, Special Needs for Special Kids  
The Picture Communication Symbols ©1981-2018 by Tobii Dynavox. All Rights Reserved  
Worldwide. Used with permission. Boardmaker® is a trademark of Tobii Dynavox

*There is a pledge students can personalize and create about being generous. They come in 2 versions and 2 sizes.*



*The activities that accompany this social story provide:*

*1. A structured way for you to review this skill.*

*2. A way to informally assess if students are comprehending the material.*

*3. Engages the student by providing different ways to review the same material.*