

Special Ed

FROSTY THE SNOWMAN



Special Needs for Special Kids

ALSO INCLUDES GOOGLE SLIDES



These literacy units are something I created and started using in my classroom. I had students with significant challenges and most were **non-readers**. This is a great way to expose all students to some great books.

Table of Contents

| Pages | Activity |
|-------|-------------------------|
| 4-6 | Vocabulary board |
| 7-21 | Being Kind social story |
| 22-28 | Sequencing snowmen |
| 29-35 | Counting practice |
| 38-47 | Alphabet matching |
| 48-60 | Where is Frosty? |
| 61-62 | Terms of Use |

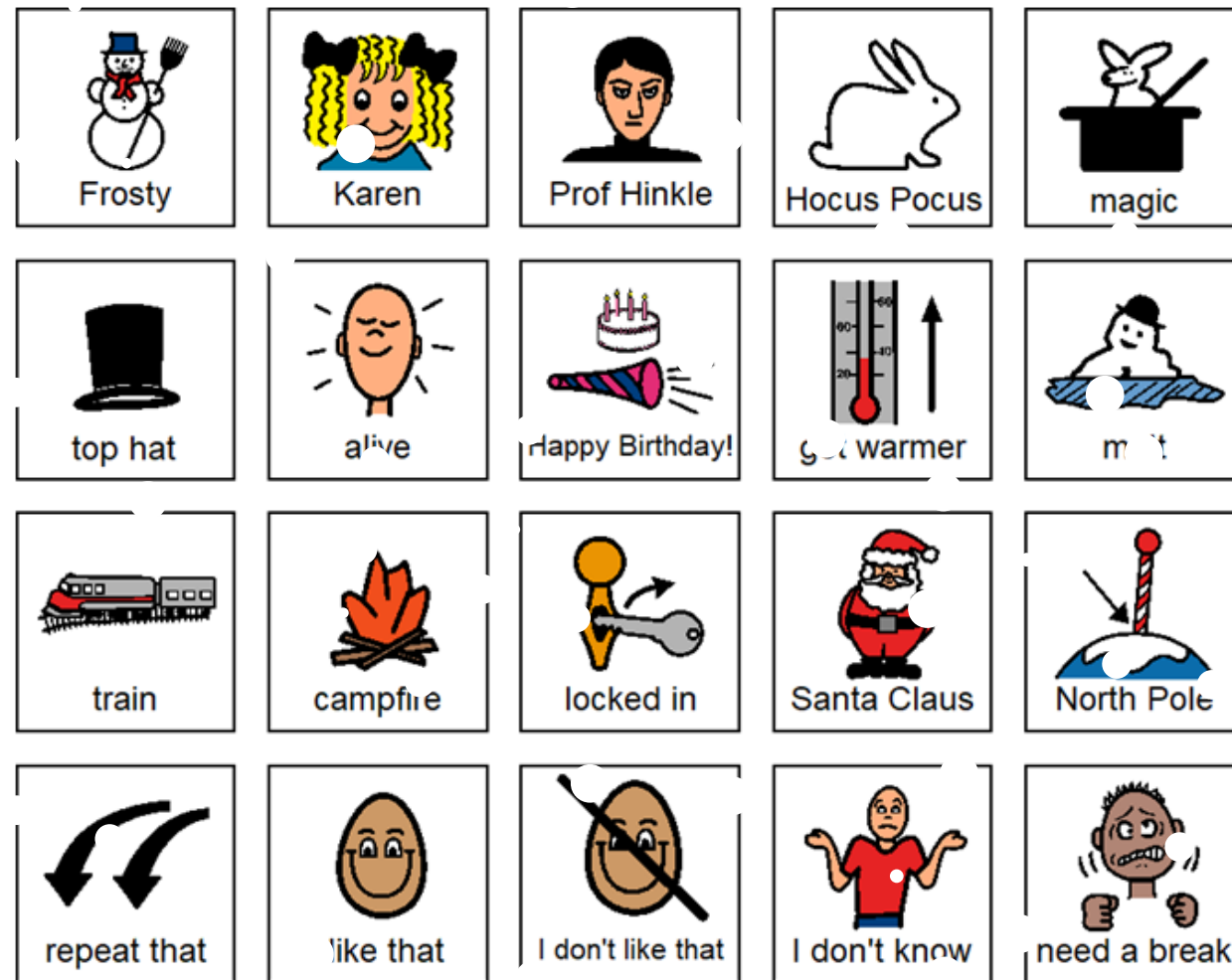
There is a separate file that has links to digital activities including the book, Frosty the Snowman read aloud.

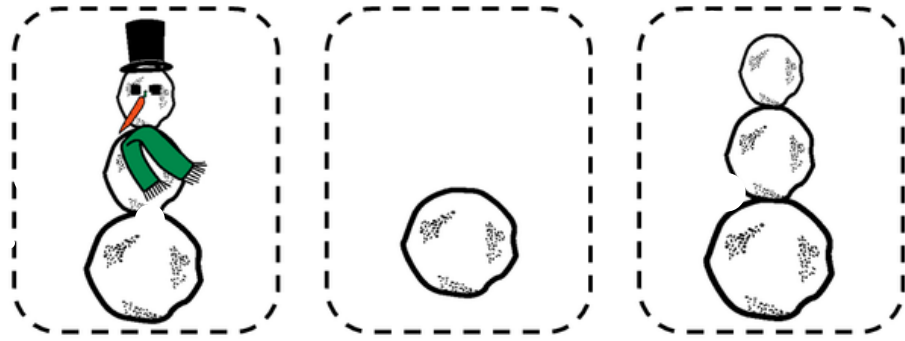
This unit has **60 pages plus 30 google slides.**
There are 4 activities to go with this book to last a full week of instruction.

This unit comes with a storyboard.


Storyboards are great for ALL students to assist with participation and engagement in group discussions.

Tips on how to use in the unit!!






There are 3 sequencing activities. Students will put the pictures in order either building or melting a snowman. Suggestions for differentiation are included.



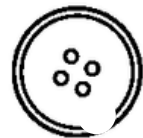
How many carrots does Frosty have?



How many presents do you see?




How many buttons does Frosty have?




How many snowflakes do you see?




There is a coloring and counting booklet. Students can write in the answers or use numbers to cut and paste.






Christa Joy, Special Needs for Special Kids
The Picture Communication Symbols ©1981-2020 by Tobii Dynavox. All Rights Reserved
Worldwide. Used with permission. Boardmaker® is a trademark of Tobii Dynavox




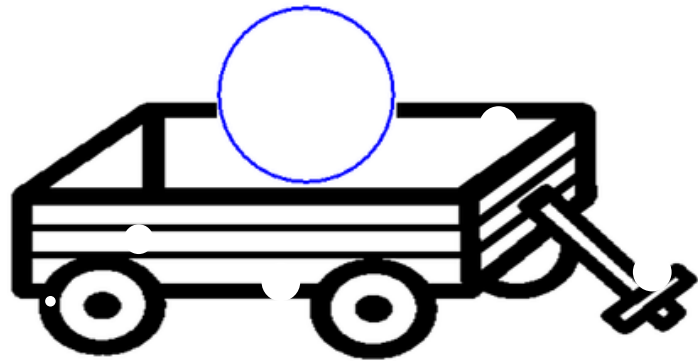
Christa Joy, Special Needs for Special Kids
The Picture Communication Symbols ©1981-2020 by Tobii Dynavox. All Rights Reserved
Worldwide. Used with permission. Boardmaker® is a trademark of Tobii Dynavox



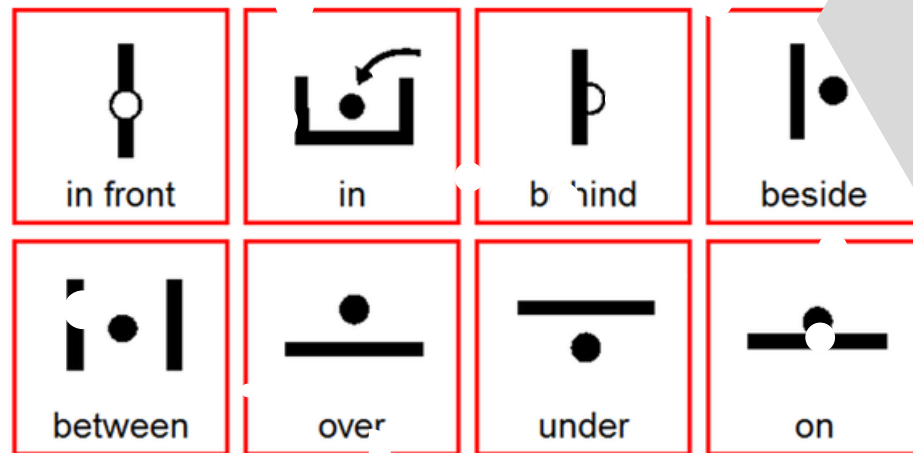
Christa Joy, Special Needs for Special Kids
The Picture Communication Symbols ©1981-2020 by Tobii Dynavox. All Rights Reserved
Worldwide. Used with permission. Boardmaker® is a trademark of Tobii Dynavox

This is a letter matching activity where students will match upper and lower case letters.






Frosty is the wagon.



There is a preposition activity. Students will place Frosty in the circle and then add the correct preposition.





Being kind is listening when someone needs to talk.

ChristaJoy, Special Needs for Special Kids



Being kind is visiting those who are lonely.


ChristaJoy, Special Needs for Special Kids

There is a 15 page social story on being kind. It has photos and simple text.


Listen to
the book
read
aloud



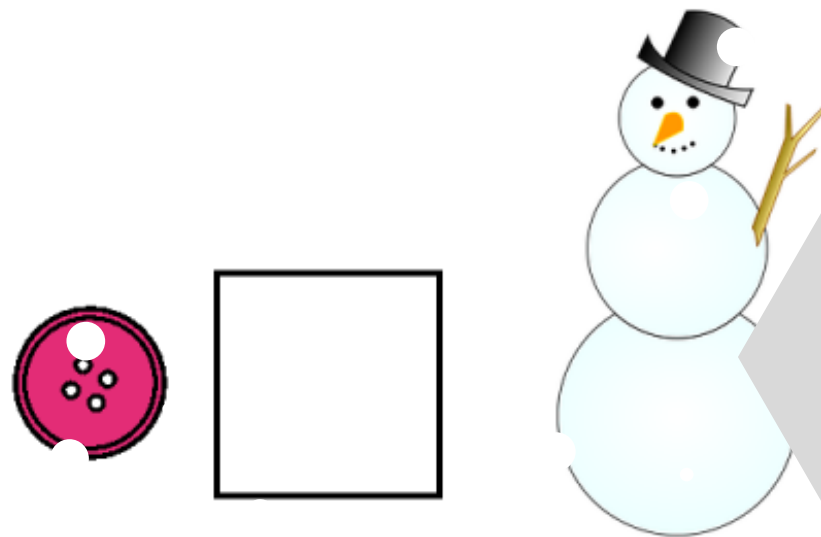
There is a video of the
book read aloud. This is
a video from YouTube.



How many buttons does Frosty have?




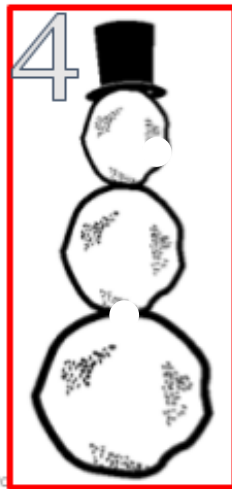


How many buttons does Frosty have?



- 0
- 1
- 2
- 3
- 4
- 5
- 6
- 7

There are digital versions of the activities included. Students click and drag the answers.

| | | | | | |
|---|---|---|---|---|---|
| 1 | 2 | 3 | 4 | 5 | 6 |
|---|---|---|---|---|---|



Worldwide. Used with permission. Boardmaker® is a trademark of Tobii Dynavox

There are 2 sets,
one that includes
differentiation
shown here.



[Click Here to read more!!](#)

I realize there will be some students out there unable to do cutting activities. I have a blog post with ways to complete activities without a pair of scissors!!