

FIRE DRILLS



SOCIAL STORY + ACTIVITIES



This unit was created with this guy in mind. He has autism and an intellectual disability. He is a non-reader, and really struggles with choices. With some support he is able to do this unit, and enjoys the challenge. He is my tester!!

Fire Drills Social Story & Power Cards

By
Christa Joy
Special Needs for Special Kids



Christa Joy, Special Needs for Special Kids

Table of Contents

Worksheet pages	Title
4-10	Fire Alarm story booklet
11-13	Sorting activity
14-17	Power Cards
18-19	Terms of Use

In a separate file you will find:

- PowerPoint version of social story (**editable**)
- Activities in black and white

You can also download this social story as a google slide presentation. You will be prompted to make a copy. This is **editable** in case you need to adjust to the needs of your students. [CLICK HERE](#)

Christa Joy, Special Needs for Special Kids

This unit has a story and activities. The activities come in 2 separate files, one in color and one in black and white.



A fire drill is a time to practice.
There is usually not a fire.



There is an 8-page book
with simple text and
engaging photos.



The fire drill is over when my
teacher leads us back inside.

We have fire drills occasionally at school.



Page 3

©Christa Joy, SNSK

There is usually not a fire or emergency when the alarm goes off.



Page 4

©Christa Joy, SNSK

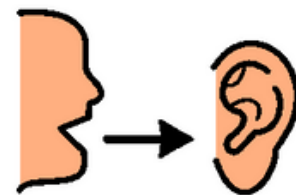
1. Be very quiet.



Page 7

©Christa Joy, SNSK

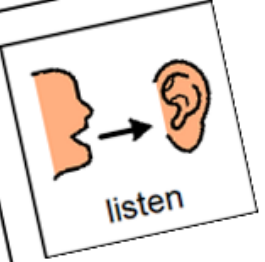




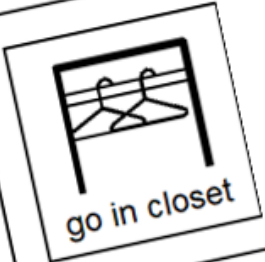

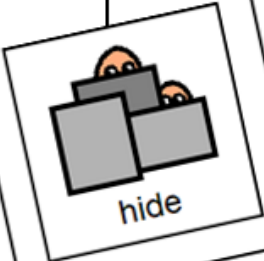


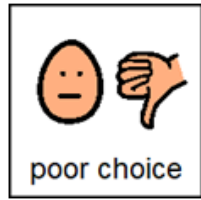
2. Listen to the teacher.



Page 8

©Christa Joy, SNSK

There is a 16 page booklet using picture symbols that review the main concepts in the social story and can go home with the student.



There is a sorting activity looking at good ways to act during a fire drill.

Front of card

Fire Drills



Back of card

Remember

1. Quiet
2. Listen
3. Line up
4. Go outside
5. Wait

PRACTICE

Christa Joy, Special Needs for Special Kids
The Picture Communication Symbols ©1981-2018 by Tobii Dynavox. All Rights Reserved
Worldwide. Used with permission. Boardmaker® is a trademark of Tobii Dynavox

Front of card

Fire Drills



Back of card

R
e
m
e
m
b
e
r



Christa Joy, Special Needs for Special Kids
The Picture Communication Symbols ©1981-2018 by Tobii Dynavox. All Rights Reserved
Worldwide. Used with permission. Boardmaker® is a trademark of Tobii Dynavox

There is a power card with reminders for what to do during a fire drill. They come in 2 versions and 2 sizes.

The activities that accompany this social story provide:

1. A structured way for you to review this skill.

2. A way to informally assess if students are comprehending the material.

3. Engages the student by providing different ways to review the same material.