

Special Ed

FIONA'S LUCK

LITERACY UNIT



INCLUDES GOOGLE SLIDES

Special Needs for Special Kids



For students who:

- are emerging or non-readers
- take alternate assessments
- are in special education
- short-attention span
- lack pre-requisite skills
- benefit from the use of pictures for support

Fiona's Luck

Literacy Unit for Special Education

By
Christa Joy

Special Needs for Special Kids



Table of Contents

Worksheet pages	Title
4-5	Story Board
6-9	Circle map: being a hero
10-11	Word map: misfortune
12-14	Sorting good vs bad luck
15-17	Matching: find the replacement
18-20	Writing prompt: The true hero
21-22	Terms of Use

In a separate files:

- Directions and links to digital versions
- Activities in black and white

This unit has 5 activities to go with this book to last a full week of instruction.

There are 2 separate files, one in color and one in black and white.




This unit comes with a storyboard.

Storyboards are great for ALL students to assist with participation and engagement in group discussions.

Tips on how to use in the unit!!

Fiona is a hero, bring good luck back to Ireland. What does being a hero look like?



ChristaJoy, Special Needs for S
The Picture Communication Symbols ©1981-2019 by
Worldwide. Used with permission. Boardmaker® i

Errorless version

Place the pictures in the circle map on previous page showing what a hero looks like.



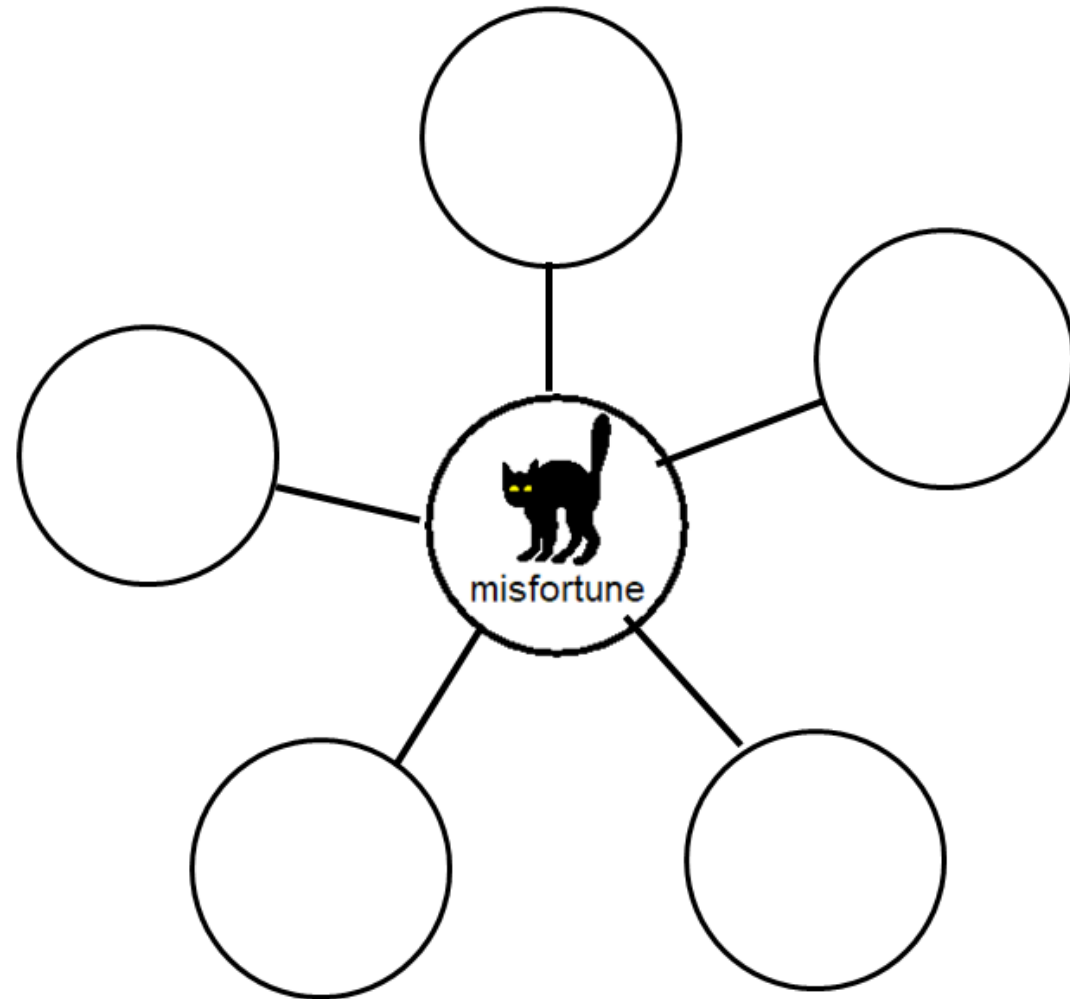
Place the pictures in the circle map on previous page **ONLY IF** you think it describes someone who is a hero.



Circle map

There is a circle map showing things that make a person a hero. There is an option that only has correct answers and one that has wrong answers mixed in.


What does misfortune mean?



There is a word map defining misfortune. This is an errorless activity.



bad luck



misery



poor





bad break



sadness

The leprechauns have stolen all the good luck. Sort the things that people think bring you good luck vs bad luck.









 black cat	 walk under a ladder	 horseshoe	 umbrella inside	 13 Friday
 rabbit's foot	 double rainbow	 4 leaf clover	 break a mirror	 shooting star

There is a sorting activity where students sort things people believe bring good luck or bad luck.

Suggestions for differentiation are included, although answers may vary.

Look at each item below. Find something on the next page you could replace it with in order to fool someone.

 milk	<input type="text"/>	 egg	<input type="text"/>
 potato	<input type="text"/>	 orange	<input type="text"/>
 coins	<input type="text"/>	 cotton candy	<input type="text"/>
 spaghetti	<input type="text"/>	 tortillas	<input type="text"/>

Match the object below with what it could replace on previous page.

 yarn	 washer	 paper plate	 pine cone
 tennis ball	 cotton ball	 rocks	 paint

There is a matching activity where students find an object that could be used to fool someone similar to the book.

Suggestions for differentiation are included.

Why Fiona was a hero

I think was the true hero in this book.


She was really .

True heroes others.


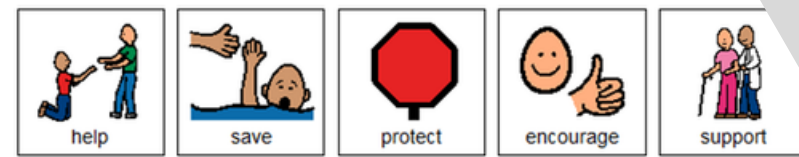
That is just what she did! It is not being a hero.

But, someday, I to be one too.

Christa Joy, Special Needs for Special Kids The Picture Communication Symbols ©1981-2018 by Tobii Dynavox. All Rights Reserved Worldwide. Used with permission. Boardmaker® is a trademark of Tobii Dynavox



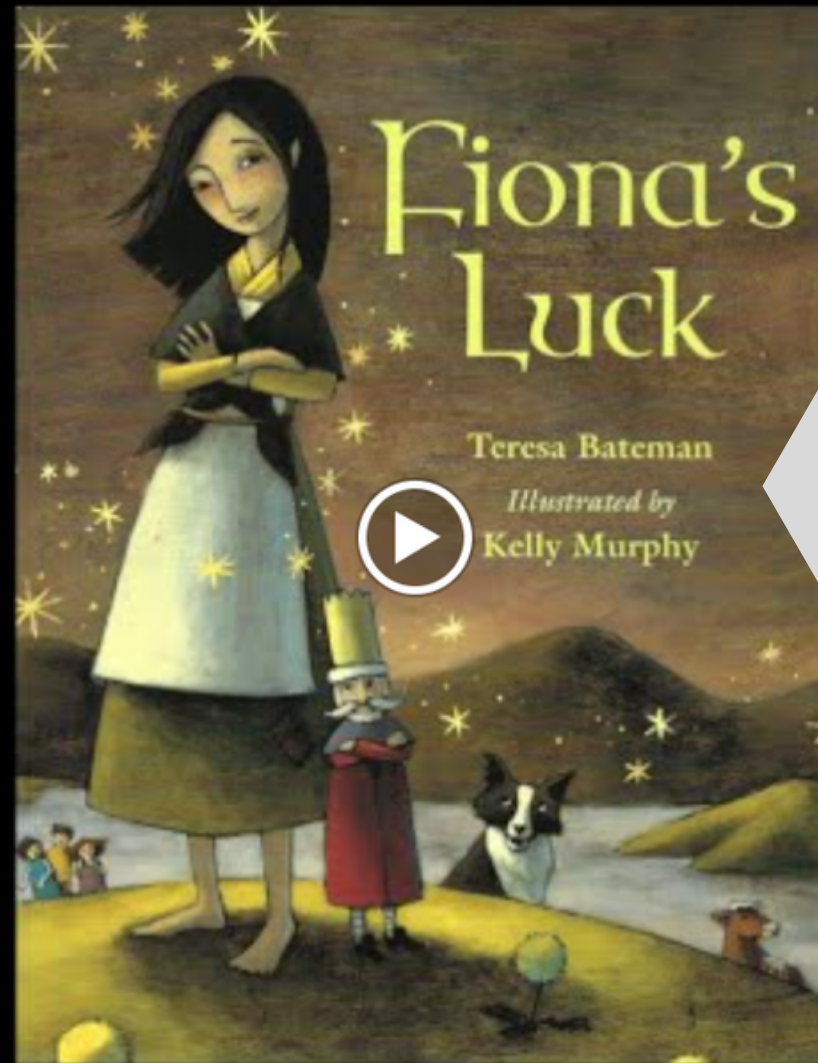
Fiona




Christa Joy, Special Needs for Special Kids The Picture Communication Symbols ©1981-2018 by Tobii Dynavox. All Rights Reserved Worldwide. Used with permission. Boardmaker® is a trademark of Tobii Dynavox

Students will write a story about what makes Fiona a hero. This is an errorless activity that allows students to write their own story independently.


Listen to
Fiona's Luck
read aloud



There is a video of the
book read aloud. This is a
video from YouTube.



Perfect independent centers












Place pictures in circle map showing what a true hero looks like.

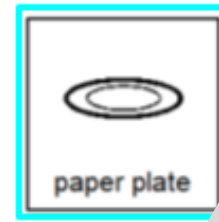
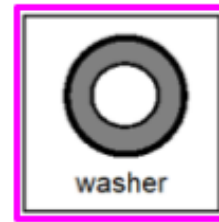


There are digital versions of the activities included. Students click and drag the answers.

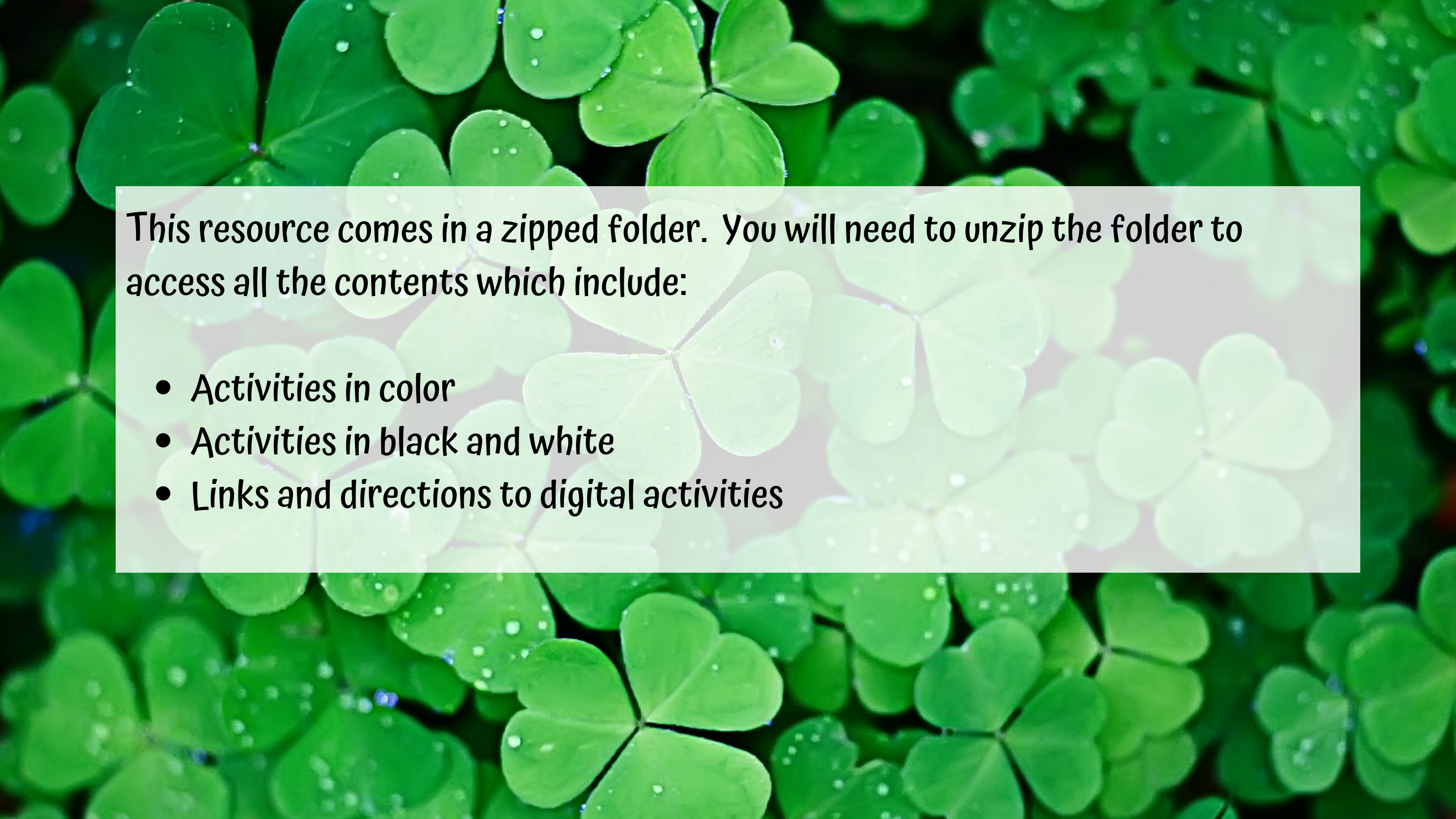
Perfect for all learning levels

 milk		 egg	
 potato		 orange	
 coins		 cotton candy	
 spaghetti		 tortillas	

Look at each item below. Find something on the next page you could replace it with in order to fool someone.



There are 2 sets, one that includes differentiation shown here.



This resource comes in a zipped folder. You will need to unzip the folder to access all the contents which include:

- *Activities in color*
- *Activities in black and white*
- *Links and directions to digital activities*