

# FINDING WINNIE (FOR SPECIAL ED)

2016

Caldecott Medal Winner



Special Needs for Special Kids





These literacy units are something I created and started using in my classroom. I had students with significant challenges and most were **non-readers**. This is a great way to expose all students to some great books.



## Table of Contents

Worksheet pages	Title
4-6	Storyboard
7-12	Circle map on bears
13	Trace the travels of Harry and Winnie
14-19	Veterinarian/doctor Venn diagram
20-23	Sorting farm vs zoo
24-27	Sorting real vs pretend
28-31	Writing prompt
32-33	Terms of Use

In a separate file, there are directions and links to digital versions of these activities.

This unit has **33 pages plus 12 google slides.**  
There are 6 activities to go with this book as well as a storyboard to use for group discussions.





Christa Joy, Special Needs for Special Kids  
 The Picture Communication Symbols ©1981–2018 by Tobii Dynavox. All Rights Reserved  
 Worldwide. Used with permission. Boardmaker® is a trademark of Tobii Dynavox

This unit comes with a storyboard.


Storyboards are great for ALL students to assist with participation and engagement in group discussions.

Tips on how to use in the unit!!



Errorless option

Here are some interesting facts about bears. Cut them out and place in the circle map on the previous page.



Cut out the pictures and place in the circle map on the previous page **ONLY IF** they are true about bears.



There is a circle map.  
Each comes with 2 choices:

An errorless option with only correct answers

An option that has wrong answers mixed in students will need to set aside.



Trace the route Harry took from Winnipeg in Canada to Salisbury Plain in England.



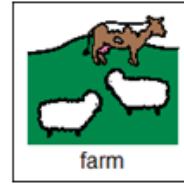
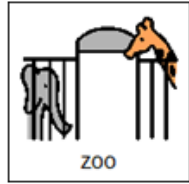
ChristaJoy, Special Needs for Special Kids  
The Picture Communication Symbols ©1981–2018 by Tobii Dynavox. All Rights Reserved Worldwide. Used with permission. Boardmaker® is a trademark of Tobii Dynavox
















There is a map where students trace the path Harry took when he found Winnie.

This is an errorless activity.




# Zoo vs Farm Sorting




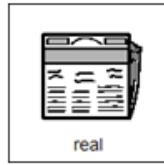
 <p>gorilla</p>	 <p>sheep</p>	 <p>goat</p>	 <p>giraffe</p>	 <p>lion</p>
 <p>pig</p>	 <p>horse</p>	 <p>tiger</p>	 <p>hippo</p>	 <p>donkey</p>
 <p>rhinoceros</p>	 <p>rooster</p>	 <p>duck</p>	 <p>monkey</p>	 <p>chicken</p>

There is a sorting activity looking at animals that live in a zoo versus a farm.






Winnie was a real bear. Winnie the Pooh was not. Some things are real and some things are pretend. Sort the pictures on the next page whether you think they are real or pretend.

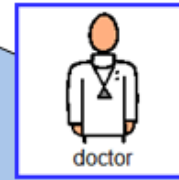


 dragon	 hippo	 Santa Claus	 snail	 alien
 Easter bunny	 forest	 ghost	 monster	 farmer
 refrigerator	 monster	 markers	 popcorn	 unicorn


There is a sorting activity looking at things that are real vs pretend.







There is a Venn diagram that compares what a veterinarian does to what a human doctor does. There is a color-coded option included.





# I rescued a....

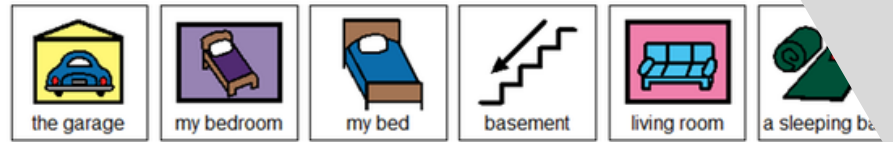
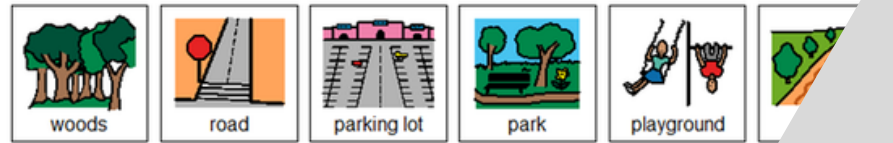
I rescued a  the other day.

He was all alone in the .


I took him home and fed him some .

He seemed scared, so I let him sleep in .

Mom says I have to take him to the  tomorrow.



There is a writing prompt for students to complete. This is an errorless activity that allows students to write a story independently.





Watch the book  
Finding Winnie  
read aloud



*There is a video from  
YouTube of the book  
read aloud included in  
the set of google slides.*





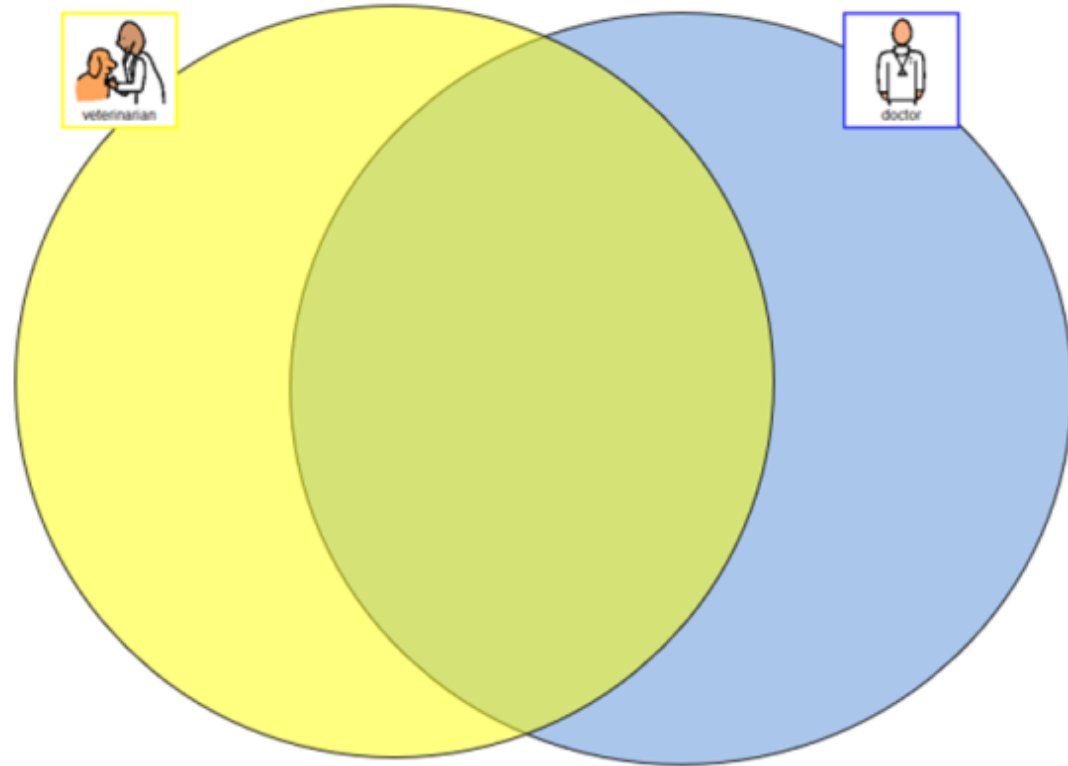
Place pictures in circle map about showing some things about bears.

 live in forest	 eat nuts/berries	 fur	
 strong	 baby bears are cubs	 big	
 hibernate in winter	 dangerous	 claws	

Christa Joy, Special Needs for Special Kids  
The Picture Communication Symbols ©1981–2019 by Tobii Dynavox. All Rights Reserved.  
Worldwide. Used with permission. Boardmaker® is a trademark of Tobii Dynavox.

There are digital versions of the activities included. Students click and drag the answers.





Place the pictures in the correct location on the diagram. If it is something a vet and a doctor both do, then put it in the middle.

 takes care of people	 takes care of pets	 stitches	
 check for health	 give injection	 give	
 take x-ray	 work at hospital	 called d	

There are 2 sets, one that includes differentiation shown here.





I realize there will be some students out there unable to do cutting activities. I have a blog post with ways to complete activities without a pair of scissors!!

**[Click Here to read more!!](#)**