

GOING ON A FIELD TRIP

Special Ed



SOCIAL STORY + ACTIVITIES



These social stories are something I created and started using in my classroom. The story paired with the activities gave students a structured way to practice a new or uncomfortable skill.

Going on a Field Trip Social Story Unit

By
Christa Joy
Special Needs for Special Kids



Christa Joy, Special Needs for Special Kids
The Picture Communication Symbols ©1981–2019 by Tobii Dynavox. All Rights Reserved
Worldwide. Used with permission. Boardmaker® is a trademark of Tobii Dynavox

Table of Contents

Pages	Activity
4-5	Vocabulary board
6-9	Circle map
10-11	Sorting activity
12-13	Rules review
14-19	Going on a field trip BW booklet
20-21	Power cards
22-23	Terms of Use

In a separate file you will find:

- PowerPoint version of social story (**editable**)
- Activities in black and white

You can also download this social story as a google slide presentation. You will be prompted to make a copy. This is **editable** in case you need to adjust to the needs of your students. [CLICK HERE](#)

Christa Joy, Special Needs for Special Kids
The Picture Communication Symbols ©1981–2019 by Tobii Dynavox. All Rights Reserved
Worldwide. Used with permission. Boardmaker® is a trademark of Tobii Dynavox

This unit has a story and activities. The activities come in 2 separate files, one in color and one in black and white.



There is a vocabulary board you can use when reading the story and completing activities to increase engagement.



1. Follow bus safety rules.



You don't want your day to end early, do you? Misbehavior on the bus can get you into trouble and ruin your day. You could end up sitting on the bus while the others enjoy the trip.

©ChristaJoy, SNSK



2. Stay with the group.



Listen carefully when the teacher gives instructions about sticking with the group or sticking with a buddy - **even when going to the bathroom**. If you break this rule, you could end up with the teacher as your partner!

©ChristaJoy, SNSK

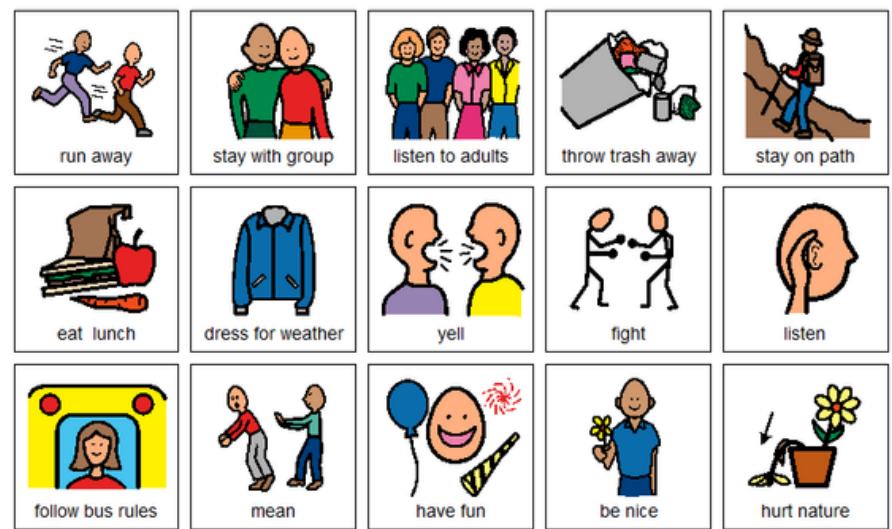
There is a 10 page social story that has simple text and engaging photos. This story is in a PowerPoint and Google Slide format so you **can edit** the text if needed to fit your own situation.

Errorless version

Cut apart pictures and place in circle map showing how you should act on a field trip.



Cut apart pictures and place in circle map **ONLY IF** they show how you should act on a field trip.



Christa Joy, Special Ne
The Picture Communication Symbols ©1981-2
Worldwide. Used with permission. Board

There is a circle map that reviews things to remember on a field trip. It comes with 2 versions, one that only has correct answers and one with wrong answers mixed in.


I will follow the rules on the bus.



Page 3

©ChristaJoy, SNSK


I will stay with the group during the entire trip.



Page 4

©ChristaJoy, SNSK

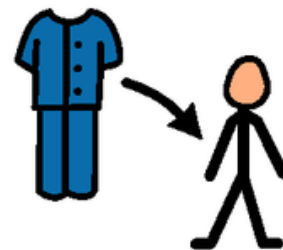
I will be sure to clean up all my trash after lunch.



Page 7

©ChristaJoy, SNSK


My parents will help me wear the proper clothing for the weather.



Page 8

©ChristaJoy, SNSK

There is also a 10 page booklet in color and black and white that students can keep with them and take home to review as needed.



<p>bus rules</p>	<p>stay with group</p>	<p>chaperones</p>	<p>respect nature</p>
<p>hide</p>	<p>dress for weather</p>	<p>have fun</p>	<p>pull plants</p>
<p>litter</p>	<p>run away</p>	<p>yell</p>	<p>listen</p>

There is a sorting activity about good and bad choices when you are on a field trip. Suggestions for differentiation are included.

Field Trip Rules

1. Follow the safety rules.
2. Don't wander, .
3. Listen to the .
4. Stay on the trail and .
5. After clean up and throw trash away.
6. Watch the forecast and .
7. Learn new things and .



Cut apart and place in empty boxes on previous page. Remember to use color coding for differentiation as needed.




There is a fill in the blank worksheet that reviews the general rules to follow in a field trip.

Field Trip Rule: 

1.  Bus rules
2.  Stay with group
3.  Chaperones
4.  Respect nature
5.  Eating lunch
6.  Dress for weather
7.  Have fun

Field Trip Rules 

1.  Bus rules
2.  Stay with group
3.  Chaperones
4.  Respect nature
5.  Eating lunch
6.  Dress for weather
7.  Have fun







Field Trip Rules 

1.  Bus rules
2.  Stay with group
3.  Chaperones
4.  Respect nature
5.  Eating lunch
6.  Dress for weather
7.  Have fun

Field Trip Rules 

1.  Bus rules
2.  Stay with group
3.  Chaperones
4.  Respect nature
5.  Eating lunch
6.  Dress for weather
7.  Have fun

Field Trip Rules 

1.  Bus rules
2.  Stay with group
3.  Chaperones
4.  Respect nature
5.  Eating lunch
6.  Dress for weather
7.  Have fun

There is a power card that comes in 2 versions that reviews what to remember while on a field trip. These are great for students to carry around and personalize.

Suggestions on how to use are included.

A yellow school bus is shown from a low angle, looking up at the front. The bus has "SCHOOL BUS" written on the top. A semi-transparent white box is overlaid on the center of the image, containing text. The bus's emergency door release handle is visible in the foreground.

The activities that accompany this social story provide:

1. A structured way for you to review this skill.

2. A way to informally assess if students are comprehending the material.

3. Engages the student by providing different ways to review the same material.