

FALL READ ALOUDS

36



SPECIAL EDUCATION



These literacy units are something I created and started using in my classroom. I had students with significant challenges and most were **non-readers** .They were the best thing I ever did, and my students LOVED them.

9/11

- The Man Who Walked Between Two Towers
- This Very Tree

Apples

- The Gravity Tree
- Fall Apples Crisp and Juicy
- Apples Apples Everywhere
- Apples by Gail Gibbons
- Seed by Seed

Fall

- Hungry Bunny
- In the Middle of Fall
- Leaf Man
- Leaves
- The Very Last Leaf
- The Biggest Pumpkin Ever
- The Lonely Scarecrow
- Sweep
- Stone Soup

Halloween

- Bunnacula
- Come with Me On Halloween
- Heebie-Jeebie Jamboree
- Hubknuckles Unit
- Miss Smith and the Haunted Library
- The Witch with a Twitch



Pumpkins

- How Many Seeds in A Pumpkin
- Pumpkin Soup
- So You Want to Grow a Pie
- The Biggest Pumpkin Ever

Thanksgiving

- A Turkey for Thanksgiving
- A Boy Called Slow
- Thank You Sarah
- Thankful
- Thanksgiving Is
- Molly's Pilgrim
- Balloons Over Broadway
- Duck for Turkey Day
- Gracias The Thanksgiving Turkey
- The Littlest Pilgrim

What are some things you can get from trees?



These activities do NOT require students to understand what is being read, or are errorless.

The activities are extensions of things that happen in the book.

There are 5 activities for each book.



Place the pictures in circle map showing some things you might see at an apple orchard.

fruit tree	apple cider	apples	bob for apples
pie	pastry	doughnuts	basket
ladder	wheelbarrow		

Each unit has digital versions of the activities that make great independent learning centers.



crunchy




NOT crunchy

Some foods are crunchy, and some are not. Sort into the correct column. If you are not sure, place middle line.

apple	watermelon	peach	snap peas
coconut	tomato	pear	strawberry
orange	carrot	celery	berries
cucumber	avocado	plums	radishes

There are 2 sets of google slides. One is differentiated with color.

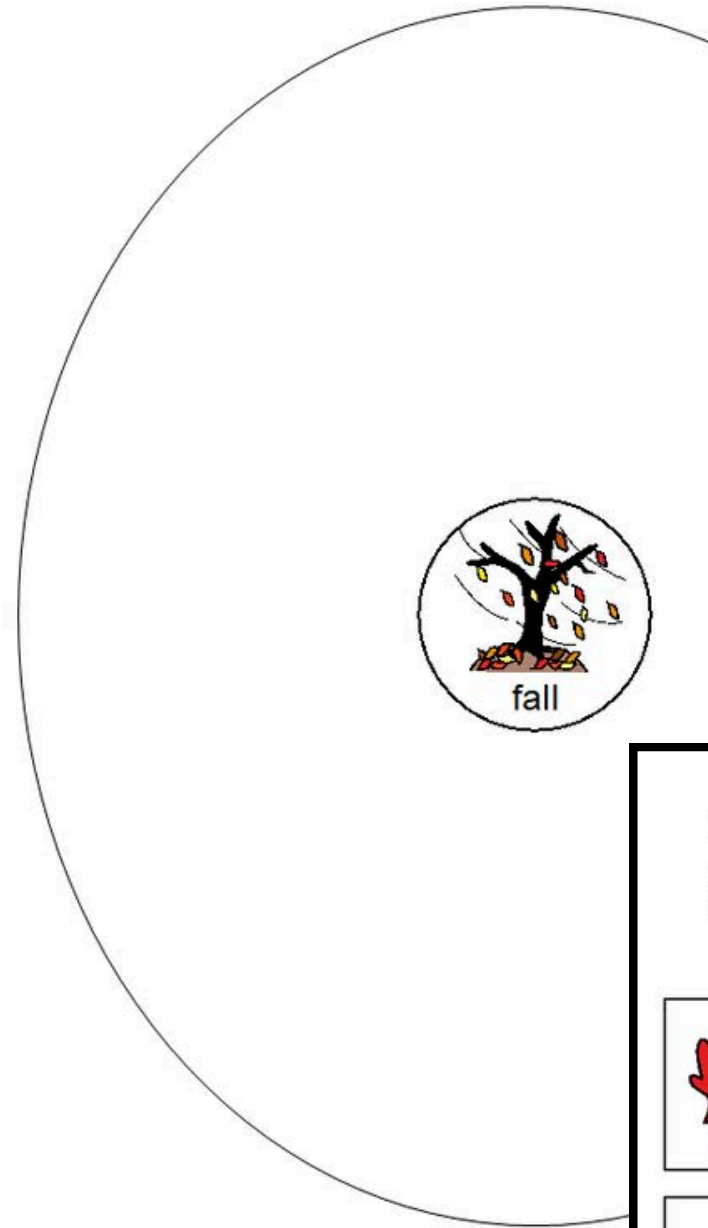


Each unit comes with a vocabulary board.

Vocabulary boards are great for ALL students to assist with participation and engagement in group discussions.











Tips on how to use in the unit!!

ChristaJoy, Special Needs for Special Kids
 The Picture Communication Symbols ©1981–2018 by Tobii Dynavox. All Rights Reserved
 Worldwide. Used with permission. Boardmaker® is a trademark of Tobii Dynavox.


















errorless

Place the following in the circle map on the previous page showing things about fall you found in the book.

 leaves	 gray sky	 chilly	 squirrel	 pumpkin
 apple	 wind	 orange	 yellow	 red

Place the following in the circle map on the previous page **ONLY IF** they were things about fall you found in the book.

 leaves	 gray sky	 chilly	 watermelon	 hot
 apple	 green	 orange	 yellow	 red
 strawberry	 wind	 hatch	 squirrel	 pumpkin

Circle maps are one type of activity to go with the literacy units.






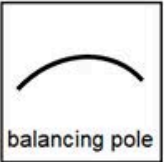


Circle maps are a great way for students to see the big idea.

What do we learn about Phillipe?

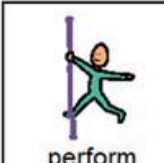
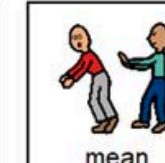
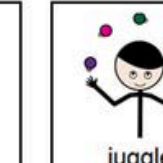
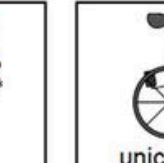

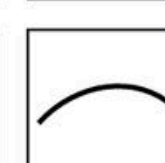
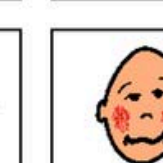







errorless

Place the following in the circle map showing some things about Phillipe.

 perform	 walk on wire	 juggle	 unicycle
 brave	 balancing pole	 arrested	 walk towers

Place the following on the previous page **ONLY IF** they are things about Phillipe.

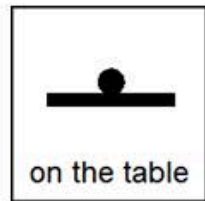

 perform	 mean	 juggle	 unicycle
 brave	 balancing pole	 shy	 walk between towers
 lazy	 walk on wire	 arrested	 clumsy

Each circle map comes with 2 choices:

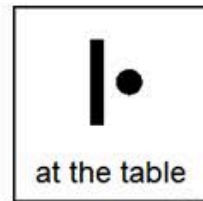
An errorless option with only correct answers

An option that has wrong answers mixed in students will need to set aside.

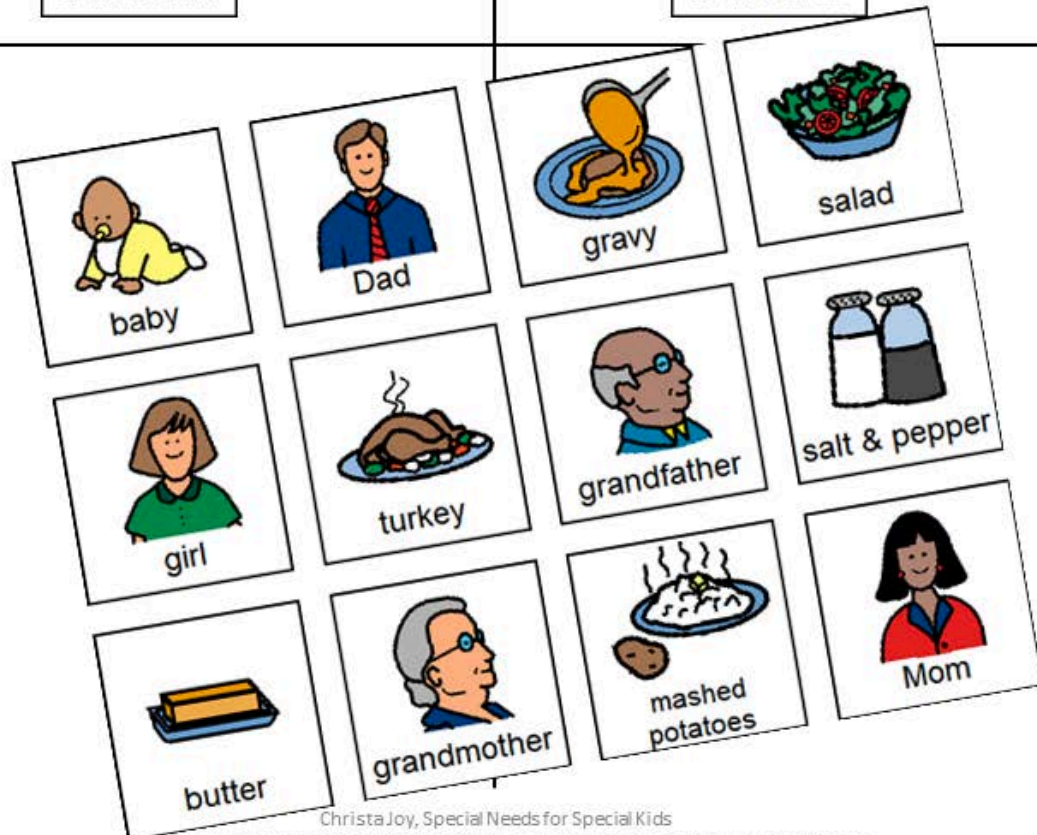
Christa Joy, Special Needs for Special Kids The Picture Communication Dynavox. All Rights Reserved Worldwide. Used with permission. © Dynavox.



on the table



at the table










ChristaJoy, Special Needs for Special Kids
The Picture Communication Symbols ©1981–2018 by Tobii Dynavox. All Rights Reserved
Worldwide. Used with permission. Boardmaker® is a trademark of Tobii Dynavox

Sorting activities are one type of activity to go with the literacy units.

Directions on how to add differentiation are included.

Look at each group of leaves. Find the animal you think it looks like below.

	<input type="checkbox"/>		<input type="checkbox"/>
	<input type="checkbox"/>		<input type="checkbox"/>
	<input type="checkbox"/>		<input type="checkbox"/>



There are matching activities for many of the read alouds.

Directions on how to add differentiation are included.

I am thankful for...

I am thankful for days.





I am thankful for who plays with me.

I am thankful for my who is always there for me.

But, most of all, I am thankful for who loves me.

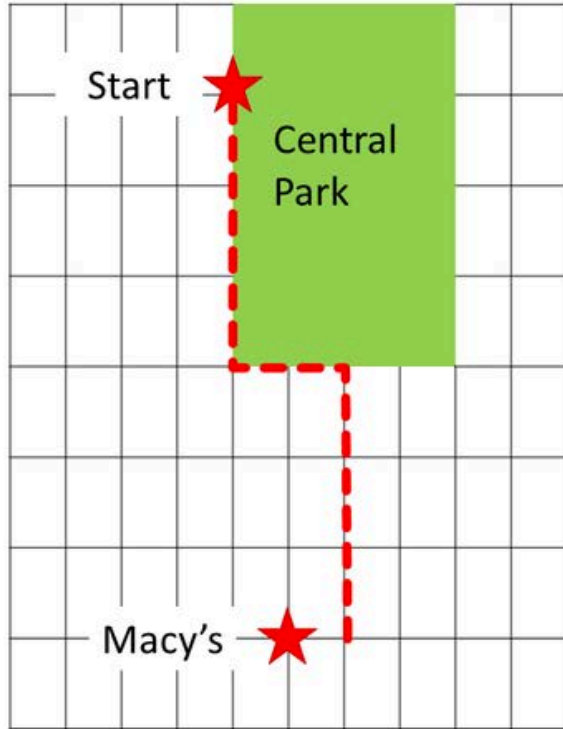
I am .















There are writing prompts for most of the books.

Students can choose from the pictures (making this an errorless activity) or write in their own answers.







Trace the Macy's parade route.



Christa Joy, Special Needs for Special Kids
The Picture Communication Symbols ©1981-2019 by Tobii Dynavox. All Rights Reserved
Worldwide. Used with permission. Boardmaker® is a trademark of Tobii Dynavox.

 bat		 witch	
 crow		 scream	
 night		 ghost	

Match the picture/word with the one that rhymes.

 toast	 cat	 dream	 switch	 grow	 fright
---	--	--	---	---	---

Christa Joy, Special Needs for Special Kids
The Picture Communication Symbols ©1981-2019 by Tobii Dynavox. All Rights Reserved
Worldwide. Used with permission. Boardmaker® is a trademark of Tobii Dynavox.



 Headless Horseman	 Count Dracula	 Werewolf	 Ghost
 Hound of Baskervilles	 Marley's Ghost	 Frankenstein	 Wicked Witch
 Big Bad Wolf	 Queen of Hearts	 Giant	 Rumpelstiltskin
 Jabberwocky	 Hunchback	 Zombie	 Monster

Christa Joy, Special Needs for Special Kids
The Picture Communication Symbols ©1981-2019 by Tobii Dynavox. All Rights Reserved
Worldwide. Used with permission. Boardmaker® is a trademark of Tobii Dynavox.

Each book has at least 5 different activities that will support the text and keep students engaged for a week.

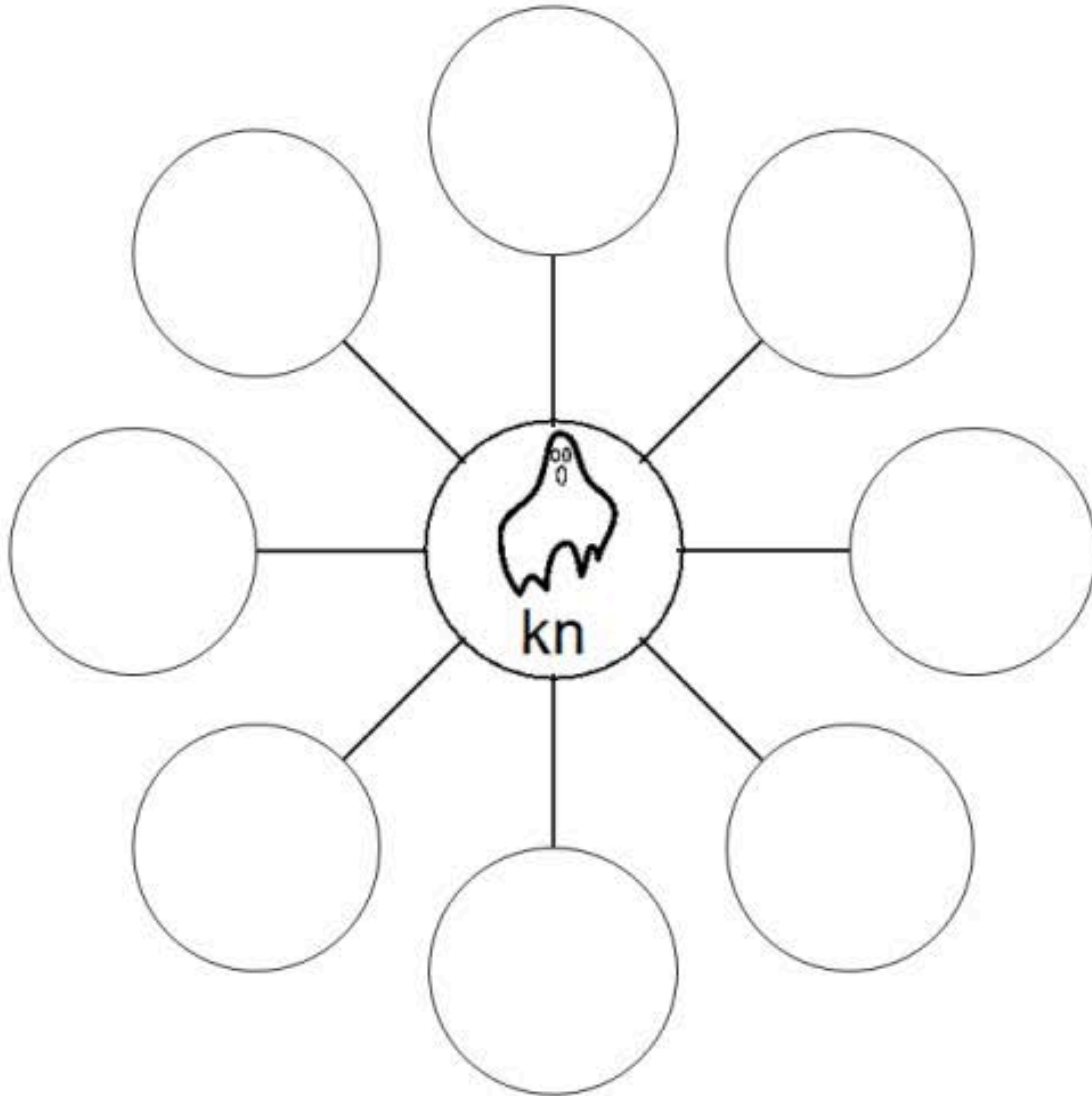


Listen to the
book read
aloud


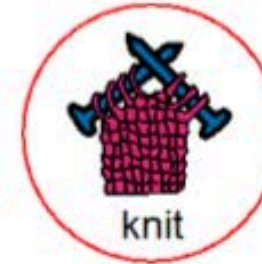
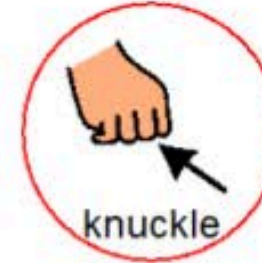


Each book has digital versions
of the activities.

There is a movie version of the
book read aloud from
YouTube.



Fill in the circle with words that start with kn.










Christa Joy, Special Needs for Special
The Picture Communication Symbols ©1981-2019 by Tobii D
Worldwide. Used with permission. Boardmaker® is a trad

Use for more review

The digital activities are click and drag.



Sort the foods into those you would make and those you would grow.

 pumpkin	 coconut	 pecans	 berries
 cherries	 pie crust	 cake	 cupcake
 pie	 lemon	 apple	 cookies
 doughnut	 waffle	 French toast	 peach

Christa Joy, Special Needs for Special Kids
All Rights Reserved Worldwide. Used with permission.

Each unit comes with a set of slides that are differentiated with color.

Perfect for any learning level

Still have questions?

Reach out at specialneedsforspecialkids@gmail.com

I will answer your question personally and promptly.

