

Special Ed

FALL APPLES CRISP & JUICY



LITERACY UNIT



Special Needs for Special Kids

ALSO INCLUDES GOOGLE SLIDES



These literacy units are something I created and started using in my classroom. I had students with significant challenges and most were **non-readers**. This is a great way to expose all students to some great books.

Table of Contents

Worksheet pages	Title
4-6	Story Board
7-12	Circle map: things at an orchard
13-16	Sorting fruit that grows on a tree or vine/bush
17-19	Sorting foods that are crunchy and not
20-23	Sequence how an apple grows
24-27	Writing prompt: At the orchard
28-32	Apple Crisp picture recipe (adapted from book)
33-34	Terms of Use

In a separate file, there are directions and links to digital versions of these activities.

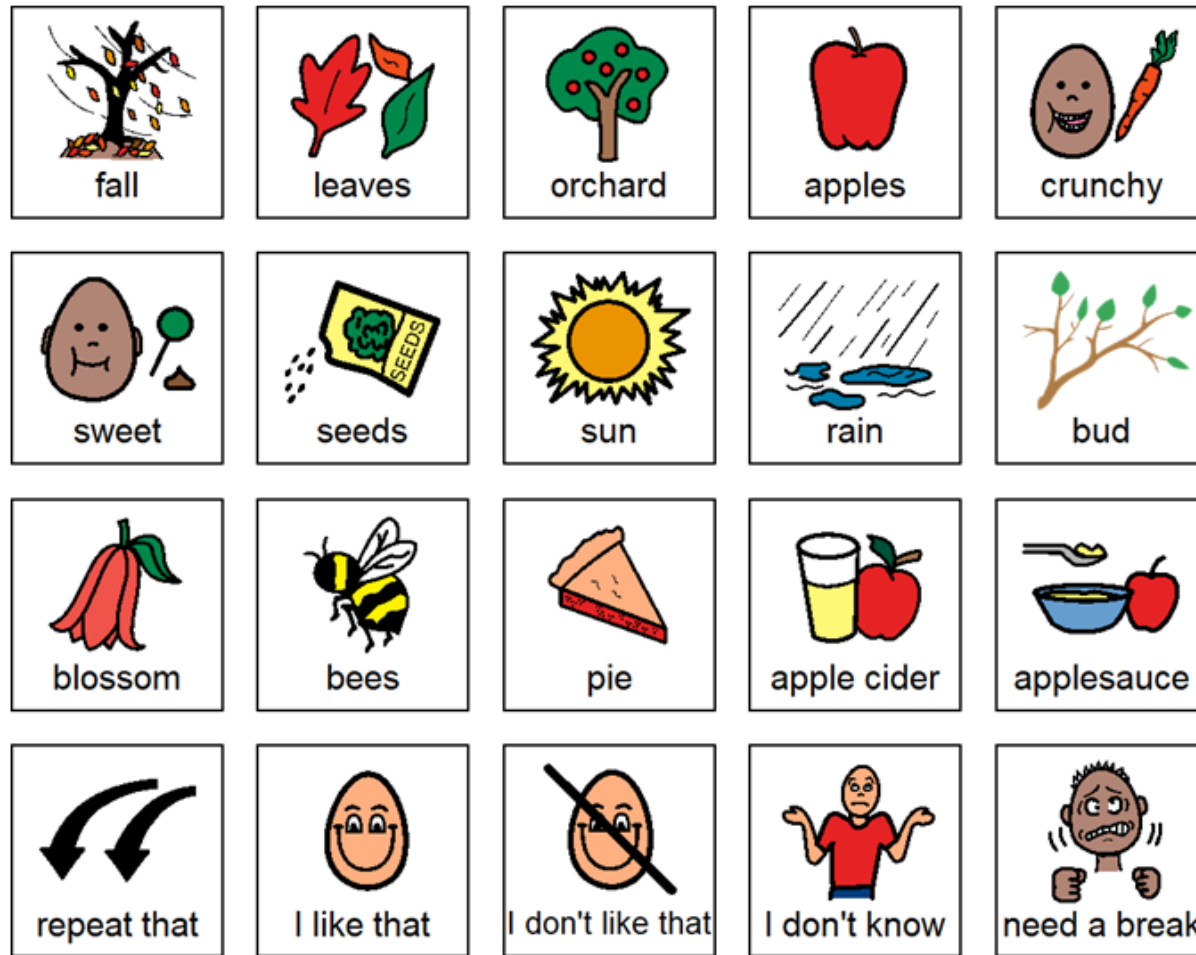
This unit has 5 activities plus a picture recipe to go with this book to last a full week of instruction.

There are 2 separate files, one in color and one in black and white.

This unit comes with a storyboard.

Storyboards are great for ALL students to assist with participation and engagement in group discussions.


Tips on how to use in the unit!!



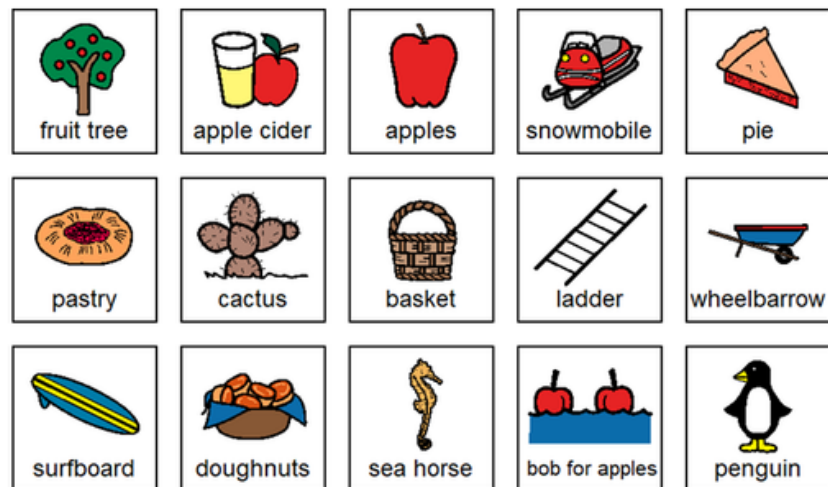
What are some things you might find at an apple orchard?

Errorless version

Place the pictures in the circle map on previous page showing things you would find in an apple orchard.




Place the pictures in the circle map on previous page **ONLY IF** you think they are things you would find in an apple orchard.




Christa J
The Picture Communication Syn
Worldwide. Used with perm


There is a circle map showing things you might find at an orchard. There is an option that only has correct answers and one that has wrong answers mixed in.



Some fruit grows on trees and some grow on bushes or vines. Sort the following fruits depending on if they do or do not grow on trees.





















There are two sorting activities. This one looks at fruit that does and does not grow on a tree. Suggestions for differentiation are included.




Answer key included

Some foods are crunchy, and some are not. Sort the foods into the correct column.




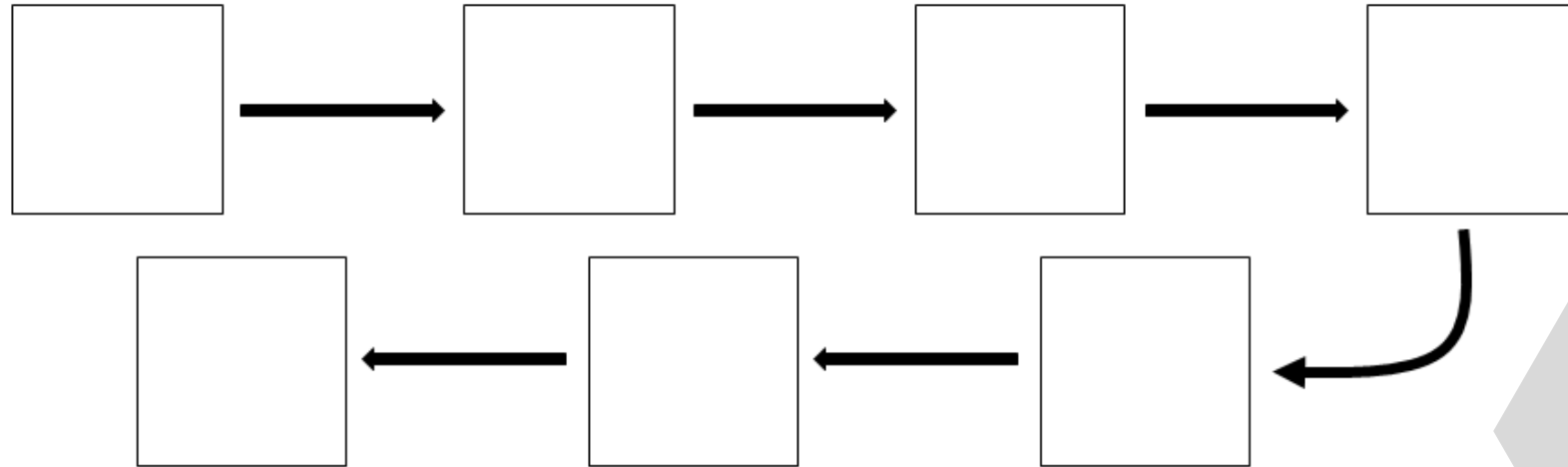
 apple	 watermelon	 peach	 snap peas
 coconut	 tomato	 pear	 strawberry
 orange	 carrot	 celery	 berries
 cucumber	 avocado	 plums	 radishes

This one looks at foods that are and are not crunchy. Suggestions for differentiation are included.




Answer key included

How an apple grows



Christa Joy, Special Needs for Special Kids
The Picture Communication Symbols ©1981-2019 by Tobii Dynavox. All Rights Reserved Worldwide. Used with permission. Boardmaker® is a trademark of Tobii Dynavox

There is a sequencing activity looking at how an apple grows. There is a color-coded option included for students who need more support.



What is at the apple orchard?

I went on a trip to the apple orchard

It made me feel



At the orchard, I saw a

We had

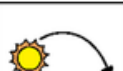


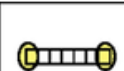




















to eat.



I


go back to the apple orchard.

Christa Joy, Special Needs for Special Kids The Picture Communication Symbols ©1981-2018 by Tobii Dynavox. All Rights Reserved Worldwide. Used with permission. Boardmaker® is a trademark of Tobii Dynavox


 in the morning	 in the afternoon	 on a field trip	 last weekend	
 excited	 happy	 curious	 hungry	
 fruit tree	 farmer	 hay wagon	 basket	 tractor
 pie	 turnovers	 applesauce	 doughnuts	 apple cake
 will	 will not	 might	 will definitely	

Christa Joy, Special Needs for Special Kids The Picture Communication Symbols ©1981-2018 by Tobii Dynavox. All Rights Reserved Worldwide. Used with permission. Boardmaker® is a trademark of Tobii Dynavox

Students will write their own story about taking a trip to the apple orchard. This is an errorless activity that allows students to write their own story independently.



Ingredient Labels



Christa Joy, Special Needs for Special Kids
The Picture Communication Symbols © 1981-2018 by Tobii Dynavox. All Rights Reserved
Worldwide. Used with permission. Boardmaker® is a trademark of Tobii Dynavox

Directions



1. Remove the core from your apple using a melon baller. Start at the bottom and stop before you get all the way to the top. Place apple in a microwave safe bowl.



2. Add to the middle of the apples:

1 teaspoon		<input type="checkbox"/>
1/8 teaspoon		<input type="checkbox"/>
1 teaspoon		<input type="checkbox"/>
1/8 teaspoon		<input type="checkbox"/>
1/2 teaspoon		<input type="checkbox"/>
1/2 teaspoon		<input type="checkbox"/>



3. Cover bowl.



4. Microwave for 2 minutes.

Christa Joy, Special Needs for Special Kids
The Picture Communication Symbols © 1981-2018 by Tobii Dynavox. All Rights Reserved Worldwide. Used with permission. Boardmaker® is a trademark of Tobii Dynavox

There is a bonus activity that includes a picture recipe of the apple crisp recipe at the end of the book. It is structured for students who need more visual support.

Listen to the story read aloud



There is a video of the book read aloud. This is a video from YouTube.



Great for independent centers



Place the pictures in circle map showing some things you might see at an apple orchard.



fruit tree



apple cider



apples



bow



pie



pastry



doughnut



ladder













wheelbarrow

There are digital versions of the activities included. Students click and drag the answers.

Perfect for every learning level



Some foods are crunchy, and some are not. Sort the foods into the correct column. If you are not sure, place it on the middle line.

 apple	 watermelon	 peach	 snap
 coconut	 tomato	 pear	
 orange	 carrot	 celery	 berrie
 cucumber	 avocado	 plums	 radishes

There are 2 sets, one that includes differentiation shown here.