

Special Ed

ESCARGOT LITERACY UNIT



Special Needs for Special Kids

ALSO INCLUDES GOOGLE SLIDES



These literacy units are something I created and started using in my classroom. I had students with significant challenges and most were **non-readers**. This is a great way to expose all students to some great books.

Escargot Literacy Unit for Special Education

By
Christa Joy
Special Needs for Special Kids




Table of Contents

Worksheet pages	Title
4-6	Story Board
7-12	Circle map: snails
13-15	Label parts of a snail
16-19	Sorting good or bad toppings for salad
20-24	Match adjectives to animals
25-28	Writing prompt: My favorite animal
29-30	Terms of Use

In a separate file, there are directions and links to digital versions of these activities.

This unit has **30 pages**
plus 12 google slides.
There are 5 activities to
go with this book to last
a full week of
instruction.



This unit comes with a storyboard.

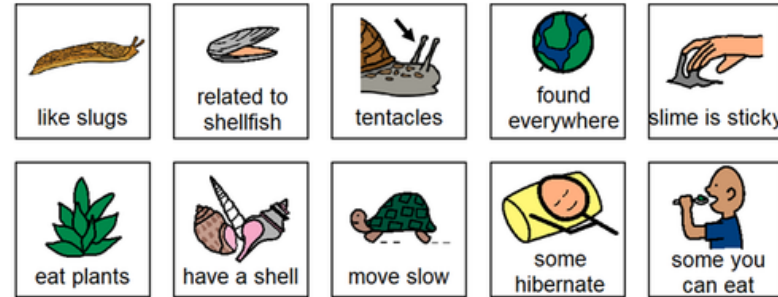
Storyboards are great for ALL students to assist with participation and engagement in group discussions.

Tips on how to use in the unit!!

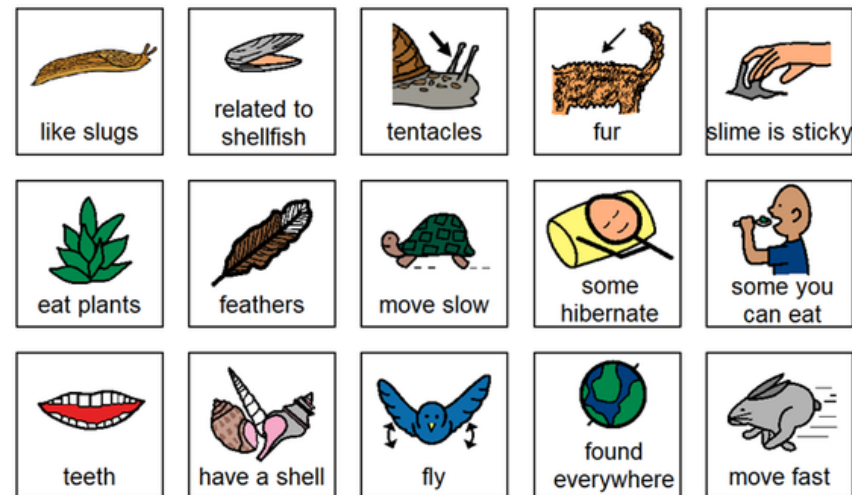
What are some things about snails?

errorless

Cut out pictures and glue in circle map on previous page showing things about snails.




Cut out pictures and glue in circle map on previous page **ONLY** IF they are things about snails.

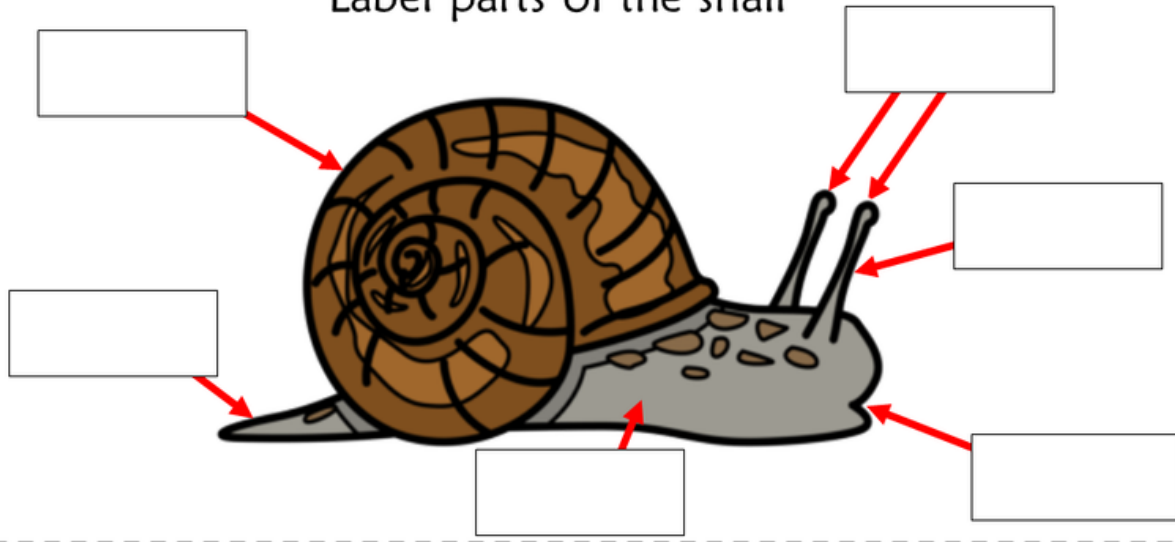


ChristaJoy, Special Needs for Special Kids
The Picture Communication Symbols ©1981-2019 by Tobii Dyna
Worldwide. Used with permission. Boardmaker® is a trademark

There is a circle map showing some basic facts about snails. There is an option that only has correct answers and one that has wrong answers mixed in.



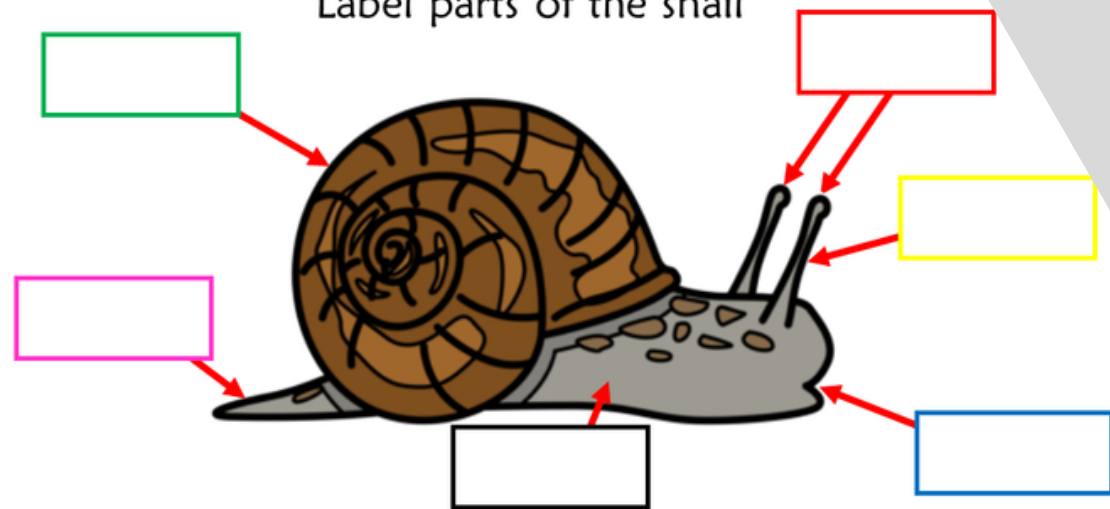
Label parts of the snail



- | | | |
|-----------|------|-------|
| tentacles | eyes | mouth |
| shell | body | foot |

Christa Joy,
The Picture Communication Symbols
Worldwide. Used with permission.


Label parts of the snail











- | | | |
|-----------|------|-------|
| tentacles | eyes | mouth |
| shell | body | foot |

Christa Joy, Special Needs for Special Kids
The Picture Communication Symbols ©1981-2019 by Tobii Dynavox. All Rights Reserved
Worldwide. Used with permission. Boardmaker® is a trademark of Tobii Dynavox




Students will label the parts of a snail. There is a color-coded version included for students who need more support.




Look at each animals below and choose the best adjective to describe it.

 skunk	<input type="text"/>	 turtle	<input type="text"/>
 cheetah	<input type="text"/>	 elephant	<input type="text"/>
 gorilla	<input type="text"/>	 snail	<input type="text"/>
 lamb	<input type="text"/>	 porcupine	<input type="text"/>

Match the adjective to each animal on the previous page.

 spiny	 fast	 huge	 stinky
 slow	 strong	 slimy	 soft

There is a matching activity where students match the adjective to the animal. Suggestions for differentiation are included.

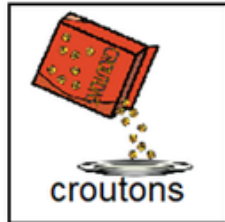




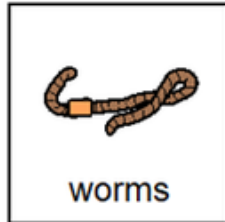
salad




NO salad



croutons



worms



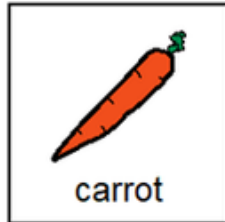
ketchup




dressing




syrup



carrot



tomato



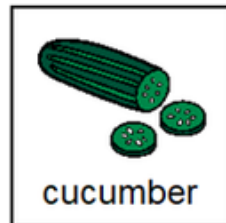
mud



green pepper



gravy



cucumber



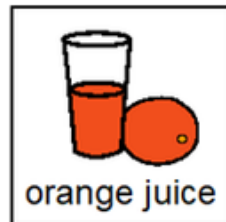
milk




cheese



radishes



orange juice



jelly beans

There is a sorting activity, looking at things that are good or not good to put on salad. There are directions for differentiation included.

My favorite animal is

My favorite animal is a .

I like them because they are .

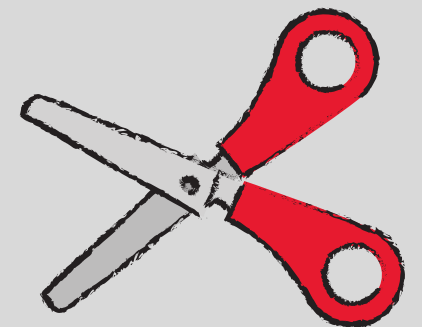
They would be great when you need a .

But I would not try to with one of them.

Someday, I hope to see one in the .

 snail	 octopus	 whale	 wolf	 gorilla
 strong	 cool	 interesting	 smart	 amazing
 friend	 helping hand	 science project	 protector	 laugh
 swim	 fight	 dance	 run	 go to school
 ocean	 zoo	 jungle	 forest	 movies

Students will write a story about their favorite animal. This is an errorless activity that allows students to write their own story independently.



Listen to
the book
Escargot
read aloud

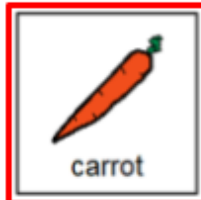



There is a video of the
book read aloud. This is
a video from YouTube.





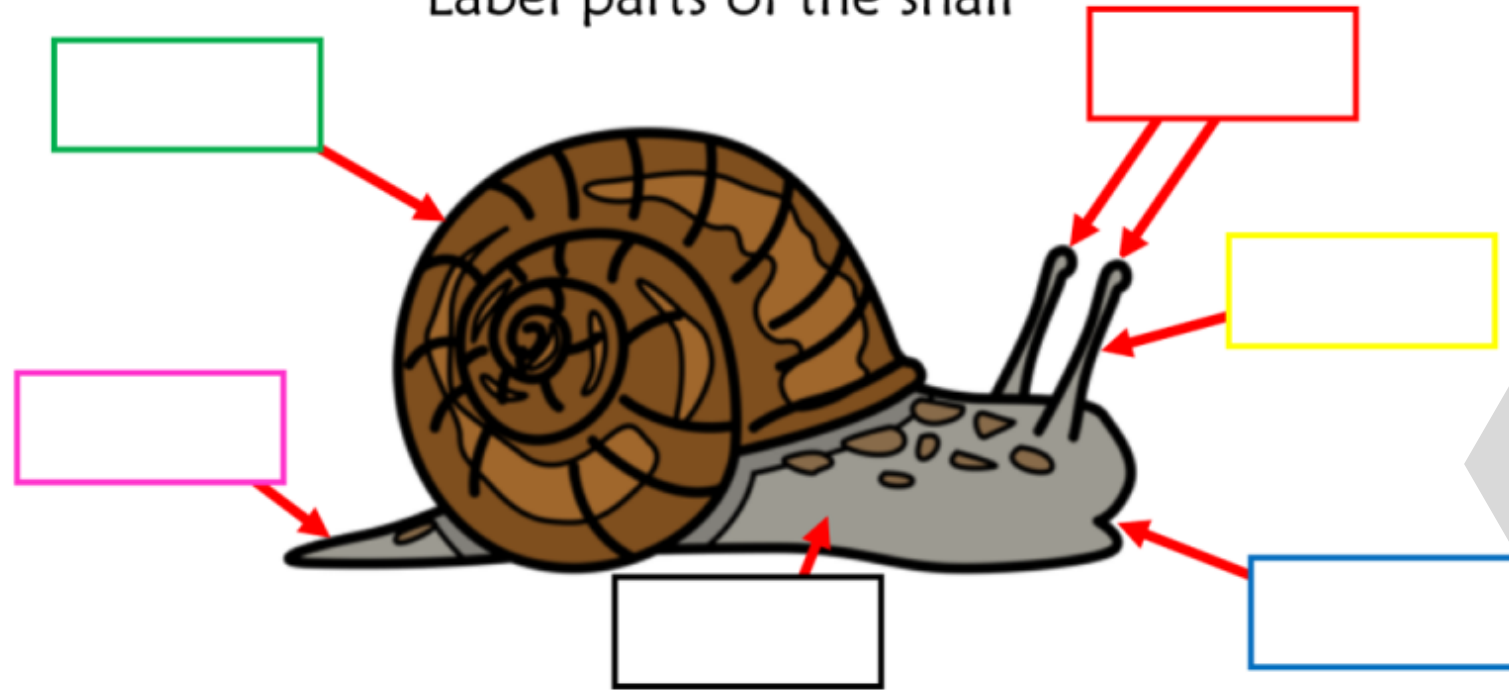
Sort things that would and would not make good salad toppings.



Christa Joy, Special Needs for Special Kids
The Picture Communication Symbols ©1981-2019 by Tobii Dynavox. All Rights Reserved
Worldwide. Used with permission. Boardmaker® is a trademark of Tobii Dynavox

There are digital versions of the activities included. Students click and drag the answers.

Label parts of the snail



tentacles

shell

eyes

body

mouth

foot

Christa Joy, Special Needs for Special Kids
The Picture Communication Symbols ©1981-2019 by Tobii Dynavox. All Rights Reserved
Worldwide. Used with permission. Boardmaker® is a trademark of Tobii Dynavox

There are 2 sets, one that includes differentiation shown here.



I realize there will be some students out there unable to do cutting activities. I have a blog post with ways to complete activities without a pair of scissors!!

[Click Here to read more!!](#)