

Preview

*Elmer Literacy Unit for
Special Education*




*50
pages*

*Cross-
Curricular
Activities*

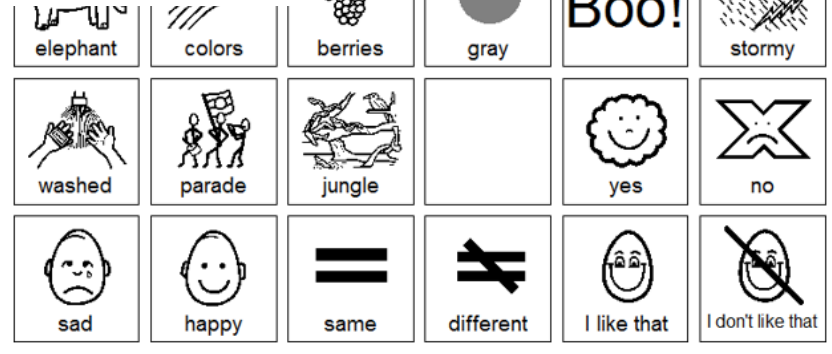
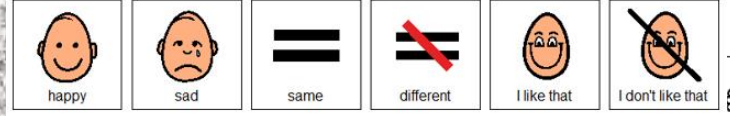


*By
Christa
Joy*

Elmer Story Board

- Make one copy for each student onto cardstock and laminated or place in page protector for durability
- Color and BW options available
- Use during reading of the story as well as group discussions and completing the various activities
- Increases participation and engagement in even verbal students



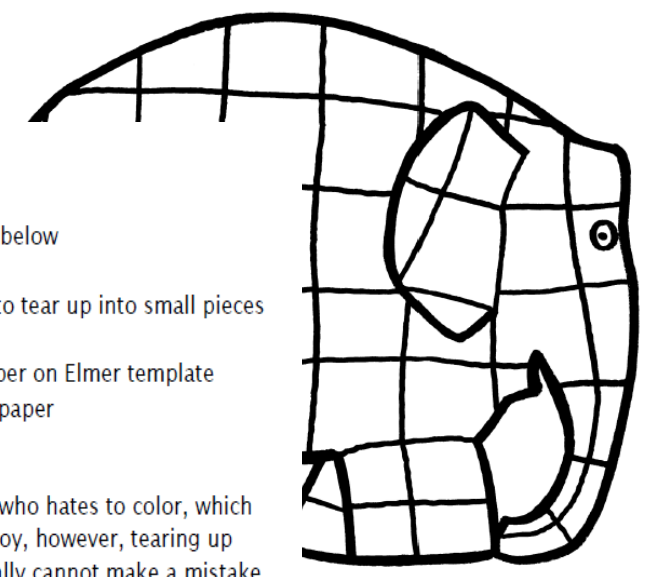
Group Reading sequencing pictures



Elmer Art activity Instructions:

- Have students choose a template from the 2 below
- Print onto cardstock
- Give students several pieces of tissue paper to tear up into small pieces
- Cover template with white glue
- Students drop/place torn pieces of tissue paper on Elmer template
- Can substitute construction paper for tissue paper

I developed this activity with the student in mind who hates to color, which was most of my students. They all seemed to enjoy, however, tearing up paper. There is no exact science to it, so they really cannot make a mistake.



Cause and Effect

- Cut out the pictures on pages 4-5 (color) or pages 6-7 (BW)
- Paste in the correct boxes
- The shape and/or color of boxes is meant to give the student more visual structure and be more successful



Causes



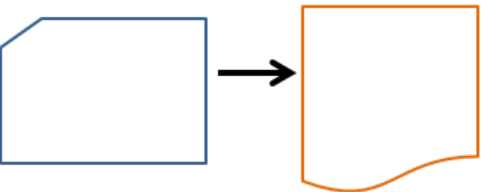
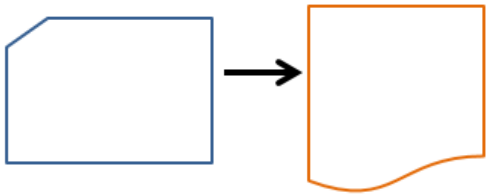
Elmer Comprehension Check

- This cut and paste activity is meant to help the teacher assess if the student has grasped the main points from the story
- Assembly (optional)
 - I liked to cut the pages apart and make it into a student booklet for students to be able to review




What was the problem?	What was the solution?
Did it work?	What happened at the end?

Also in BW

Cause and Effect worksheet



Effects

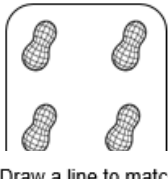
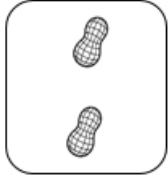
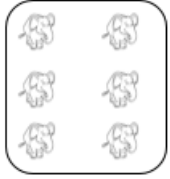
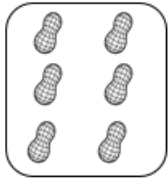



Also in BW


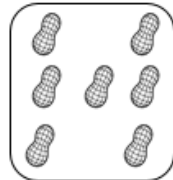
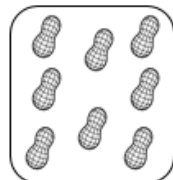
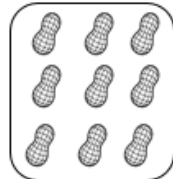
Title	Author
Setting	Who is the main character?

David McKee	Elmer	 Elmer
 jungle	 Elmer was sad	 rolled in berries
 no	 had a parade	


Draw a line to match the sets.




Draw a line to match the sets.



Give Elmer 1 peanut.





Give Elmer 2 peanuts.




Give Elmer 3 peanuts.



Give Elmer 4 peanuts.



Give Elmer 9 peanuts.



Give Elmer 10 peanuts.

3 worksheets

3 worksheets



BEING A GOOD FRIEND

GOOD FRIENDS LISTEN TO EACH OTHER.



*12 page social story
in pdf format*

GOOD FRIENDS CAN SHARE SECRETS.



GOOD FRIENDS ARE THE BEST!



GOOD FRIENDS HELP EACH OTHER WHEN THEY NEED IT.



GOOD FRIENDS SHARE.

