

ELEMENTARY SOCIAL STUDIES CURRICULUM

**39
UNITS**



SPECIAL EDUCATION



This curriculum is perfect for students who:

- Have an intellectual disability
- are early or non-readers
- lack prerequisite skills
- benefit from picture support
- take alternative assessments
- are in elementary school

Why you need this bundle:

- If you teach multiple grade levels, you have all you need in one place.
- Having the same layout for each unit reduces students' anxiety and allows them to focus on the content.
- Aligned with extended learning standards.
- Saves you money
- Saves you time.

This curriculum covers the following areas:

- Government
- Colonial History
- Geography
- US Landmarks and Symbols
- Holidays
- Literacy units to support historical events

All units built using the extended learning standards.

All units have
printable
AND digital
activities

Specific Units (39 total)

1. Citizenship Unit
2. Branches of Government
3. The Constitution and Bill of Rights Unit
4. The Declaration of Independence Unit
5. Colonial America Unit
6. Native American Unit
7. Thanksgiving Unit
8. Maps and Globes Unit
9. Reading Maps Unit
10. Five Oceans Unit
11. Seven Continents Unit
12. Southeast Region of US Geography Unit
13. Southwest Region of US Geography Unit
14. Northeast Region of US Geography Unit
15. West Region of US Geography Unit
16. Midwest Region of US Geography Unit
17. US Geography DIGITAL Unit
18. US Landmarks Manmade Unit
19. US Landmarks Natural Unit
20. US Symbols Unit
21. Christopher Columbus Unit
22. Harriet Tubman Unit
23. Martin Luther King Jr and Rosa Parks Unit
24. Veterans Day Unit
25. Memorial Day Unit
26. Presidents Day Unit
27. Labor Day Unit
28. Thank You Sarah Literacy Unit
29. The Cart that Carried Martin Literacy Unit
30. Duck for President Literacy Unit
31. Henry's Freedom Box Literacy Unit
32. Mae Among the Stars Literacy Unit
33. America's White Table Literacy Unit
34. Before She Was Harriet Literacy Unit
35. Desmond and the Very Mean Word Literacy Unit
36. Martin's Big Words Literacy Unit
37. The Story of Ruby Bridges Literacy Unit
38. The Wall Literacy Unit
39. A Boy Called Slow Literacy Unit

All the units are structured similarly so students become familiar with the type of activities and can concentrate more on the content. Units include:

- Detailed lesson plans
- Books
- Group activities
- Individual activities
- Assessments

The activities are differentiated to allow more students to participate in the same activity.

- Saves you time
- Fosters inclusion



KEEP SCROLLING FOR ALL THE DETAILS



Citizenship

Table of Contents

Pages	Activity
4-35	Citizenship book
36-38	Vocabulary board
39-44	Circle map
45-49	Sorting rights vs responsibilities
50-54	Sorting rules that are important
55-59	Matching person to responsibility
60-65	Finding who solves certain problems
66-69	Writing prompt: I can make a difference
70-75	Close worksheet
76-93	Assessment
94-95	Terms of Use

Also included in separate files:

- Voice recorded PowerPoint
- Lesson plans
- Directions and links to digital activities

Every unit has different activities and ways for students to practice that skill.

Declaration of Independence

Lesson plan
















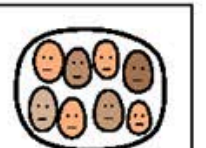









Day 8

Activity	Notes	Materials
Read or listen to a recording of the book (10 minutes)	<ul style="list-style-type: none">• Read through the story, asking lots of questions• Continue to make connections between book and vocabulary board	<ul style="list-style-type: none">• Book• Vocabulary board
Vocabulary cards Bean Bag Toss (10 minutes)	<ul style="list-style-type: none">• Glue the cut apart symbols to the paper plates (one on each plate)• Arrange them around the room• Students toss the bean bag trying to get it to land on a paper plate• Students retrieve the paper plate and share the vocabulary card they retrieved	<ul style="list-style-type: none">• Vocabulary cards• Vocabulary cards cut apart• Small paper plates (you can also use pieces of construction paper)• Bean bags
Close worksheet review (5 minutes)	<ul style="list-style-type: none">• Review the worksheet completed yesterday	<ul style="list-style-type: none">• Worksheet completed yesterday
Close Worksheet (10 minutes)	<ul style="list-style-type: none">• Complete the second close worksheets• Use color coding if needed (see note on page 1 for more information)• This is your first real chance to begin assessing if your students are making connections to the material.	<ul style="list-style-type: none">• Book (if needed for students to find answers)• Vocabulary board• Close worksheet• Scissors• Glue
Sharing (10 minutes)	<ul style="list-style-type: none">• Each student shares one of their finished close worksheets	<ul style="list-style-type: none">• Completed worksheets• Communication devices

Every unit (except literacy units) has a detailed lesson plan with suggestions, a quick look, and a daily step-by-step guide.

Vocabulary board

Continents

 Asia	 Africa	 North America	 South America	 Antartica	 Europe	 Australia
 ocean	 mountains	 desert	 rainforest	 lake	 temperate	 hot
 freezing	 river	 population	 animals	 oil	 coal/minerals	 crops
 repeat that	 I like that	 I don't like that	 I don't know	 need a break		

Every unit has a vocabulary board to use during class discussions.

The Constitution makes our government strong while still protecting the people who live here.



Every unit (except literacy units) has a book with simple text and engaging photos. This book provides all the information needed to complete the activities.

It comes in a PowerPoint and an mp4/movie file that is narrated.

Color in the Southeastern States.



Christa Joy, Special Needs for Special Kids
The Picture Communication Symbols ©1981-2020 by Tobii Dynavox. All Rights Reserved
Worldwide. Used with permission. Boardmaker® is a trademark of Tobii Dynavox.

Activities

There is at least one worksheet activity for students to do daily.

natural

manmade

forest, monument, elevator, special place, chiseled, visitors, hike, river, protected, eroded, skyscraper, bridge, state park, United States, famous

Christa Joy, Special Needs for Special Kids
The Picture Communication Symbols ©1981-2020 by Tobii Dynavox. All Rights Reserved
Worldwide. Used with permission. Boardmaker® is a trademark of Tobii Dynavox.

Label the parts of the map below.

equator, prime meridian, latitude, longitude

Christa Joy, Special Needs for Special Kids
The Picture Communication Symbols ©1981-2020 by Tobii Dynavox. All Rights Reserved
Worldwide. Used with permission. Boardmaker® is a trademark of Tobii Dynavox.



Giant Sequoias

1. The Giant Sequoias only grow in a small area in

2. Some of these trees have been around for more than

3. The Giant Sequoias have very thick

to protect them.

4. The Giant Sequoias produce

with many seeds.

5. It takes the heat from a

for the pinecone to release its seeds.



pine cones



forest fire



California



bark

3000

Declaration of Independence

1. The colonists wanted freedom from

2. The colonists had to pay high

and were often put in jail for no reason.

3. The

got together to decide who would write the declaration.

4.

was chosen to write the Declaration of Independence

5. The Declaration of Independence was written in



taxes

1776



Great Britain



Committee of 5



Thomas Jefferson

Close worksheets

Most units (except literacy units) include a quiz to assess if more teaching is needed before the final assessment.

1. There are how many branches of government?

10

5

3


2. Which branch does the president belong to?



3. Which branch writes and makes new laws?



4. True or False: All 3 branches have equal power.



5. The Supreme Court is part of which branch?



Christa Joy, Special Needs for Special Kids
The Picture Communication Symbols ©1981–2018 by Tobii Dynavox. All Rights Reserved.
Worldwide. Used with permission. Boardmaker® is a trademark of Tobii Dynavox.

Print onto cardstock or mount on index cards. Cut pictures apart and show student answer choices for each question.

Q 1

10

5

3

Q 2,3,5

1. How many of branches of government are there?

- a. 10
- b. 5
- c. 3

2. Which branch does the president belong to?

- a. Legislative
- b. Executive
- c. Judicial

3. Which branch writes and makes new laws?

- a. Legislative
- b. Executive
- c. Judicial

4. True or False: All 3 branches have equal power.

- a. True
- b. False

5. The Supreme Court is part of which branch?

- a. Legislative
- b. Executive
- c. Judicial

6. What does the Supreme Court protect?

- a. The country
- b. The constitution
- c. The President

7. Which of the following is part of the Legislative Branch?

- a. House of Representatives
- b. Supreme Court
- c. Vice President

8. Who is the leader of the army and protects our country?

- a. The President
- b. The Senate
- c. The Supreme Court



Executive




Judicial

Christa Joy, Special Needs for Special Kids
The Picture Communication Symbols ©1981–2018 by Tobii Dynavox. All Rights Reserved.
Worldwide. Used with permission. Boardmaker® is a trademark of Tobii Dynavox.

Assessment

The assessments
come in 3 formats.

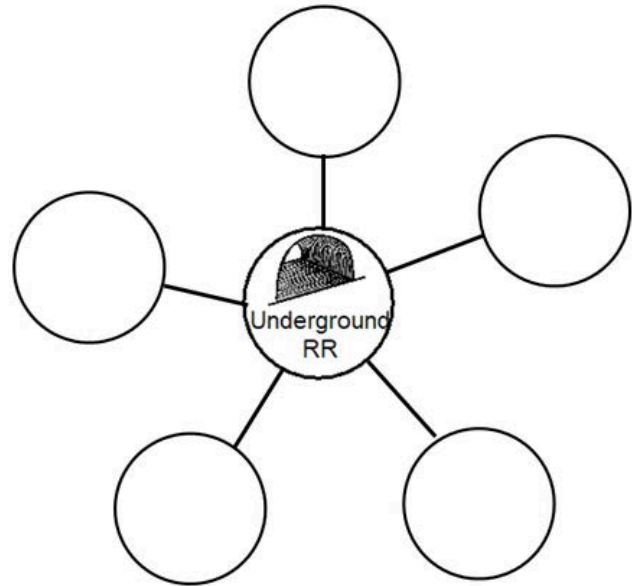
Literacy Units



There are 12 literacy units included. These use a picture book to teach about a history topic.

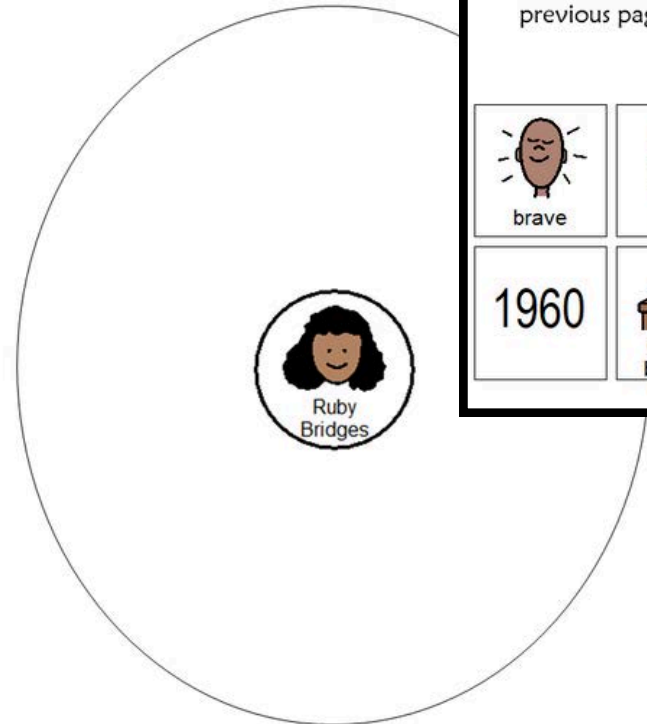
They include a YouTube link to the book read aloud.

What was the Underground Railroad?



Christa Joy, Special Needs for Special Kids
The Picture Communication Symbols ©1981-2018 by Tobii Dynavox. All Rights Reserved
Worldwide. Used with permission. Boardmaker® is a trademark of Tobii Dynavox

Who was Ruby Bridges?



Place the following pictures in the circle map on the previous page to show who Ruby Bridges was.

Errorless version

brave	kind	poor	school	New Orleans
1960	ordered by judge	alone in school	forgave mob	1st grade

Christa Joy, Special Needs for Special Kids
The Picture Communication Symbols ©1981-2018 by Tobii Dynavox. All Rights Reserved
Worldwide. Used with permission. Boardmaker® is a trademark of Tobii Dynavox

Literacy Units

There are 5 different activities to go with each book.

Duck for President

I think Duck would make a president.

He would make sure we all had enough .

We would only have to go to school days as week.

He would send everyone a in the mail.

And there would be no more .

good	great	okay	fun	wonderful
food	video games	toys	vacation	water
1	2	3	1/2	4
feather	fish	rubber duck	valentine	check
bad guys	homework	chores	school	hunger

Christa Joy, Special Needs for Special Kids The Picture Communication Symbols ©1981-2019 by Tobii Dynavox. All Rights Reserved Worldwide. Used with permission. Boardmaker® is a trademark of Tobii Dynavox

Christa Joy, Special Needs for Special Kids The Picture Communication Symbols ©1981-2019 by Tobii Dynavox. All Rights Reserved Worldwide. Used with permission. Boardmaker® is a trademark of Tobii Dynavox



- All of these units include digital versions of the activities.
- These make great review tasks.
- There are 2 complete sets of slides. One set is differentiated using color.

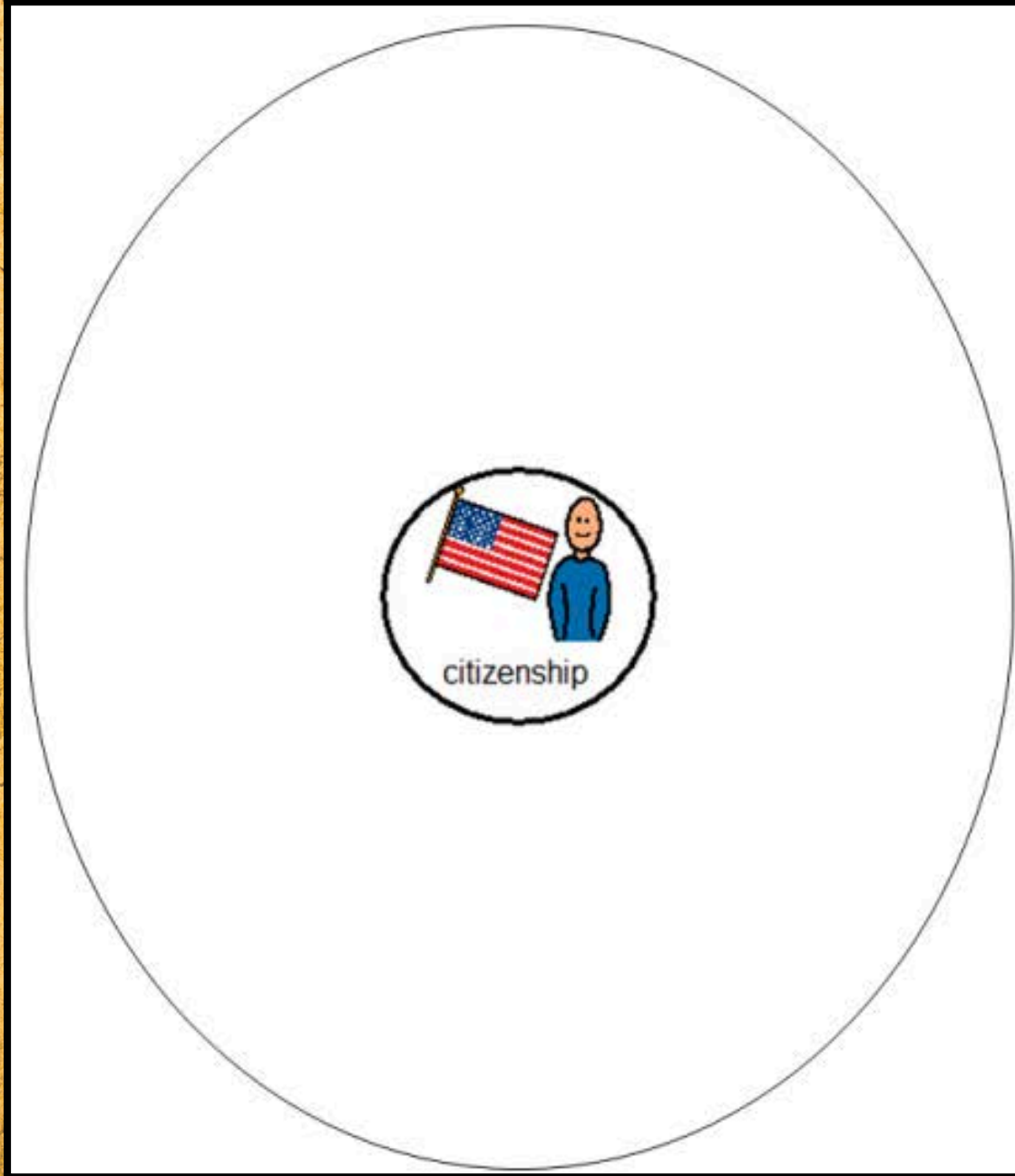
Make great independent learning centers.

Watch the
movie on
Citizenship

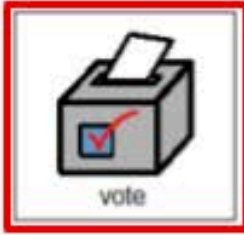


**The movie
version of the
book from the
unit.**

Use for more review.

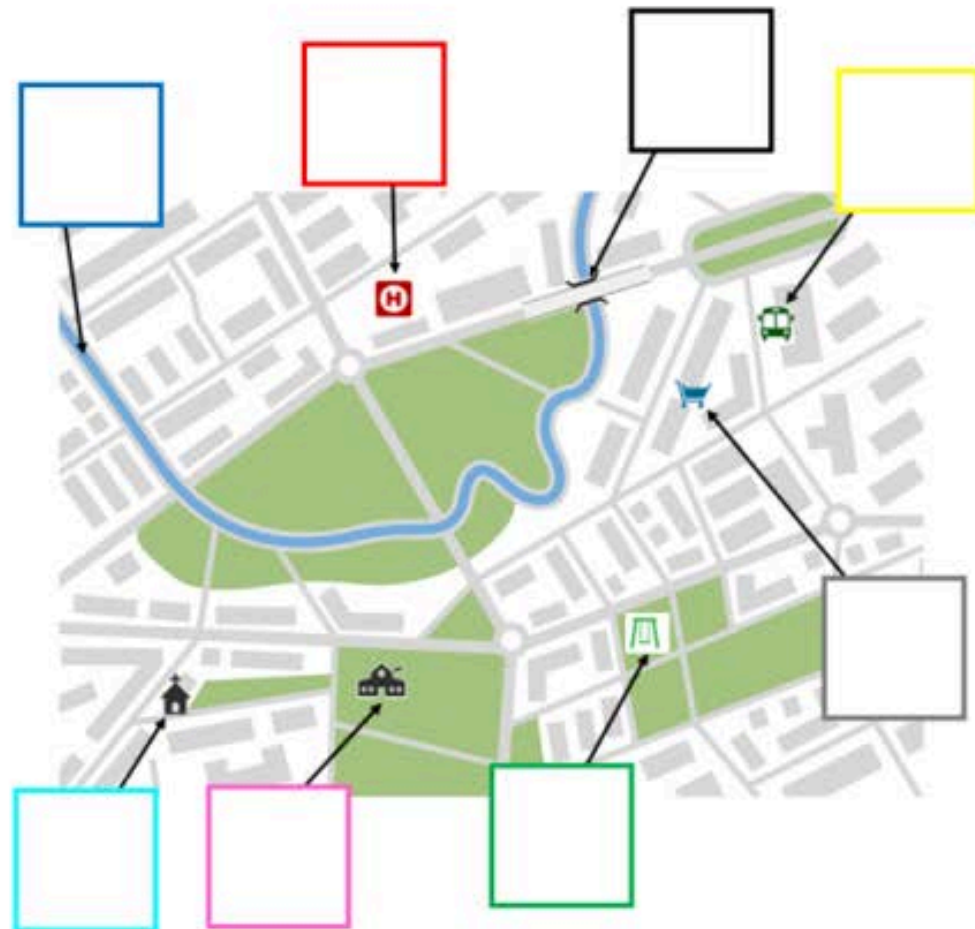


Place some of the pictures in circle map showing some things about citizenship.




Perfect for any learning level.

Using the key, label the map.



COMPLETE MAP TOOLKIT AND LEGEND

HIGHWAY	MAJOR ROAD	SECONDARY ROAD	RAVER	PROPOSED ROAD	BRIDGE	TOLL	TRAFFIC LIGHT	ONE WAY	HOUSING WITH PARKING RESERVE	LIGHT RAIL & STATION	TRAIN RAIL & STATION	STATE BOUNDARY	CITY BOUNDARY	SPORTS FIELD	SEA	FOREST	BUS STATION	TAXI STAND	LIGHT RAIL STATION	TRAIN STATION	AIRPORT	SEAPORT	APARTMENT	FACTORY	MUSEUM	CHURCH	CHINESE TEMPLE	MOSQUE	HINDU TEMPLE	SCHOOL	COMMUNITY HALL	POLICE STATION	FIRE STATION	HOSPITAL	LIBRARY	POST OFFICE	EMBASSY	SHOPPING MALL	HOTEL	PLACE OF INTEREST	INFORMATION KIOSK	HIGH COURT	PARKING AREA	SWIMMING POOL	FAST FOOD	FOOD COURT	CINEMA	PUBLIC TOILET	TELEPHONE	PETROL STATION	RESTING AREA	GOLF COURSE	PLAYGROUND	NUCLEAR REACTOR
---------	------------	----------------	-------	---------------	--------	------	---------------	---------	------------------------------	----------------------	----------------------	----------------	---------------	--------------	-----	--------	-------------	------------	--------------------	---------------	---------	---------	-----------	---------	--------	--------	----------------	--------	--------------	--------	----------------	----------------	--------------	----------	---------	-------------	---------	---------------	-------	-------------------	-------------------	------------	--------------	---------------	-----------	------------	--------	---------------	-----------	----------------	--------------	-------------	------------	-----------------



Each unit comes with a set of slides that are differentiated with color.

Christa Joby, Special Needs for Special Kids
The Picture Communication Symbols ©1981-2019 by Tobii Dynavox. All Rights Reserved
Worldwide. Used with permission. Boardmaker® is a trademark of Tobii Dynavox

Still have questions?

Reach out at specialneedsforspecialkids@gmail.com

I will answer your question personally and promptly.

