

EARTHQUAKE IN THE EARLY MORNING

MAGIC TREE HOUSE #24



10 activities

15 questions



Special Needs for Special Kids



These novel units are something I created and started using in my classroom. I had students with significant challenges and most were **non-readers** (like my little guy). They were the best thing I ever did, and my students LOVED them.

Table of Contents

Worksheet pages	Activity	Chapter
4	Suggestions for use	
5	Story board	
6	Title and Author	
7-8	Find California	1
9-11	Facts about earthquakes	2
12	What is a disaster?	3
13-14	Things that will burn	4
15-17	Ways to carry heavy things	5
18	What does lending mean?	6
19-20	What would you save?	7
21	Compound words	8
22-24	Perseverance	9
25-26	My trip in the Magic Tree House	10
27-29	Other novel units available	
30-31	Terms of use	

This novel unit has **10 different activities**. There is an activity for each chapter that is NOT comprehension based. So, even if your students do not pay attention, they can still complete the activity.

Suggestions for Use

- I made this unit to go along with the book, *Earthquake in the Early Morning, Magic Treehouse #24*.
- I figured that you would be reading it aloud to your class at a rate of about 1 chapter per day.
- Be sure to give each student their own copy of the story board (pg. 5) to use while reading and discussing the story.
- Benefits of reading out loud, even to classes made up of severely affected students:
 - Teaches students to sit quietly even when there isn't something for them to do. This is such an important life skill. We all have to spend time sitting and listening to someone we are not that interested in at some point.
 - Parents will LOVE you. Not only will they be excited their child is being exposed to age appropriate material, but you are teaching them how to sit quietly, which will hopefully transfer to home as well.
 - Even with your lowest level learners, you will have 1 or 2 that will truly enjoy the story.
 - It can be a calming experience to sit and listen to the teacher read in a methodical way.
- For students who need more structure, place the number of post-it notes in front of him/her that corresponds to the number of pages you intend to read. Remove a post-it as you finish each page. The visual will help lessen their anxiety.
- You will find 1 activity for each chapter. You will still have plenty to choose from and find those that fit best with your students.
- Differentiation:
 - For any activity, you can quickly differentiate for your lower level learners by using a color coding technique.
 - If sorting, outline each sorting category a certain color and then outline the corresponding pictures the same color.
 - Becomes a matching task.
- This unit includes 15 comprehension questions. There is a chart to show which chapter each question comes from. Each questions is a multiple-choice questions with three answer choices that uses pictures. (*This is a separate pdf.*)
- An answer key is included.

Suggestions on how I found this activity worked best in my classroom are provided. I typically had 6-8 students in grades K-5 with one adult assistant in the room with me.


Color version

Earthquake in the Early Morning

Magic Tree House #24

for Special Education

By
Christa Joy
Special Needs for Special Kids



This entire novel unit comes in 2 separate files. One is completely in color and one is completely in black and white.

Story Board : to use while reading and for class discussions. Laminate and make 1 copy for each student.

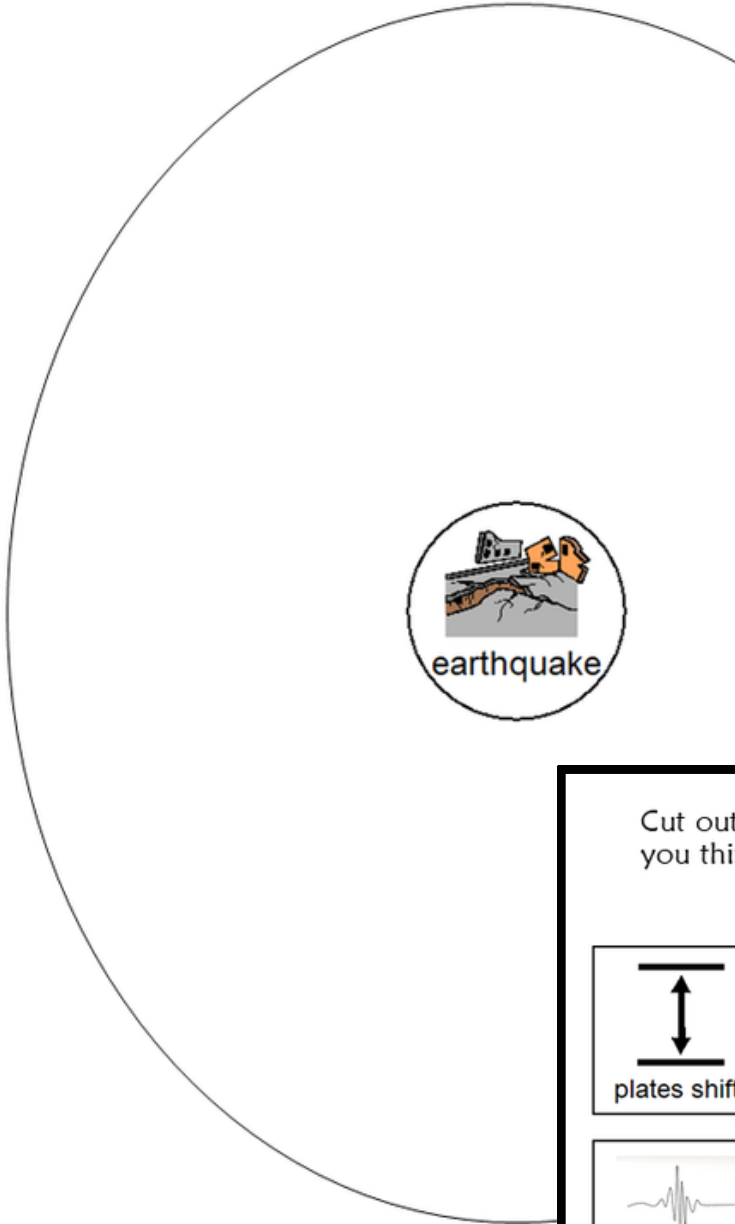


This unit comes with a vocabulary board.

Vocabulary boards are great for ALL students to assist with participation and engagement in group discussions.

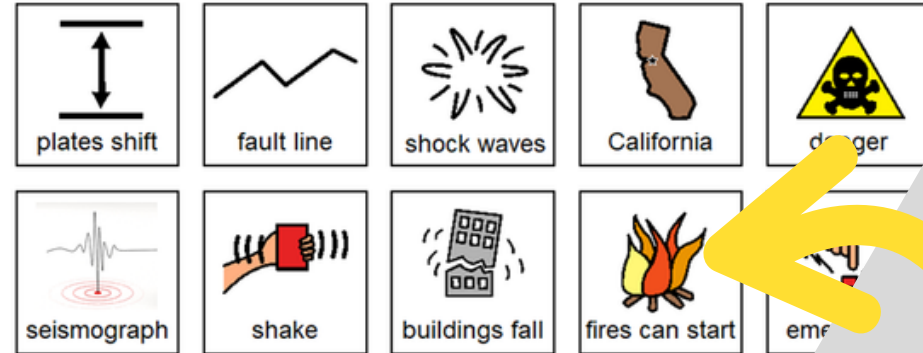
Tips on how to use in the unit!!

What are some facts about earthquakes?



Errorless version

Cut out and place in the circle map on the previous page showing some facts about earthquakes.



Cut out and place in the circle map on previous page **ONLY IF** you think they are true about earthquakes.




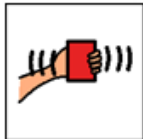









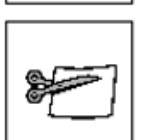





There is a circle map what has 2 options:

An errorless option with only correct answers

An option that has wrong answers mixed in students will need to set aside.


Complete each compound word.

	+		=	<input type="text"/>
	+		=	<input type="text"/>
	+		=	<input type="text"/>
	+		=	<input type="text"/>
	+		=	<input type="text"/>
	+		=	<input type="text"/>
	+		=	<input type="text"/>


 basketball	 earthquake	 firestorm	 haircut
 doghouse	 flowerpot	 candlestick	

There are matching activities. You can quickly differentiate these activities with some color-coding.

What are some things that would burn (not just melt) easily in a fire?

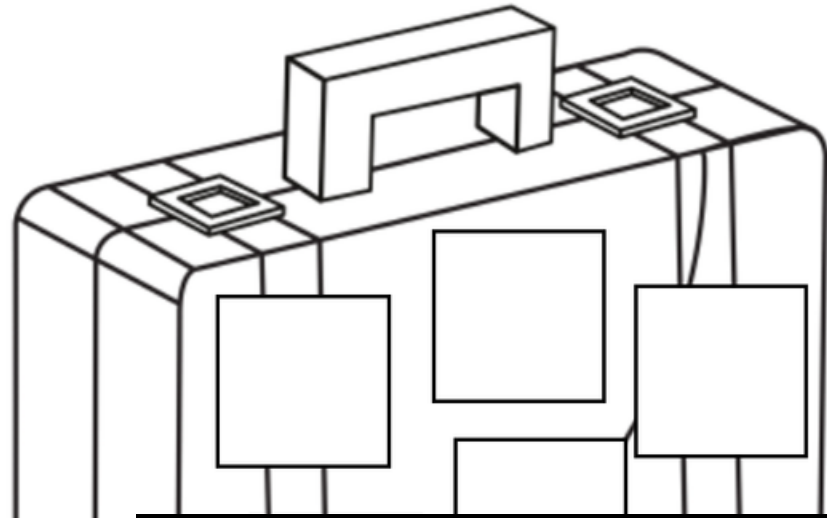


Sort into the correct column on the previous page. If you are not sure or think it could be both, put it on the middle line.

 brick	 wood	 silverware	 clothes
 tub	 tire	 computer	 furniture
 newspaper	 money	 glass	 soda can
 dresser	 curtains	 mirror	 books

There are sorting activities.
You can quickly differentiate
these activities with some
color-coding.

If there was an emergency, and you could only take 5 things, what would you take? You can choose from the pictures on the next page, or write in your own choices.



Choose **5 things** what would you take? You can also come up with your own ideas!!

candlesticks	jewelry	dishes	books	photo album
money	painting	computer	TV	video game
stuffed animals	cards	magazine	decorations	curtains
frying pan	radio	bike	skateboard	baseball glove

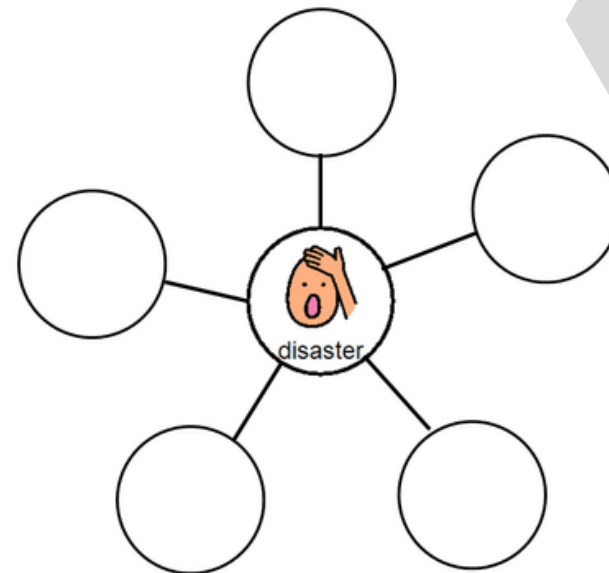
Differentiated

Jack and Annie will be traveling to California. Color in California on the map of the United States below.



CH 1 The Picture Worldw

What is a disaster?



crash	mistake	catastrophe	failure	hazard
-------	---------	-------------	---------	--------

CH 3

ChristaJoy, Special Needs for Special Kids
The Picture Communication Symbols ©1981-2022 by Tobii Dynavox. All Rights Reserved
Worldwide. Used with permission. Boardmaker® is a trademark of Tobii Dynavox

12

There are lots of activities to choose from so you can pick the best ones for your students, or do them all!!

My trip in the magic treehouse






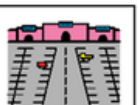







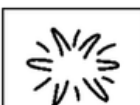






I looked in a book about and made a wish.

We landed in the middle of a .

I saw lots of out the window.

I could hear from the tree house.

When it was time to go back home, I felt .

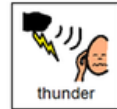
 California	 earthquake	 the past	 San Francisco	 trolley car
 street	 plaza	 park	 parking lot	
 people	 police officers	 trolley cars	 smoke	 confusion
 sirens	 explosions	 thunder	 fire trucks	 yelling
 exhausted	 happy	 excited	 a little sad	 great

All of the Magic Tree House units end with a writing prompt. These are errorless activities. Students will write a story about their trip in the treehouse. Different pictures are used for each novel.

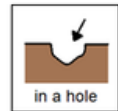
1. Where are Jack and Annie heading for this trip?



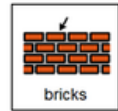
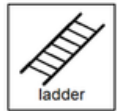
2. What was making the ground shake?



3. Where did Annie end up after the earthquake?



4. What did she use to get out of the hole?



5. What was starting now that the earthquake was over?



6. What were the men taking to the bay so it wouldn't burn?




7. Who did Jack and Annie tell about the men with the books?



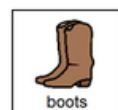
8. What was the man using to move the books to a safe place?



9. Would the books be safe in the new building?



10. What did Jack and Annie lend the boys?



Finally, this unit does come with 15 comprehension questions.

There is a guide that references which chapter each question came from.

Answer key included!!