

Special Ed

EARTH DAY, BIRTHDAY!



Special Needs for Special Kids

Literacy Unit

ALSO INCLUDES GOOGLE SLIDES



These literacy units are something I created and started using in my classroom. I had students with significant challenges and most were **non-readers**. This is a great way to expose all students to some great books.

Earth Day Birthday

Literacy Unit for Special Education

By

Christa Joy

Special Needs for Special Kids





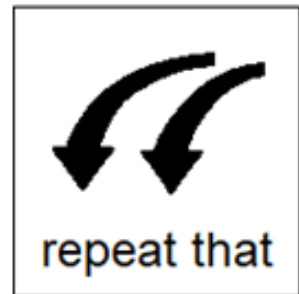
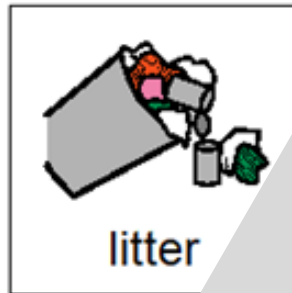



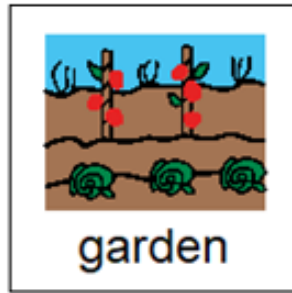


Christa Joy, Special Needs for Special Kids

Table of Contents

Worksheet pages	Title
4-6	Story Board
7-12	Circle map: Animals in a jungle
13-17	Recycle sorting
18-24	Rhyming
25-28	Birthday/Earth Day sorting
29-32	Writing prompt: Happy Birthday Earth
33-34	Terms of Use

In a separate file, there are directions and links to digital versions of these activities.

This unit has 34 pages plus 12 google slides. There are 5 activities to go with this book to last a full week of instruction.



This unit comes with a storyboard.


Storyboards are great for ALL students to assist with participation and engagement in group discussions.

Tips on how to use in the unit!!

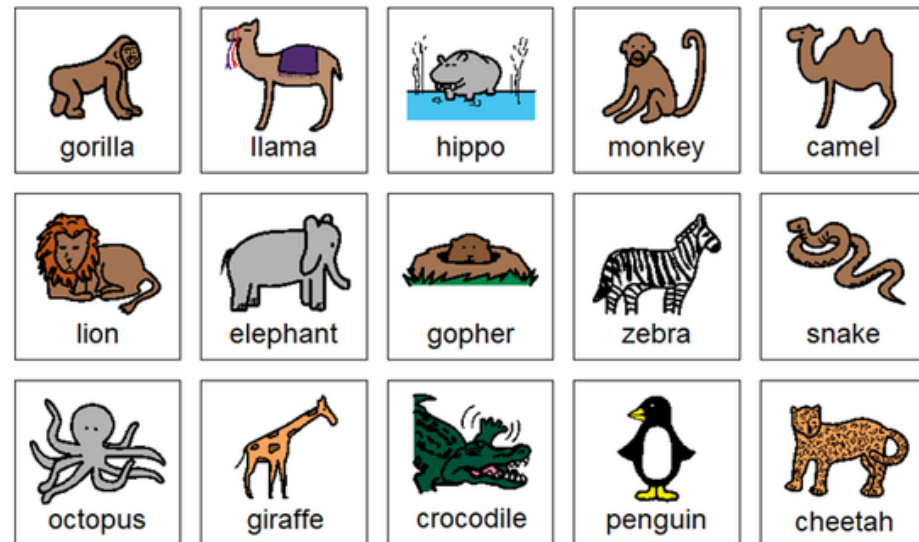
Who could possibly be at monkey's birthday party?

Errorless option

Place pictures in the circle map showing animals that live in the jungle.




Cut out the pictures and place in the circle map on the previous page **ONLY IF** they are animals that live in the jungle.



ChristaJoy, Special Needs for Special Kids The P
Dynavox. All Rights Reserved Worldwide. Used
D

There is a circle map showing animals that live in the jungle. There is an option that only has correct answers and one that has wrong answers mixed in.






In this activity, students will sort things into the correct category for recycling. Color-coding can be added for differentiation.




Where would you find the following items, at a birthday or an Earth day party?











compost	plant a tree	candles	recycle
presents	garden	party hats	clown
save water	cake	decorations	collect trash
reuse	cloth bags	balloons	noisemaker

ChristaJoy, Special Needs for Special Kids
The Core Communication Symbols ©1981–2022 by Tobii Dynavox. All Rights Reserved
Worldwide. Used with permission. Boardmaker® is a trademark of Tobii Dynavox

In this activity, students will sort things they find at a birthday party or an earth day party. Color-coding can be added for differentiation.











Match the word that rhymes

 green	<input type="text"/>	 head	<input type="text"/>
 trees	<input type="text"/>	 crocodile	<input type="text"/>
 land	<input type="text"/>	 wide	<input type="text"/>
 store	<input type="text"/>	 cake	<input type="text"/>

Find the picture it rhymes with.

Match the word that rhymes

 gorilla	<input type="text"/>	 giraffe	<input type="text"/>
 snake	<input type="text"/>	 monkey	<input type="text"/>
 lion	<input type="text"/>	 elephant	<input type="text"/>
 leopard	<input type="text"/>	 zebra	<input type="text"/>


Students with match words that rhyme.

Set 1

 lake	 riverside	 said	 peas
 four	 smile	 seen	 cans

Set 2

 chunky	 pizza	 rake	 laugh
 intelligent	 vanilla	 cryin'	 pita



I am having a birthday party for Earth at the .

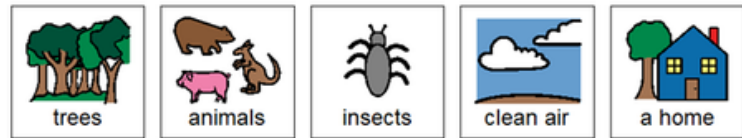

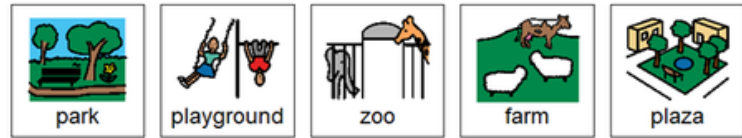
I asked my to help me.

I am going to serve and .

I am thankful the Earth gives us .

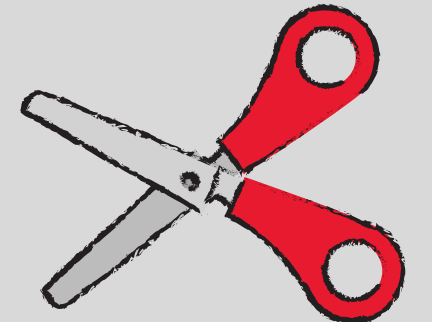
The best present to give the Earth would be to .

Christa Joy, Special Needs for Special Kids The Picture Communication Symbols ©1981-2019 by Tobii Dynavox. All Rights Reserved Worldwide. Used with permission. Boardmaker® is a trademark of Tobii Dynavox



Christa Joy, Special Needs for Special Kids The Picture Communication Symbols ©1981-2019 by Tobii Dynavox. All Rights Reserved Worldwide. Used with permission. Boardmaker® is a trademark of Tobii Dynavox


Students will write their own story about having a birthday party for Earth. This is an errorless activity that allows students to write their own story independently.

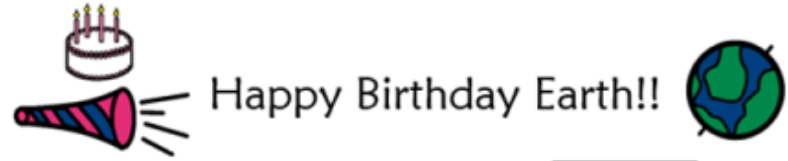


Listen to
Earth Day
Birthday
read aloud



There is a video of the
book read aloud. This is
a video from YouTube.


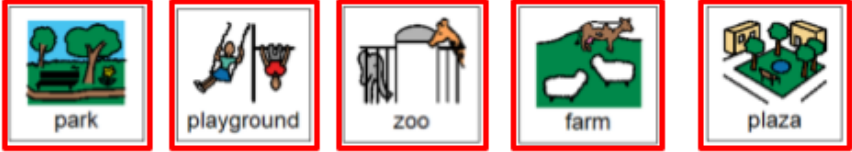




Happy Birthday Earth!!



Choose a picture to finish each sentence.



I am having a birthday party for Earth at the

I asked my to help me.

I am going to serve and .

I am thankful the Earth gives us .

The best present to give the Earth would be to .

There are digital versions of the activities included. Students click and drag the answers.



Decide if the following is something that would be at a birthday or an Earth day party. If you are not sure, or think it could be at both, place it on the middle line.



There are 2 sets, one that includes differentiation shown here.

This resource comes in a zipped folder. You will need to unzip the folder to access all the contents which include:

- ***Activities in color***
- ***Activities in black and white***
- ***Links and directions to digital activities***

Save money and get this unit as part of my Earth Day Bundle.

Click Here

