

# DUCK FOR TURKEY DAY



**ALSO INCLUDES GOOGLE SLIDES**

*Special Needs for Special Kids*





These literacy units are something I created and started using in my classroom. I had students with significant challenges and most were **non-readers**. This is a great way to expose all students to some great books.



# Table of Contents

| Worksheet pages | Title                                   |
|-----------------|---|
| 4-6             | Story Board                             |
| 7-12            | Circle map                              |
| 13-16           | Word map: Thanksgiving around the world |
| 17-21           | Sorting meats versus vegetables         |
| 22-26           | My perfect plate                        |
| 27-31           | Writing prompt                          |
| 32-33           | Terms of Use                            |

In a separate file, there are directions and links to digital versions of these activities.

*There are 5 activities to go with this book in print and digital versions.*




This unit comes with a storyboard.


Storyboards are great for ALL students to assist with participation and engagement in group discussions.

Tips on how to use in the unit!!

Cut apart pictures and place in circle map about showing traditional Thanksgiving foods.




Cut apart pictures and place in circle map **ONLY IF** you think they are traditional Thanksgiving foods.




There is a circle map looking at traditional Thanksgiving foods here in the US. There is an option with wrong answers mixed in. (Although are there really any "wrong" foods for Thanksgiving dinner?)




















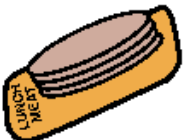




meat / fish

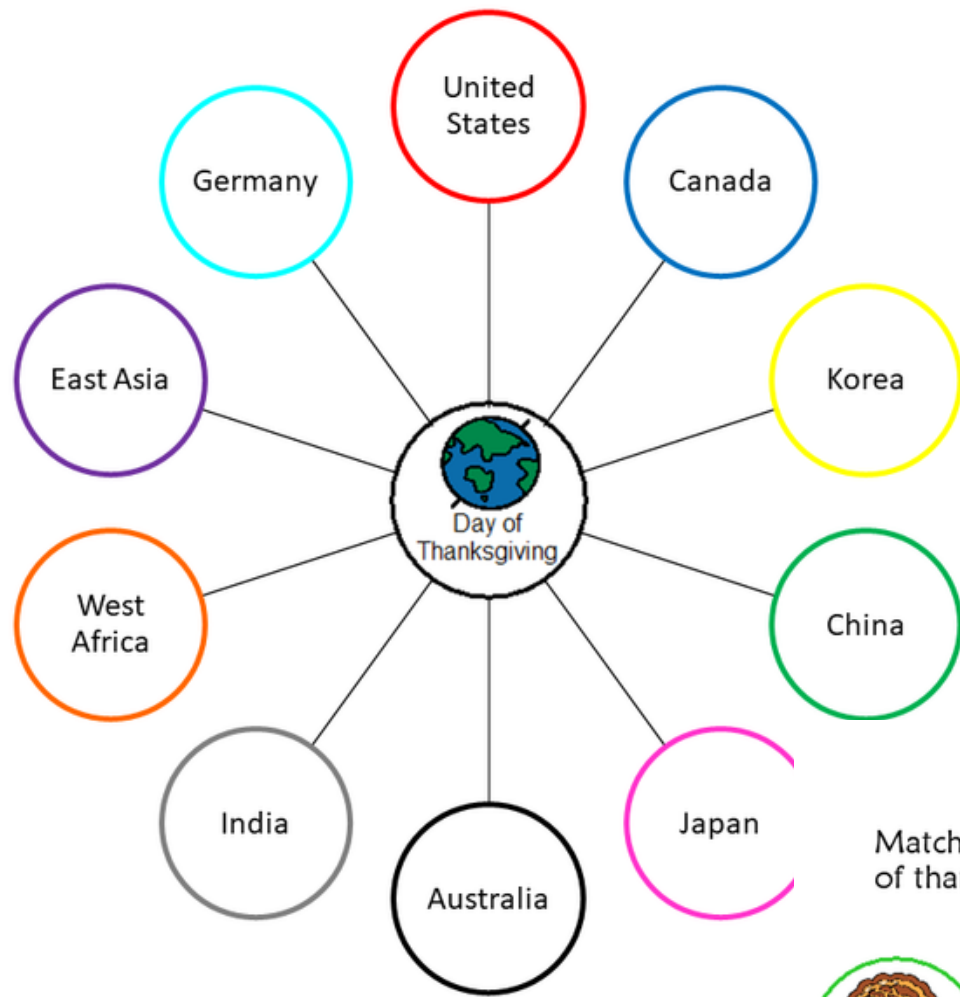


vegetables

|  |   |   |   |   |
|--|---|---|---|---|
| <br>salmon      | <br>hot dogs | <br>berries        | <br>apple     | <br>meatball     |
| <br>chicken     | <br>banana   | <br>broccoli       | <br>hamburger | <br>lettuce      |
| <br>tomato     | <br>ham     | <br>cucumber      | <br>orange   | <br>steak       |
| <br>pork chop | <br>grapes | <br>string beans | <br>trout   | <br>lunch meat |

Students will sort things that are meat or fish and those that are fruit or vegetable.

Fill in the circles with Thanksgiving foods from around the world.



Students will explore different Thanksgiving traditions around the world. This activity is color-coded for more support.

Match the food to the country that serves it for their day of thanksgiving.



ChristaJoy, Special Needs for Special Kids  
The Picture Communication Symbols ©1981-2021 by Tobii Dynavox. All Rights Reserved  
Worldwide. Used with permission. Boardmaker® is a trademark of Tobii Dynavox



Now that you have learned about all different types of Thanksgiving foods, what would you put on your perfect Thanksgiving plate of food?



Students will create their own perfect plate of Thanksgiving food either given the choices provided or using magazines.



# My Thanksgiving Tradition


We usually spend Thanksgiving at my .

comes for dinner.





Before dinner, we often .

We usually eat  for dinner.



For dessert, we have .

Christa Joy, Special Needs for Special Kids The Picture Communication Symbols ©1981-2018 by Tobii Dynavox. All Rights Reserved Worldwide. Used with permission. Boardmaker® is a trademark of Tobii Dynavox




Christa Joy, Special Needs for Special Kids The Picture Communication Symbols ©1981-2018 by Tobii Dynavox. All Rights Reserved Worldwide. Used with permission. Boardmaker® is a trademark of Tobii Dynavox

Students will write a story about their own family's Thanksgiving tradition.

Watch Duck for  
Turkey Day  
read aloud




There is a video of the  
book read aloud. This is  
a video from YouTube.















Make great independent learning centers.



Place some of the pictures in circle map showing some food traditionally served at a Thanksgiving meal.

|  |  |   |  |
|--|--|---|--|
| <br>turkey      | <br>cranberry sauce | <br>stuffing | <br>mashed potatoes |
| <br>green beans | <br>yams            | <br>rolls    | <br>pumpkin         |
| <br>gravy      | <br>squash         |   |  |

Christa Joy, Special Needs for Special Kids  
The Picture Communication Symbols ©1981–2019 by Tobii Dynavox. All Rights Reserved  
Worldwide. Used with permission. Boardmaker® is a trademark of Tobii Dynavox

There are digital versions of the activities included. Students click and drag the answers.



Place pictures in empty circles showing foods served during a day of thanksgiving around the world.

|  |   |  |
|--|---|--|
| <br>moon cake       | <br>cassava    | <br>moon cake |
| <br>yam             | <br>pork roast | <br>turkey    |
| <br>Noribachi fish | <br>rice cake | <br>Pongal   |
| <br>wienschnitzel |   |  |

Christa Joy, Special Needs for Special Kids  
 Communication Symbols ©1981-2019 by Tobii Dynavox. All Rights Reserved  
 with permission. Boardmaker® is a trademark of Tobii Dynavox

There are 2 sets, one that includes differentiation shown here.